

中国 2016
展览经济发展报告
Annual Report on China's Exhibition Industry

CCPIT



中国展览经济发展报告(2016)



中国国际贸易促进委员会
China Council for the Promotion of International Trade

中国展览经济发展报告（2016）

主办： 中国国际贸易促进委员会

编纂出版单位：

中国国际贸易促进委员会贸易投资促进部

中国国际展览中心（集团）公司

中国贸易报社

北京第二外国语学院

总编纂委员会

主任：

王锦珍 中国国际贸易促进委员会副会长

副主任：

林舜杰 中国国际贸易促进委员会贸易投资促进部部长

贺彩龙 中国国际展览中心（集团）公司总裁

许素亭 中国贸易报社总编辑

刘大可 北京第二外国语学院经贸与会展学院院长

执行编辑委员会

主任：

周 侗 中国国际贸易促进委员会贸易投资促进部副巡视员

徐 强 中国国际展览中心（集团）公司财务总监

项目统筹： 章书靖、刘宏坤、吴蘅

业务支持：

中国国际贸易促进委员会贸易投资促进部： 章书靖、段建荣、朱莹敏、王建军、程伟

中国国际展览中心（集团）公司： 刘宏坤、路遥、张高志、魏珺、恽东、张东利、张希、张茜、王葭羽

北京第二外国语学院： 刘大可、刘畅、赵越、席钰璇、汪沛漪

中国贸易报社： 吴蘅、徐蔓

撰稿： 刘大可、刘畅、赵越、席钰璇、汪沛漪

翻译： 兰姗、张希、葛卫红、阎树超

目 录

中国展览经济发展报告(2016)

第一章 2016 年中国展览业回顾与展望	1
第一节 2016 年中国展览业发展态势	1
第二节 2017 年中国展览业前景展望	2
第二章 2016 年中国境内展览市场概况	4
第一节 展览会地区分布	5
第二节 展览会规模分布	10
第三节 展览会行业分布	13
第四节 组展单位概况	17
第三章 2016 年中国境内展览馆市场概况	20
第一节 展览馆省份分布	21
第二节 展览馆城市分布	24
第三节 展览馆规模分布	26
第四节 展览馆市场经营概况—展览会数量	27
第五节 展览馆市场经营概况—展览会面积	29
第六节 展览馆市场经营概况—租馆率	30
第四章 2016 年中国出国经贸展览市场概况	34
第一节 整体规模上升	35
第二节 赴亚洲、北美市场参展势头强劲	35
第三节 传统产业展会主导程度有所下降	37
第四节 组展主体集中化趋势明显	38
第五节 赴“一带一路”国家参展稳步提升	39
国内地区篇	41
国内行业篇	91
互联网与会展业深度融合 推动产业创新发展	96
京津冀会展业战略布局与协同发展研究	100
附录一 2016 年中国内地 2 万平方米以上商贸展会一览表 (不含港澳台地区)	104
附录二 2016 年中国内地省市区商贸展会数量总面积一览表 (不含港澳台地区)	134
附录三 2016 年中国内地行业商贸展会数量总面积一览表 (不包含港澳台地区)	135
附录四 2016 年中国内地省市区市场馆数量总可租面积一览表 (不含港澳台地区)	137
附录五 2016 年中国内地超过 5 万平方米出租面积场馆一览表 (不含港澳台地区)	138
附录六 2016 年中国内地主办展会面积超过 10 万平方米单位一览表 (不含港澳台地区)	140

第一章 2016 年中国展览业回顾与展望

2016 年尽管世界经济呈现出缓慢复苏的态势，但是英国的“脱欧”公投、全球金融的剧烈震荡以及贸易保护主义的重新抬头等不利因素使全球经济充满了更多的不确定性。在这种背景下，中国政府审时度势，通过稳步推进“一带一路”倡议、供给侧改革等措施，依旧保持了社会经济的平稳健康发展。展览业作为投资与贸易的重要平台以及现代服务业的重要组成部分，不仅在服务国家总体战略方面发挥了积极贡献，行业自身也呈现出许多新的发展态势。

第一节 2016 年中国展览业发展态势

2016 年中国展览业总体上呈现出“展会数量减少、展览面积增大”的稳健增长态势。据不完全统计，2016 年全国共举办展览会 3054 个，其中经贸类展览会 2590 个，比 2015 年减少了 22 个，但经贸类展览会总面积 8200 万平方米，比 2015 年增加了 326 万平方米，实现了 4% 的增长。具体来说，呈现出如下四个突出特点：

1. 中央及地方政府高度重视，展览业发展环境进一步优化。

自 2015 年 4 月国务院发布了《关于进一步促进展览业改革发展的若干意见》以来，中央及各级地方政府高度重视，先后出台了一系列切实有效的措施，不断优化展览业发展环境。一方面，在中央政府层面，为了更好地贯彻落实国务院意见，商务部不仅牵头成立了促进展览业发展的部级联席会议制度，为展览业的发展提供了更加有利的政策环境，而且在展览业的行业监管与服务方面也迈出了实质性的步伐。特别是商务部于 2016 年 12 月份印发的《展览业统计监测报表制度》，对进一步完善展览业的统计监测体系，科学、有效地开展展览业统计工作将发挥重要作用，为推动展览行业的健康发展提供科学依据。另一方面，从地方政府看，各地更是抓住展览业发展的有利时机，陆续出台了一系列政策措施，从财政、税收、人才、土地等多个方面给予展览业鼓励和扶持，为展览业的健康发展创造了良好的环境。

2. 展览市场运行质量稳步提升，展览会的品牌建设成效明显。

进入 21 世纪以来，在各级政府强力支持和展览市场逐步开放的多重利好下，中国展览业总体上呈现出展览会数量快速增长、展览产业规模快速扩张的良好态势。但是，面对近年来全球投资与贸易持续低迷、中国经济增速放缓的新形势，中国展览业同样步入了“结构调整、提质增效、品牌建设”的新时期。从



2016年的总体发展态势看,经贸展览会的数量不仅没有持续增多,甚至出现了小幅回落,但是从展览面积看,却呈现出稳步增长的态势。这意味着,展览会的数量尽管有所减少,但是展览会的平均规模和品牌影响力在不断提升。例如,2016年第120届广交会境外采购商到会数量恢复性增长,成交额初步回稳;第十八届中国国际高新技术成果交易会(深圳高交会)参展国家和外国团组数量、全球首发的新产品数量均创历届之最。

3. 出国展览规模提升,“一带一路”沿线市场成为新热点。

2016年出国展览扭转了2015年国别数、项目数“双降”的态势,实现了出展国别、项目数量、展出面积和参展企业数的全面攀升。据不完全统计,2016年全国97家组展单位共赴63个国家组织参展1492项,较上年增加7%;展出面积为83.5万平方米,较上年增加14%;参展企业数为5.84万家,较上年增加12%。从出展的区域看,2016年亚洲依然是最主要的出展市场,赴亚洲参展项目数占总量的32.3%,参展面积占总量的31.4%,较上年有较大幅度的增长。特别值得一提的是,在“一带一路”倡议的引领下,2016年赴“一带一路”沿线国家和地区参展也成为了出展市场的新热点。据统计,截至2016年12月,全国83个组展单位共赴32个“一带一路”沿线国家实施参展计划602项,较上年增加83项,占总量的42.2%;展出总面积为30.2万平方米,较上年增加7.3万平方米,占总量的39.7%;参展企业为2万家,较上年增加0.4万家,占总量的37.4%。

4. 互联网对展览业的影响不断深化,为展览业的未来发展注入新动力。

展览业作为一种投资与贸易的促进平台,已经成为深受互联网影响的“先行领域”。近年来,不仅逐步涌现出一批专注于展览业务的互联网公司,而且传统网商也开始涉足展览业务。例如,2016年9月阿里巴巴B2B事业群联手亚洲博闻(UBM)研发的O2O2O商贸平台在第十四届上海国际广告展上的首次亮相,引起了业界的广泛关注。众所周知,阿里巴巴是全球知名电商,而亚洲博闻(UBM)是全球知名会展公司,二者强强联合,将阿里巴巴的线上贸易资源和亚洲博闻的线下展会交流优势互补,对展览业的未来发展必将注入新的动力。

第二节 2017年中国展览业前景展望

2017年尽管全球经济仍然面临很多不确定因素,中国的改革与发展同样面临许多前所未有的挑战,但是作为我国实施“十三五”规划第二年,伴随各项改革措施的逐步落实,我国宏观经济有望企稳回升,市场预期将趋于稳定,展览业作为服务于整个国民经济的平台行业,有望继续保持稳定增长态势,而且在供给侧结构性改革和实施“一带一路”倡议的背景下,展览业也将呈现出一些新特点。

1. 国内展览业有望继续保持稳定增长态势。

一方面，展览业作为投资与贸易的重要平台，不仅能够有效推动产业和消费增长，而且作为现代高端服务业的重要组成部分，对举办城市的住宿餐饮、交通物流、广告传播以及旅游购物等行业均具有明显的拉动效应，目前越来越多的城市开始重视展览业的发展，为展览业稳定发展注入了更多的增长动力；另一方面，供给侧改革、“互联网+”等新的战略导向的落实，必将为社会经济的发展注入新的活力，从而为展览业的持续增长带来新的机遇。

2. “一带一路”沿线国家和地区有望继续成为出国展览的重点区域。

在世界政治经济格局日益复杂、全球贸易保护主义重新抬头的背景下，中国为了更好地推动全球经济增长，审时度势，提出了“一带一路”倡议的宏伟构想。“一带一路”倡议的贯彻落实，客观上需要以展览为平台，推动中国与“一带一路”沿线国家和地区的经贸与投资合作，在这种背景下，“一带一路”沿线国家和地区不仅面临着更多的展览业发展机会，而且也可能得到更多的政策支持，因而在即将到来的2017年，“一带一路”沿线国家和地区有望继续成为出国展览的重点和热点区域。

3. 展览项目并购将成为展览业发展的“新常态”。

展览项目并购既是展览业发展的内在市场规律，也是我国从展览大国走向展览强国的必由之路。因而，未来较长的一段时期内，展览项目并购将成为展览行业组织化程度不断提升的“新常态”。特别是伴随着越来越多本土展览公司的挂牌上市，中国展览企业的资本实力进一步提升，与之相对应，展览项目的并购有望改变以往以外国展览公司并购中国展览项目为主的传统局面，中国本土的展览公司有望走上前台，加入到国际展览项目并购的进程中。

4. 区域展览的不平衡格局有可能进一步加剧。

中国展览业经过最近10余年的发展变迁，已经初步形成了“京津冀”、“长三角”、“珠三角”和“川陕渝”四个热点板块，以中国-东盟博览会、中国-亚欧博览会、中国-东北亚博览会等为代表的周边板块，以及其他松散分布的热点城市。由于周边板块的博览会具有特殊的政治、经济及社会功能，将按照国家的战略部署保持稳定的发展态势，但是其他地区展览业的发展将因政策、场馆、市场等多方面的因素而不断调整，区域不平衡格局将进一步加剧。



第二章 2016 年中国境内展览市场概况

前言

本报告共汇集全国 30 个省、自治区、直辖市的 108 个城市举办的展览会信息(报告主体部分所涵盖的范围不包括港澳台地区,所涉及的省份、自治区、直辖市如表 1 所示,“国内地区篇”中,收录了香港、澳门的展会情况,本报告暂未涉及台湾地区的情况),数据来源于国内公开媒体信息(网络及纸媒)自主采集。数据采集截止日期为 2016 年 12 月 31 日。部分组展单位为了便于招展,将一个展览会分别冠以多个名称用于宣传,为了更准确全面地反映全国展览会数量规模,本报告在对展览会数量进行统计时,对同一组展单位同一时间同一地点举办的多个近似行业展览会执行合并统计。

本报告展览会信息较全面地反映了全国主要展览城市举办的经贸类展览会、人才招聘会、展销会和在专业展览场地举办的其他类型展览会的展览会信息以及相关展览馆信息和组展单位信息,反映了各地区展览市场发展概况,但未能完全涵盖全国所有地区各种类型的展览会信息。下文中“全国”仅指代上述 30 个省、自治区、直辖市的 108 个城市,文中各项统计数字仅限于本报告所汇集的展览会信息。

表 1: 本报告涉及省、自治区、直辖市列表

安徽	贵州	湖南	宁夏	四川
北京	海南	吉林	青海	天津
福建	河北	江苏	山东	新疆
广东	黑龙江	辽宁	陕西	浙江
广西	湖北	内蒙古	上海	重庆
甘肃	河南	江西	山西	云南

表 2: 本报告涉及城市列表

安平	重庆	广州	呼和浩特	昆山	南昌	任丘	苏州	乌鲁木齐	义乌
蚌埠	赤峰	贵池	惠州	莱芜	南京	日照	绥芬河	无锡	银川
包头	慈溪	贵阳	济南	莱州	南宁	三门峡	台州	芜湖	永康
北京	大连	桂林	佳木斯	兰州	宁波	汕头	太原	武汉	余姚
亳州	东莞	哈尔滨	嘉兴	廊坊	宁德	上海	泰安	西安	漳州
沧州	东光	海口	锦州	连云港	宁海	绍兴	泰州	西宁	郑州
长春	东营	海宁	景德镇	临沂	盘锦	深圳	唐山	厦门	中山
长沙	鄂尔多斯	邯郸	酒泉	柳州	齐齐哈尔	沈阳	天津	徐州	珠海
常州	法库	杭州	喀什	洛阳	青岛	石家庄	威海	烟台	淄博
郴州	福州	合肥	克拉玛依	绵阳	曲阜	寿光	潍坊	盐城	
成都	阜阳	菏泽	昆明	牡丹江	泉州	顺德	温州	扬州	

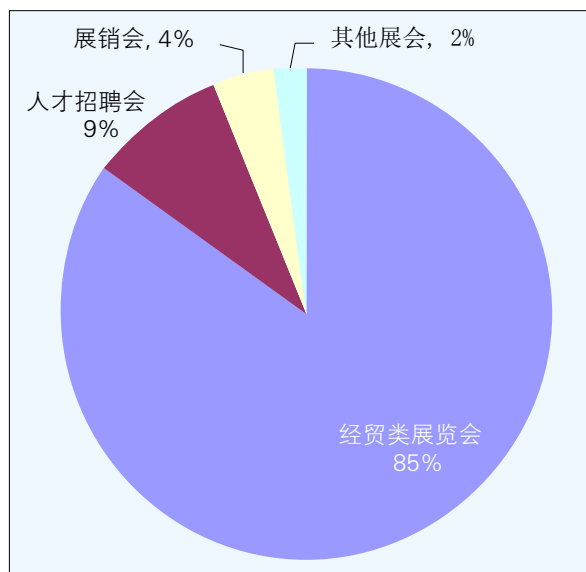


图 1：2016 年全国展览会类型分布

据统计，2016 年全国共举办 3054 个展览会，其中有 2835 个展览会采集到展览会面积信息，汇总展览会总面积 8445 万平方米，估算全国展览会总面积约 9100 万平方米。在 3054 个展览会中已知展会属性的共 3024 个，其中经贸类展览会共计 2590 个，占已知属性展览会的比例约为 85%；人才招聘会共计 274 个，占已知属性展览会的比例约为 9%；展销会共计 106 个，占已知属性展览会的比例约为 4%；此外还有 54 个其他类型展览会包括各种画展、庆典、活动等，占已知属性展览会的比例约为 2%。

由于经贸类展览会是各地区会展经济的主要组成部分，也是对拉动地方经济贡献最大的展览会类型，为更为准确地反映各地展览会市场发展概况，下文仅对经贸类展览会信息进行归类统计分析，下文中“展览会”仅指经贸类展览会。

“展览会”仅指经贸类展览会。

据统计，2016 年全国共举办 2590 个经贸类展览会，比 2015 年减少 22 个，展览会数量自 2012 年以来首次出现下降；其中 2529 个展览会采集到面积信息，汇总展览会面积约 8011 万平方米，估算全国经贸类展览会总面积约 8200 万平方米，比 2015 年增加约 4%。展览会数量回落，面积增加，意味着展会规模继续呈现不断扩张的趋势。可以看出，经历了 2015 年的逆势上涨后，2016 年中国展览市场再次进入深度调整阶段。

第一节 展览会地区分布

从地区分布上来看，华东地区处于领先地位，优势明显。2016 年，华东地区共计举办 1007 个展览会，华北地区共计举办 459 个展览会，华南地区 2016 年共计举办 382 个展览会。2016 年，华东地区办展数量占总量的 39%，其次是华北地区和华南地区，办展数量分别占总量的 18% 和 15%。华中地区、西南地区、东北地区和华北地区办展较少，西北地区办展数量最少，仅占全国展会总量的 4%。

展会数量的地区分布态势与 2015 年一致，华北地区、东北地区、西南地区展览会数量所占比重略有上升；华东地区、华南地区、西北地区展览会数量所占比重保持不变；华中地区展览会数量所占比重有所下降。

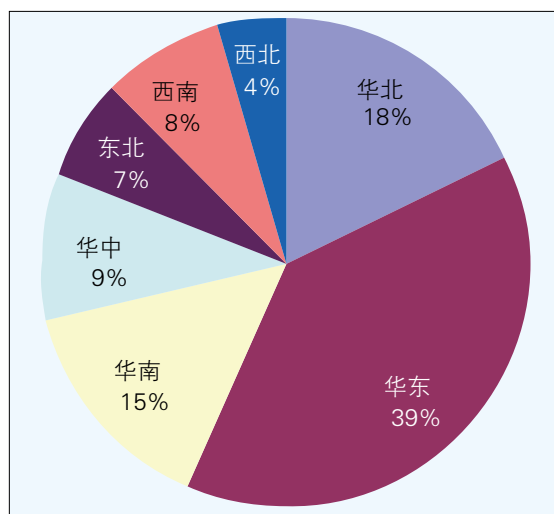


图 2：2016 年展览会数量地区分布

从展览会面积上来看,2016年,华东地区展览会面积最大,共计约3261万平方米,较上年增加419万平方米,增长率为14.7%;华南地区展览会总面积约1575万平方米,华北地区展览会总面积约1070万平方米,与上年基本持平。

2016年,华东地区展览会总面积约占已知全国展览会总面积的41%,较上年增长4个百分点;华南地区展览会总面积约占已知全国展览会总面积的20%,较上年下降1个百分点;华北地区展览会总面积占已知全国展览会总面积的13%,较上年下降2个百分点;华中地区展览会总面积占已知全国展览会总面积的8%,较上年下降3个百分点。2016年,展会面积的增长点主要在华东地区,华东地区展会面积的增长是该地区展览会数量增加带来的必然结果。

从展会平均规模上来看,华东地区展览会的平均规模为3.2万平方米,华南地区展会平均规模为4.12万平方米,华北地区展览会平均规模为2.33万平方米。

综合各地区展览会数量和规模两个指标可以见得,从总量上来看,华东地区占据绝对优势,办展数量最多,展会总规模最大,但从展会平均规模来看,华南地区更胜一筹。此外,华北地区展会数量比华南地区多77个,但展会总面积比华南地区少505万平方米,可见华北地区的展览会平均规模远远小于华南地区。

1. 展览会省份分布

对各省、直辖市2016年办展情况的统计分析显示,2016年办展数量最多的省份(直辖市)分别是上海市、广东省和北京市。其中上海市共举办390个展览会,约占全国展览会总数量的15%;广东省共举办344个展览会,约占全国展览会总数量的13%;北京市共举办

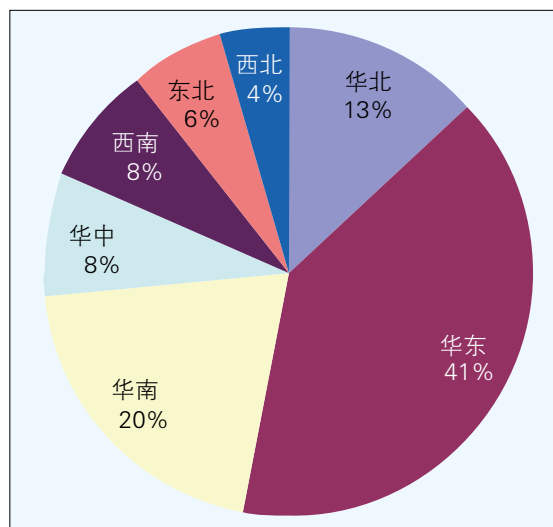


图3：2016年展览会面积地区分布

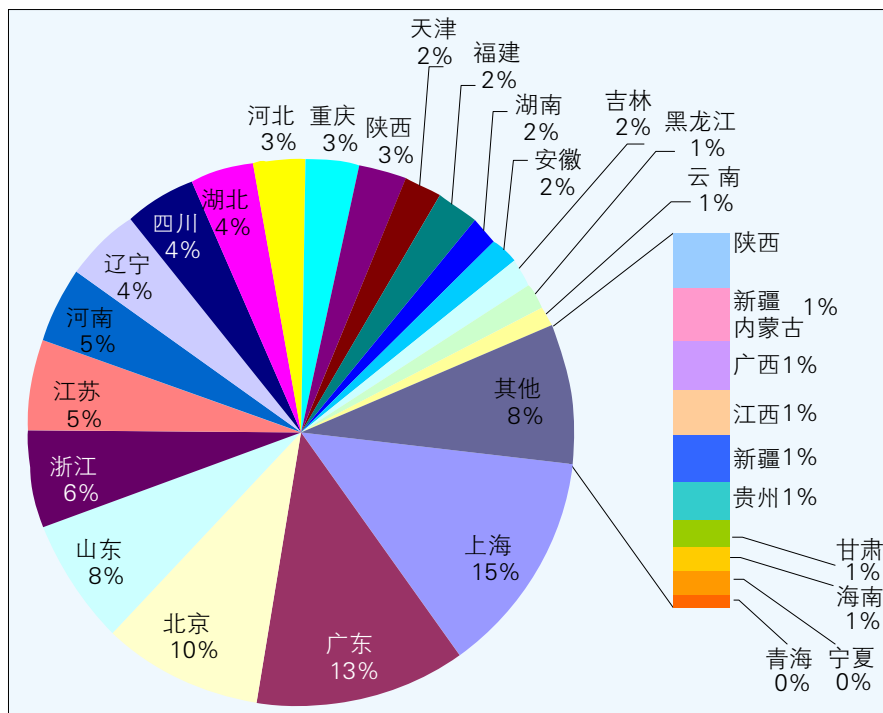


图4：2016年全国展览会数量省份分布

表 3: 2016 年举办 50 个以上展览会的省、直辖市列表

序号	省直辖市	展览会数量
1	上海	390
2	广东	344
3	北京	264
4	山东	215
5	浙江	150
6	江苏	143
7	河南	106
8	辽宁	96
9	四川	88
10	河北	83
11	湖北	82
12	重庆	65
13	陕西	63
14	福建	56
15	天津	50

264 个展览会，约占全国展览会总数量的 10%。

三大办展强省（直辖市）合计办展 998 个，占全国展览会总量的 38%，虽然较上年下降 1 个百分点，但是展览会在北、上、广（广东省）的集聚态势依然明显。

据统计，2016 年全国共有 7 个省、直辖市举办展览会总数量超过 100 个，分别是上海市、广东省、北京市、山东省、浙江省、江苏省和河南省，合计举办 1612 个展览会，约占全国展览会总数量的 62%；14 个省、直辖市举办展览会总数量在 30-100 个之间，合计举办 816 个展览会，约占全国展览会总数量的 31%；另有 9 个省举办展览会总数量在 30 个以下，合计举办 162 个展览会，约占全国展览会总数量的 7%。

上述省份（直辖市）中，上海市、山东省、浙江省、江苏省、四川省、重庆市办展数量较上年有所增加；广东省办展数量较上年减少 2 个，北京市办展数量较上年减少 16 个，河北省办展数量较上年减少 7 个，天津市办展数量较上年减少 18 个，京津冀地区展览业发展亟需明确方向，调整结构，注入新的发展动力。

从展览会总面积上看，排名前三位的是上海市、广东省和山东省。其中上海市反超广东省，从 2015 年展览会面积排名第二跃升为第一位，山东省取代北京市，首次跻身展览会总面积前三名，北京市排名下降到第四位。

上海市 2016 年展览会总面积为 1583 万平方米，约占全国展览会总面积的 20%；广东省 2016 年展览会总面积为 1545 万平方米，约占全国展览会总面积的 19%；山东省 2016 年展览会总面积为 630 万平方米，

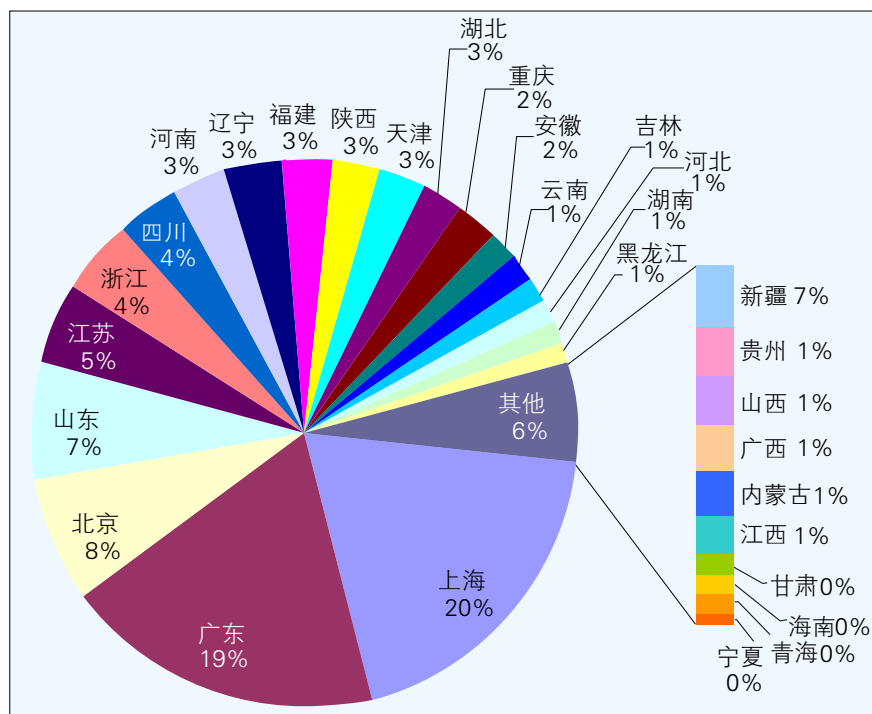


图 5: 2016 年全国展览会面积省份分布



约占全国展览会总面积的8%。

与上年的情况相同，全国范围内，仅有上海市和广东省展览会总面积突破1000万平方米大关，且上海市与广东省展览会总面积差异不大，稳居办展面积前两位；山东省虽然位列展览会总面积榜单第三位，但办展面积仅为上海市的39.8%、广东省的40.7%，与上海市、广东省相比仍存在较大差距。

江苏省和浙江省展览会总面积分别为402万平方米和361万平方米，自2015年首次跨越300万平方米大关后，再创新高。办展面积最大的六个省（直辖市）合计展览会总面积5106万平方米，约占全国展览会总面积的62%；14个省（直辖市）展览会总面积在100-300万平方米之间，合计展览会总面积2554万平方米，约占全国展览会面积总量的32%；10个省（直辖市）举办展览会总面积在100万平方米以下，合计展览会总面积452万平方米，约占全国展览会总面积的6%。有3个2015年办展规模不足100万平方米的省份，在2016年突破了100万平方米大关，展览市场发展滞后的省份正在加快发展步伐。

2016年，上海市展览会总面积增长185万平方米，是仅有的增幅达到100万平方米以上的直辖市。陕西省和重庆市2016年展览会总面积分别增加了83万平方米和57万平方米，也取得了较快的增长。广东省展览会总面积较上年增加11万平方米，北京市展览会总面积较2015年减少了168万平方米。

2. 展览会城市分布

从展览会数量上看，排名前五位的城市与上年保持一致，分别是上海市、北京市、广州市、深圳市和郑州市。

上海市2016年共举办390个展览会，较上年增加8个；北京市2016年共举办264个展览会，较上年减少16个；广州市2016年共举办201个展览会，较上年增加4个；深圳市和郑州市各举办展会97个，与上年相比，展览会数量分别下降3个和1个。

上海、北京、广州合计办展855个，占全国办展总量的33%，北上广仍然是中国最重要的展览城市，其中上海市优势尤为明显。广东省的344个展会中，87%（298个）在广州和深圳市举办，广州、深圳作为珠三角地区重点展览城市优势明显。

表4：2016年举办100万平方米以上展览会的省、直辖市列表

序号	省直辖市	展览会总面积（万平方米）
1	上海	1583
2	广东	1545
3	山东	630
4	北京	586
5	江苏	402
6	浙江	361
7	四川	290
8	河南	280
9	辽宁	263
10	福建	237
11	重庆	210
12	陕西	206
13	湖北	202
14	天津	188
15	云南	123
16	安徽	121
17	黑龙江	115
18	吉林	110
19	河北	105
20	湖南	104

从各城市展览会数量所占比重的角度来看，上海市展览会数量约占全国展览会总数的 15%，与上年持平；北京市展览会数量占全国展览会总数量的 10%，较上年下降 1 个百分点；广州市展览会数量占全国展览会总数量的 8%，与上年持平。

2016 年全国共有 14 个城市年举办展览会数量在 50 个以上，与 2015 年城市数目相同，合计展览会总数量为 1653 个，约占全国展览会总数量的 64%。总体而言，展览会城市格局较为稳定，但北京市、武汉市、济南市、天津市、南京市展览会数量较上年减少了 10 个以上，值得关注。

从展览会总面积上看，2016 年上海市展览会总面积约为 1583 万平方米，约占全国展览会总面积的 20%，居于全国首位；广州市展览会总面积约为 986 万平方米，约占全国展览会总面积的 12%，居于全国第二位；北京市展览会总面积约为 586 万平方米，约占全国展览会总面积的 7%，居于全国第三位。

上海市展览会的平均面积为 4.0 万平方米，广州市展览会的平均面积为 4.9 万平方米，北京市展览会的平均面积为 2.4 万平方米。受制于展览场馆规模限制，北京市承办大规模展览会的实力有限，中小规模品牌展成为主流。

2016 年全国共有 10 个城市举办展览会总面积超过 200 万平方米，比 2015 年增加了 1 个城市，约占全国展览会总面积的 62%。在展览会面积超过 200 万平方米的城市中，西安市、重庆市首次入榜，济南市则因展览会总面积较上年下降 20 万平

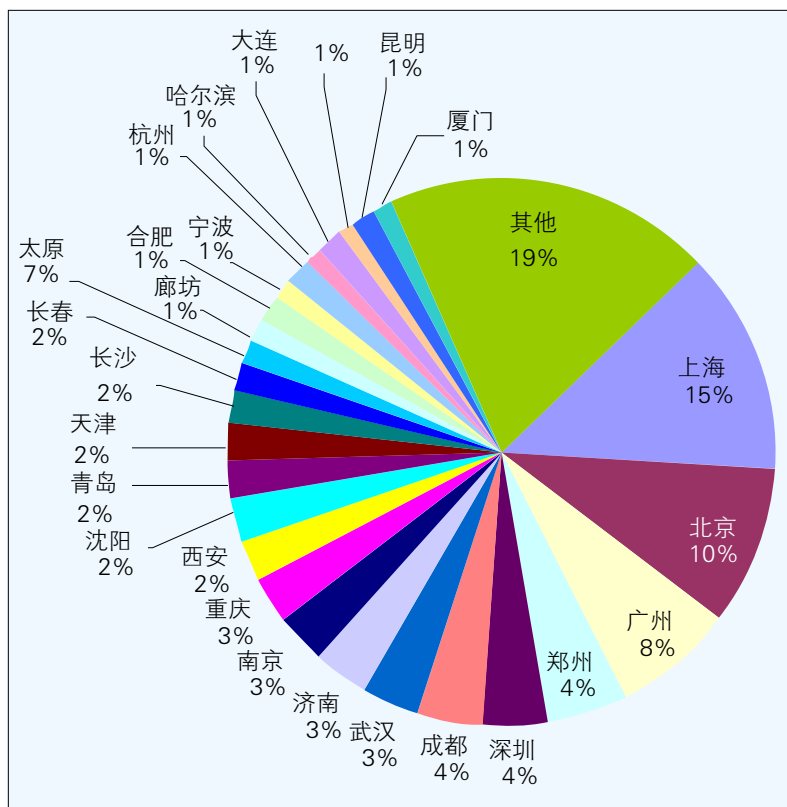


图 6：2016 年全国展览会数量城市分布

表 5：2016 年举办 50 个以上展览会的城市列表

序号	城市	展览会数量
1	上海	390
2	北京	264
3	广州	201
4	郑州	97
5	深圳	97
6	成都	85
7	武汉	84
8	济南	76
9	南京	67
10	重庆	65
11	西安	62
12	沈阳	58
13	青岛	55
14	天津	50

方米，办展 197 万平方米跌出榜单。2016 年共有 21 个城市年举办展览会总面积在 100 万平方米以上，比 2015 年增长了 4 个城市，合计展览会总面积约为 6405 万平方米，约占全国展览会总面积的 80%。

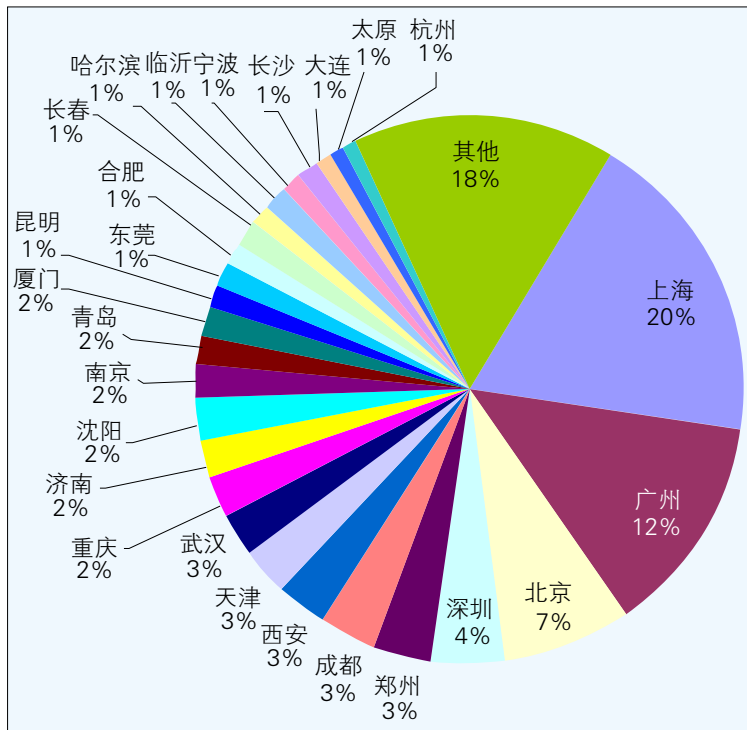


图 7：2016 年全国展览会面积城市分布

表 6：2016 年举办 100 万平方米以上展览会的城市列表

序号	城市	展览会面积 (万平方米)
1	上海	1583
2	广州	986
3	北京	586
4	深圳	352
5	成都	275
6	郑州	265
7	西安	214
8	天津	188
9	武汉	212
10	重庆	210
11	济南	197
12	沈阳	182
13	南京	169
14	青岛	139
15	厦门	121
16	昆明	116
17	东莞	116
18	临沂	116
19	合肥	111
20	长春	110
21	哈尔滨	101

第二节 展览会规模分布

展览会规模是评判展览会价值与地位的重要标准之一，其评价指标主要有展览会面积、展商数量、观众数量等，本报告采用展览会面积指标对 2016 年全国展览会规模进行测算。将展览会面积划分为 1 万平方米以下、1-3 万平方米、3-5 万平方米、5-10 万平方米以及 10 万平方米以上五大类。

2016 年，近七成展览会面积在 1-5 万平方米之间，其中 1-3 万平方米的小规模展会占据主流。面积在 1-3 万平方米的展览会共有 1310 个，约占已知面积展览会总数量的 52%；面积在 3-5 万平方米的展览会共有 482 个，约占已知面积展览会总数量的 19%。

对比 2015 年数据可以发现，展览会规模呈扩容趋势。2016 年 1 万平方米以下的展览会数量比 2015 年减少 364 个，所占比重下降 14 个百分点；其他各种规模的展览会数量均呈现增长态势，其中面积在 3-5 万平方米的展览会增加了 180 个，所占比重增加 7 个百分点，是所有规模展览会中增量最多的。

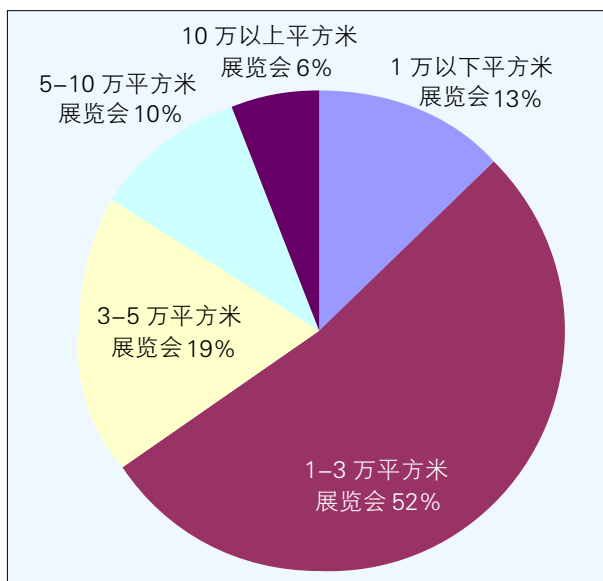


图 8: 2016 年全国展览会规模分布 (数量角度)

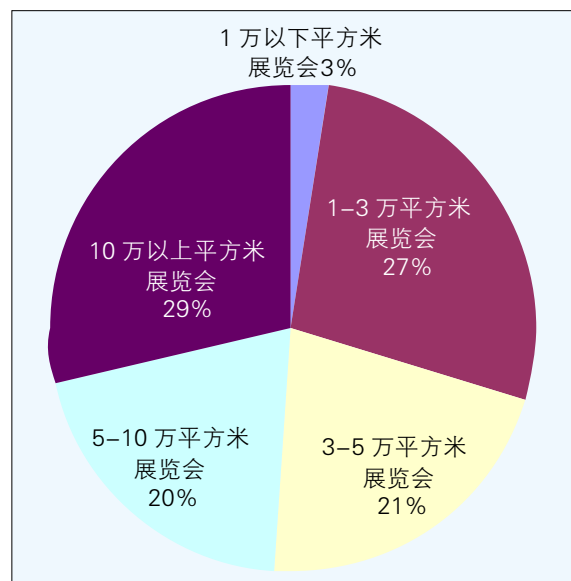


图 9: 2016 年全国展览会规模分布 (面积角度)

从不同规模展览会总面积角度来看, 1 万平方米以下展览会总面积占比较少为 3%; 其他四类规模的展览会总面积占比差别不大: 1-3 万平方米展览会总面积约为 2160 万平方米, 约占已知面积展览会总面积的 27%; 3-5 万平方米展览会总面积为 1682 万平方米, 约占已知面积展览会总面积的 21%; 5-10 万平方米展览会总面积为 1627 万平方米, 约占已知展览会总面积的 20%; 10 万平方米以上展览会总面积约为 2341 万平方米, 约占已知面积展览会总面积的 29%。

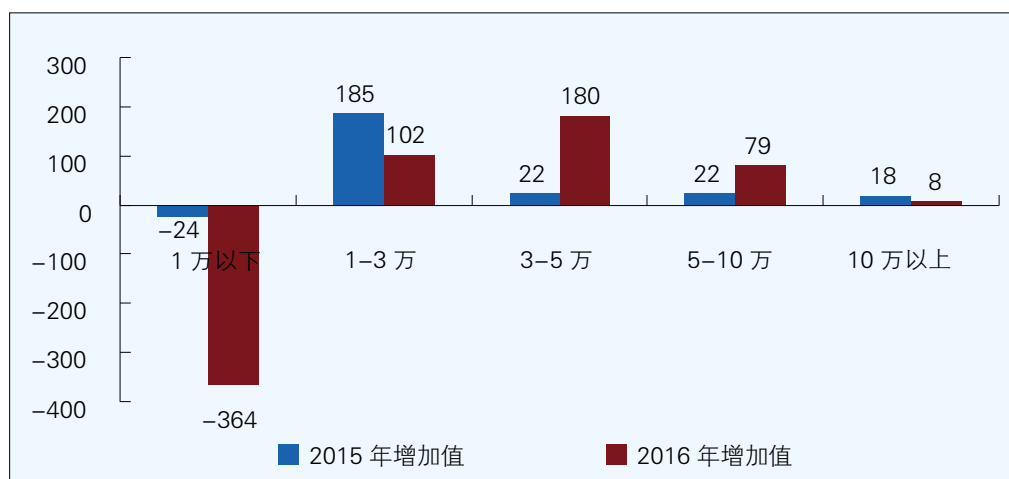


图 10: 2014-2016 年全国各规模展览会数量变化

以展览会平均面积为统计指标, 对全国各地展览会的平均规模进行测算。本报告仅统计规模以上展览城市 (年举办 20 个以上展览会的城市) 的展览会信息。

2016年规模以上展览城市共有32个，共举办经贸类展览会2262个，比上年减少了20个，合计展览会总面积约7119万平方米，较去年增加了322万平方米，展览会平均规模（展览会平均面积）约为31471平方米，比2015年增加了1686平方米，增长率约为5.7%。2016年规模以上展览城市展览会数量虽有下降，但是其平均面积呈现上升态势，自2012年以来，规模以上展览城市展览会平均面积连续五年增长，展会平均规模显著提升。

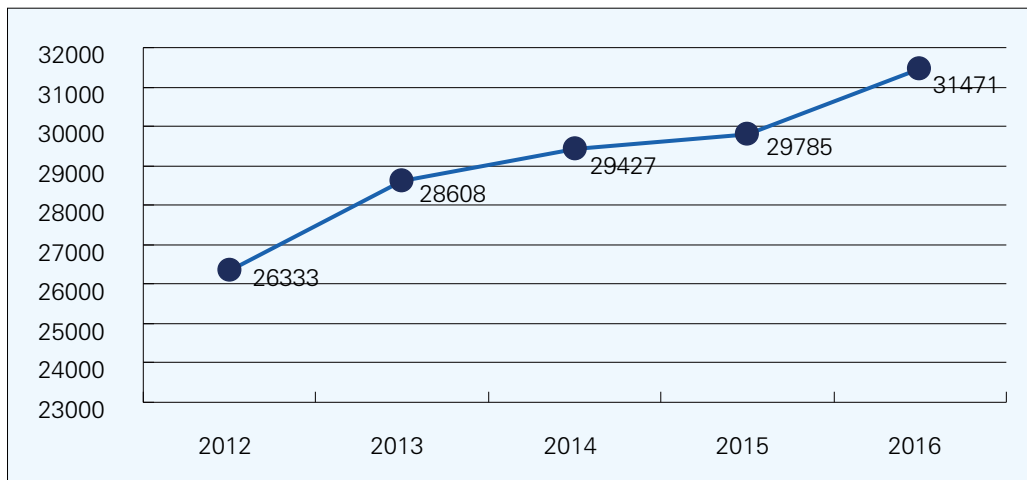


图 11: 2012-2016 年规模以上展览城市展览会平均规模

规模以上展览城市中，广州、天津和上海3个城市展览会平均面积在4万平方米以上；乌鲁木齐、深圳、西安、昆明、厦门、临沂、成都、重庆、沈阳、苏州10个城市展览会平均面积在3-4万平方米之间；合肥、哈尔滨、贵阳、长春、郑州、济南、宁波、武汉、青岛和南京10个城市展览会平均面积在2.5-3万平方米之间。

对比2015年数据可以发现，2016年规模以上城市较去年减少1个，即东莞市。从展览会平均规模的对比中可以看出，平均面积在2.5万平方米以上的城市也发生了变化，2016年北京市未能延续去年的2.5万平方米以上的平均规模，但是办展平均规模突破2.5万平方米的城市列表中新增了5个城市，即乌鲁木齐、哈尔滨、沈阳、宁波和郑州。与2015年相比，规模以上展览城市办展平均规模发生了一定的变化：广州、厦门、深圳展览会平均规模下降明显；上海、天津展

表 7: 2016 年展览会平均规模 2.5 万平方米以上的城市列表

序号	城市	展览会平均面积 (平方米)
1	广州	49048
2	天津	42480
3	上海	40296
4	乌鲁木齐	37160
5	深圳	36237
6	西安	34442
7	昆明	33984
8	厦门	33722
9	临沂	33670
10	成都	32322
11	重庆	32114
12	沈阳	31343
13	苏州	30014
14	合肥	29322
15	哈尔滨	28960
16	贵阳	27764

览会平均规模显著提高。上海市展览会数量、展览会总面积、展览会平均规模三个指标同步提升，说明新增大规模展会向上海市集中；天津市展览会数量下降但展览会平均规模上升，说明其展览会市场发展侧重于吸引大规模展会，适度筛选、战略性放弃低质展览会。

17	长春	27486
18	郑州	27279
19	济南	25974
20	宁波	25476
21	武汉	25231
22	青岛	25216
23	南京	25149

第三节 展览会行业分布

展览会从行业角度可分为重工业、轻工业、农业、服务业和专项展览等五大类。从各行业展览会数量上来看，轻工业展览会 > 服务业展览会 > 重工业展览会 > 农业展览会 > 专项展览会；在各行业展览会的总面积方面，轻工业展览会 > 重工业展览会 > 服务业展览会 > 专项展览会 > 农业展览会，与 2015 年的展会行业结构保持一致。

2016 年全国共举办 2590 场经贸类展会，其中已知行业分类的展会有 2578 场，当中轻工业展览会 1104 个，约占已知行业分类展览会总数的 42.8%；轻工业展览会总面积约 3419 万平方米，约占已知行业分类展览会总面积的 41.9%，无论从数量上看还是从面积上看都是占比最大的展览会行业分类；展会数量位列第二的是服务业展览会，2016 年全国共举办 612 个服务业展览会，占已知行业分类展览会总数的 23.7%，其展览会总面积为 1429 万平方米，占已知行业分类展览会总面积的 17.6%；2016 年，全国共举办重工业展览会 604 个，占已知行业分类展览会总数的 23.4%，其展览会总面积约为 2344 万平方米，约占已知行业分类展览会总面积的 28.8%。农业和专项展览业的展会数量分别是 160 个和 98 个，分别占已知行业分类展览会总数的 6.3% 和 3.8%，其中农业展览会总面积约为 402 万平方米，占已知行业分类展览会总面积的 4.9%；专项展览会总面积约为 557 万平方米，约已知行业分类展览会总面积的 6.8%。

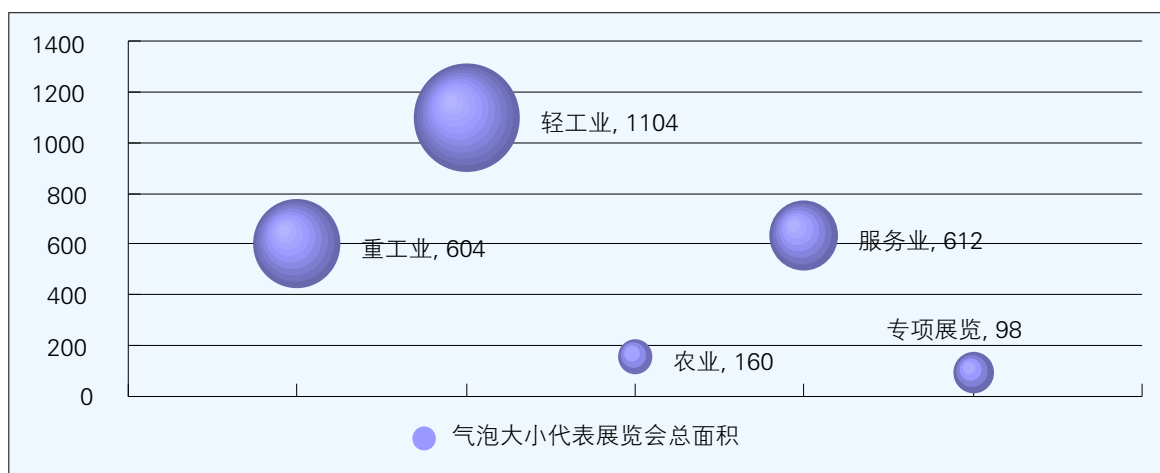


图 12：2016 年展览会行业分布

图 12 反映了各行业展览会数量差别，气泡大小则代表了展览会面积规模。可以看出，重工业展览会与服务业展览会数量虽然相近，但是重工业展览会面积规模大于服务业展览会。同样，专项展览会数量与农业展览会数量相近，但是专项展览会面积规模大于农业展览会。

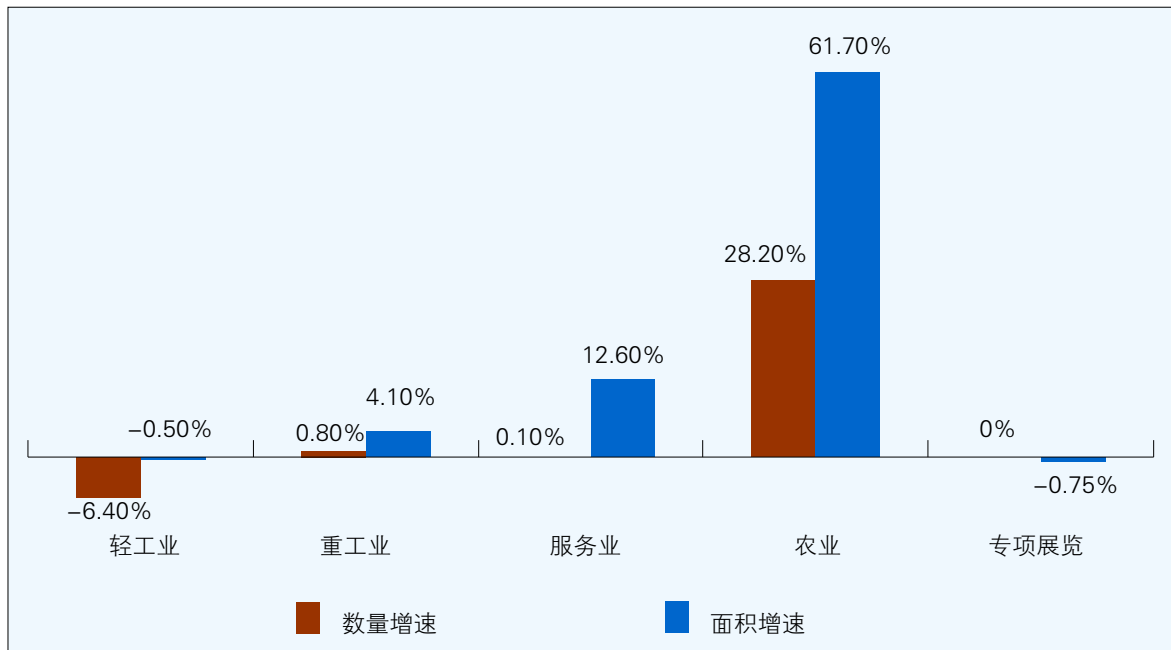


图 13: 2015-2016 年展览会行业布局

2016 年轻工业展览会总数量比 2015 年减少了 69 个，展览会总面积比 2015 年减少约 16 万平方米；服务业展览会总数量虽比 2015 年减少了 15 个，但其总面积却较 2015 年增加了 143 万平方米；重工业展览会数量比 2015 年增加了 8 个，展览会总面积比 2015 年增加了 151 万平方米；专项展览总数量较 2015 年增加 1 个，面积比 2015 年增加了 28 万平方米；农业展览会数量较 2015 年增加了 36 个，面积增加了 175 万平方米，农业展览会在经历了 2015 年的面积减少后再次延续了 2012 年以来每年增加约 100 万平方米的增长势头。

轻工业展览会可细分为 28 个细分行业。在轻工业展会中，数量最多的是食品饮料烟酒类展览会，其次是眼镜珠宝钟表类展览会，建筑材料类展览会、家具木工机械类展览会和消费品类展览会数量分列

表 8: 2016 年 10 大轻工业细分行业展览会数量

序号	细分行业	展览会数量
1	食品饮料烟酒	228
2	眼镜珠宝钟表	99
3	建筑材料	76
4	家具木工机械	63
5	消费品	56
6	包装纸张印刷	54
7	礼品家庭用品	50
8	美容美发	46
9	广告摄影器材	44
10	玩具妇幼用品	43

第三、四、五位。

2016 年全国共举办 228 个食品饮料烟酒类展览会，与 2015 年相比减少了 30 个；举办 99 个眼镜珠宝钟表类展览会，比 2015 年减少了 9 个；举办建筑材料类展览会 76 个，比 2015 年减少了 3 个；举办家具木工机械类展览会 63 个，比 2015 年减少了 6 个。2016 年消费品类、包装纸张印刷类和礼品家庭用品类展览会都较 2015 年有所增加，分别增加了 6 个、4 个和 3 个，其排名也较 2015 年上升了三位。美容美发类展览会和广告摄影器材类展览会首次列入十大轻工业细分行业的排名，以 44 个和 46 个的展会数量分别位列第八位和第九位。

从面积上来看，食品饮料烟酒类展览会面积最大，为 565 万平方米，食品饮料烟酒类连续三年成为轻工业展览会细分行业中展览会总面积最大的行业类别。家具木工机械类展览会紧随其后，总面积排名第二，为 452 万平方米；建筑材料类展览会以 325 万平方米的总面积排名轻工业细分行业展览会总面积第三位。

与 2015 年相比，食品饮料烟酒类展览会总面积减少 12 万平方米；家具木工机械类展览会总面积增加 44 万平方米，该类展会总面积自 2014 年的短暂下降后明显回升，增幅达到 11%；建筑材料类展览会总面积增加了 5 万平方米，增长率为 2%。

重工业展览会可细分为 16 个细分行业。2016 年，重工业展览会中，数量最多的是汽车产业展览会，数量为 193 个；排名第二的是电子与自动化类展览会，数量为 77 个；工业设备维修类展会数量为 49 个，排名第三位。

与 2015 年相比，汽车产业展览会增加 17 个，改变了自 2013 年以来该产业展览会数量持续下降的趋势；电子与自动化展览会减少了 9 个，增长率为 -10.5%；工业设备维修展览会减少了 5 个，增长率为 -9.3%。

表 9：2016 年 10 大轻工业细分行业展览会面积

序号	细分行业	展览会面积 (平方米)
1	食品饮料烟酒	5654647
2	家具木工机械	4518804
3	建筑材料	3252525
4	纺织工业	1731732
5	礼品家庭用品	1623580
6	眼镜珠宝钟表	1548629
7	美容美发	1416870
8	包装纸张印刷	1350948
9	玩具妇幼用品	1319000
10	广告摄影器材	1266729

表 10：2016 年 10 大重工业细分行业展览会数量

序号	细分行业	展览会数量
1	汽车产业	193
2	电子与自动化	77
3	工业设备维修	49
4	建筑工程机械	45
5	电气电力能源	43
6	机床模具	40
7	化工石化产品	31
8	IT 及通讯	29
9	铸造冶金焊接	23
10	石材采矿设备	21

表 11：2016 年 10 大重工业细分行业展览会面积

序号	细分行业	展览会面积 (平方米)
1	汽车产业	11127294
2	电子与自动化	2309845
3	工业设备维修	1615204
4	机床模具	1579070
5	建筑工程机械	1463760
6	电气电力能源	1161650
7	石材采矿设备	815300
8	铸造冶金焊接	814900
9	化工石化产品	792670
10	IT 及通讯	701971

从面积上看,2016年全国汽车产业展览会总面积约为1113万平方米,比2015年增加了110万平方米,成为自2012年以来稳居重工业展览会细分行业中展览会总面积最大的行业类别。2016年全国电子与自动化展览会总面积约为231万平方米,比2015年减少了12万平方米,在经历了2013年以来持续两年增长后,首次出现下降趋势,但其排名仍居第二位。2016年全国工业设备维修展览会总面积约162万平方米,比2015年减少了5万平方米。机床模具类展览会、建筑工程机械类展览会、化工石化产品展览会和IT及通讯类展览会面积均较2015年有所增加。

服务业展览会可细分为15个细分行业。从数量上看,服务业细分行业中展览会数量最多的是休闲时尚艺术类展会(175个)和医药医疗保健类展会(127个)。十大服务业细分展会数量如表12所示。

2016年全国共举办175个休闲时尚艺术展览会,虽然比2015年减少30个,但仍是服务业展览会细分行业中展览会数量最多的行业类别。其次是医药医疗保健类,2016年全国共举办127个医药医疗保健类展览会,比2015年减少了18个,居行业类别中的第二位。2016年全国共举办58个金融保险房产展览会,与2015年此类展会数量持平,暂缓了自2013年以来该类展会数量逐年下降的趋势,仍居行业类别中的第三位。

从面积上看,2016年全国休闲时尚艺术展览会总面积约为388万平方米,比2015年增加了8万平方米,仍然是2012年以来服务业展览会细分行业中展览会总面积最大的行业类别。2016年全国医药医疗保健展览会总面积约为317万平方米,比2015年增加2万平方米,延续了2012年以来的增长趋势,总面积位居第二位。2016年服务业展会面积排名第三位的细分行业发生了变化,由2015年的金融保险房地产业变为公共安全防伪类,公共安全防伪类展览会总面积约为127万平方米,由此可见,我国对公共安全防护的重视力度逐渐加强,企业质量保障和产品保障的意识也不断强化,在这一过程中,展览会发挥着重要的平台作用。

从2015年和2016年10大服务业细分行业的展览会数量对比中可以发现,2016年服务业的其他行业类别的展览数量增加,服务业中各细分行业展览会发展程度愈发均衡。从2015年和2016年10大服务业细分行业展览会数量和面积的对比中可以发现,2016年部分行业的展会数量虽有减少,但其面积却有所增加,在这些行业中,大规模展会正逐渐成为主流。

表 12: 2016 年 10 大服务业细分行业展览会数量

序号	细分行业	展览会数量
1	休闲时尚艺术	175
2	医药医疗保健	127
3	金融保险房产	58
4	公共安全防伪	49
5	环境保护	37
6	特许经营	35
7	教育培训招聘	31
8	运输交通物流	28
9	酒店设备	20
10	公共服务业	17

表 13: 2016 年 10 大服务业细分行业展览会面积

序号	细分行业	展览会面积 (平方米)
1	休闲时尚艺术	3877297
2	医药医疗保健	3166770
3	公共安全防伪	1269392
4	金融保险房产	1115998
5	酒店设备	880637
6	环境保护	852603
7	运输交通物流	794025
8	教育培训招聘	587539
9	特许经营	554391
10	公共服务业	365457

第四节 组展单位概况

据统计，2016 年全国共举办 2590 个经贸类展览会，其中有 2583 个展览会采集到组展单位信息。下文中“组展单位市场”仅指代上述 2583 个经贸类展览会的组展单位情况，特此说明。

1. 组展单位类型

2016 年，中国境内展览会的组展单位可以分为企业、行业协会和政府部门及相关机构三大类别，绝大多数展会是政府部门、行业协会和组展企业或者行业协会、组展企业共同举办。

2016 年，各类展会的办展主体仍然以展览企业为主，行业协会为辅，展览会组展单位共涉及企业 1447 家，较 2015 年增加了 121 家，增长率为 9%；其中内资企业 1406 家，占企业总量的 97%，港澳台企业 23 家，外资企业 18 家，合计占企业总量的 3%。展览会组展单位中，共有各类行业协会合计 863 家，其中国内行业协会 856 家，港澳台行业协会 7 家；政府机构 151 个，比 2015 年增加了 9 个。

2. 重点组展企业

2016 年，有 10 家国内组展单位办展数量超过 10 个，其中仅有 1 家国内组展单位办展数量超过 15 个。从重点组展企业办展数量上来看，深圳市华巨臣实业有限公司共举办 18 个展览会，名列第一位；上海企顺展览服务有限公司共举办 13 个展览会，名列第二位；上海博华国际展览有限公司举办 12 个展览会，名列第三位。

从办展面积角度来看，中国对外贸易中心办展总面积达到约 181 万平方米，排名第一；中国对外贸易广州展览总公司办展总面积约 151 万平方米，列第二位；上海博华国际展览有限公司办展总面积约 113 万平方米，列第三位。

表 14：2016 年主要国内企业型组展单位一览表

序号	公司 / 集团	展览数量	展览面积 (平方米)
1	深圳市华巨臣实业有限公司	18	432000
2	上海企顺展览服务有限公司	13	132100
3	上海博华国际展览有限公司	12	1127000
4	中国对外贸易广州展览总公司	11	1511980
5	广州华亚展览服务有限公司	11	308000
6	振威展览集团北京振威展览有限公司	11	289370
7	上海高登商业展览有限公司	11	162779
8	青岛海名国际会展有限公司	10	241350
9	长沙仁创会展服务有限公司	10	187520
10	长春维达展览服务有限公司	10	165522

表 14 为 2016 年举办 10 个以上展览会且办展面积 10 万平方米以上的国内企业。

在外资组展单位中，2016 年办展数量最多的是励展博览集团，办展 15 个；其次是 VNU 亚洲展览集团上海万耀企龙展览有限公司，办展 10 个；杜塞尔多夫展览（上海）有限公司办展 9 个，列第三位。

从办展面积角度看，励展博览集团办展总面积达到 108 万平方米，排名第一；法兰克福展览（香港）有限公司办展总面积达到约 75 万平方米，名列第二位；中贸慕尼黑展览（上海）有限公司办展总面积达到约 58 万平方米，名列第三位。

表 15：2016 年主要外资企业型组展单位一览表

序号	公司 / 集团	展览数量	展览面积 (平方米)
1	励展博览集团	15	1008000
2	VNU 亚洲展览集团 上海万耀企龙展览有限公司	10	367500
3	杜塞尔多夫展览（上海）有限公司	9	397700
4	汉诺威米兰展览（上海）有限公司	8	508000
5	法兰克福展览（香港）有限公司	6	753500
6	中贸慕尼黑展览（上海）有限公司	5	578000
7	法兰克福展览（上海）有限公司	5	165100
8	亚洲博闻有限公司	4	239238
9	慕尼黑展览（上海）有限公司	3	118500

3、组展单位规模分布

组展单位的规模可分别从其举办展览会总数量、举办展览会总面积表现出来。

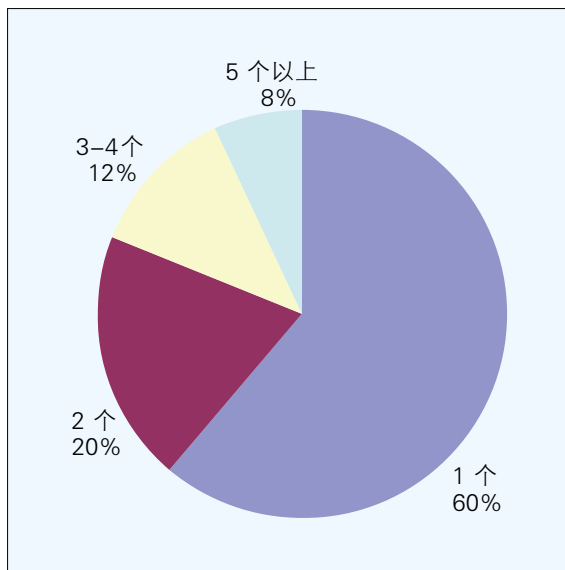


图 14：2016 年全国组展单位办展数量分布

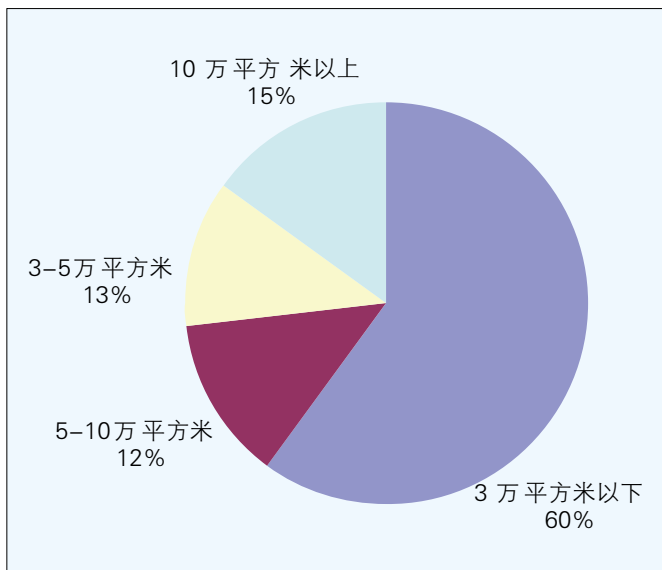


图 15：2016 年全国组展单位办展面积分布

从展览会数量上看，各组展单位平均办展个数增加，办展实力有所增强。2016 年全国共有 877 个组展单位只举办 1 个展览会，约占全国组展单位总数量的 60%，与 2015 年相比，约减少 11%；282 个组展单位举办 2 个展览会，约占全国组展单位总数量的 20%，与 2015 年相比，增幅约为 5%；176 个组展单位举办 3-4 个展览会，约占全国组展单位总数量的 12%，与 2015 年相比，增幅约为 4%；104 个组展单位举办 5 个以上展览会，约占全国组展单位总数量的 8%，与 2015 年相比，增幅约为 4%。

从展览会总面积上看，多数组展单位办展水平不高，2016 年全国组展单位市场共有 876 个组展单位办展总面积在 3 万平方米以下，约占全国组展单位办展面积的 60%；186 个组展单位办展总面积在 3-5 万平方米之间，约占全国组展单位办展面积的 13%；169 个组展单位办展总面积在 5-10 万平方米之间，约占全国组展单位办展面积的 12%；216 个组展单位办展总面积在 10 万平方米以上，约占全国组展单位办展面积的 15%。

第三章 2016年中国境内展览馆市场概况

据不完全统计，2016年全国共举办2590个经贸类展览会，涉及展览场所189个。参照国际博览会联盟(UFI)对展览馆市场统计的标准，我们从中筛选出展览馆室内可租用面积大于等于5000平方米，且每年举办2个以上经贸类展览会的展览馆，对其进行统计和分析。

据此，本报告所定义的中国展览馆市场包含156个展览馆，比2015年增加20个，室内可租用总面积约823万平方米，较2015年增加176万平方米，新增场馆平均规模较大，2014-2016年全国展览馆数量面积变化如图1所示。

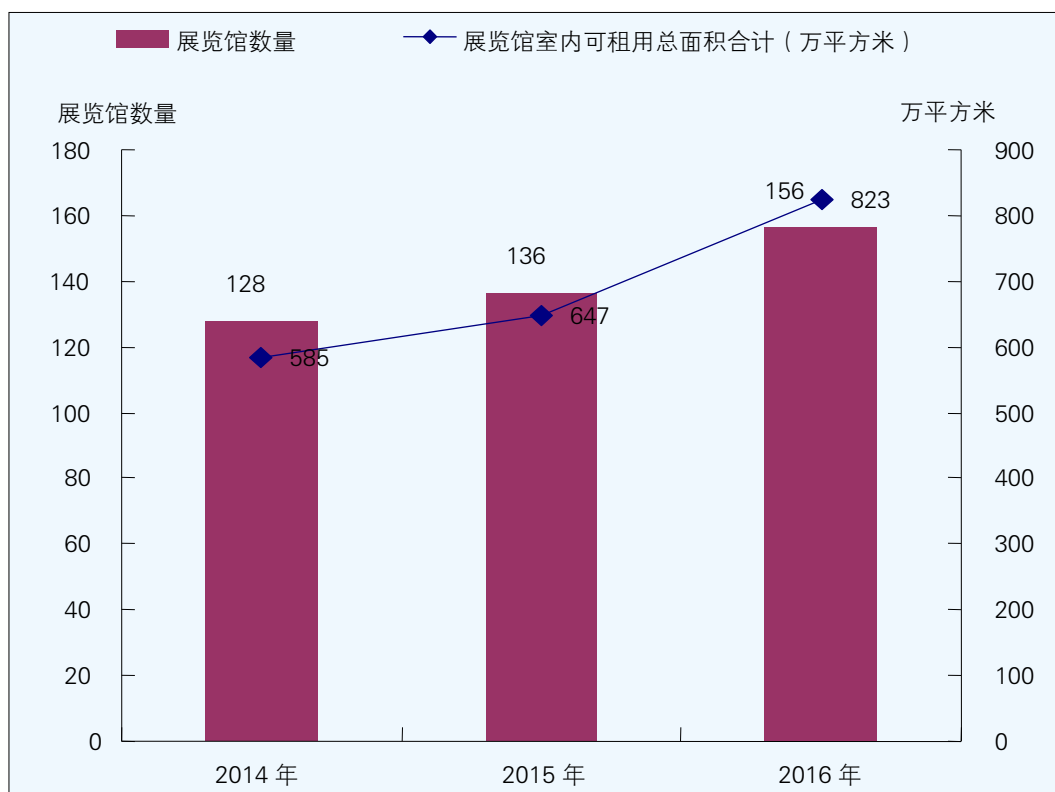


图1：2014-2016年全国展览馆数量面积变化

第一节 展览馆省份分布

从数量上看,山东省展览馆数量最多,合计27个,约占全国展览馆总量的14%,广东省拥有展览馆20个,约占全国展览馆总数量的11%,列第二位;浙江省有18个展览馆,约占全国展览馆总数量的10%,列第三位;江苏省、上海市和北京市分列展览馆数量第四至第六位。值得注意的是,2016年山东省展览馆数量较上年增加14个,从上年的全国第三位越居全国展览馆数量最多的省份,改写了珠三角、长三角展览馆数量、规模的绝对优势格局。浙江省展览馆数量较上年增加5个,广东省展览馆数量较上年增加6个。

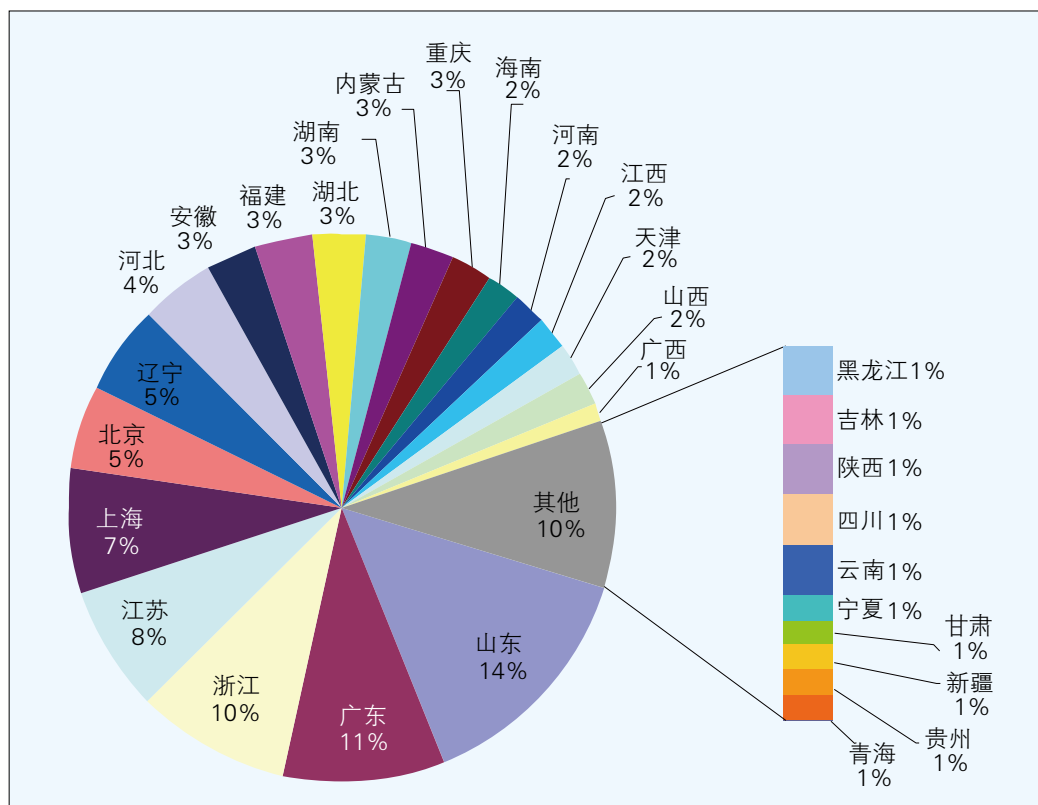


图 2：2016 年全国展览馆数量省份比例

从全国展览馆数量省份分布看,如图 3 所示,山东、浙江、广东、江苏、上海、北京、河北 7 地展览馆数量在 10 个以上,合计展览馆数量 112 个,约占全国展览馆总数量的 59%; 6 个省、直辖市展览馆数量在 5-9 个之间,合计展览馆数量 36 个,约占全国展览馆总数量的 19%; 9 个省、直辖市展览馆数量在 3-4 个之间,合计展览馆数量 28 个,约占全国展览馆总数量的 15%; 11 个省、直辖市拥有 2 个或 2 个以下展览馆,合计展览馆数量 13 个,约占全国展览馆总数量的 7%。

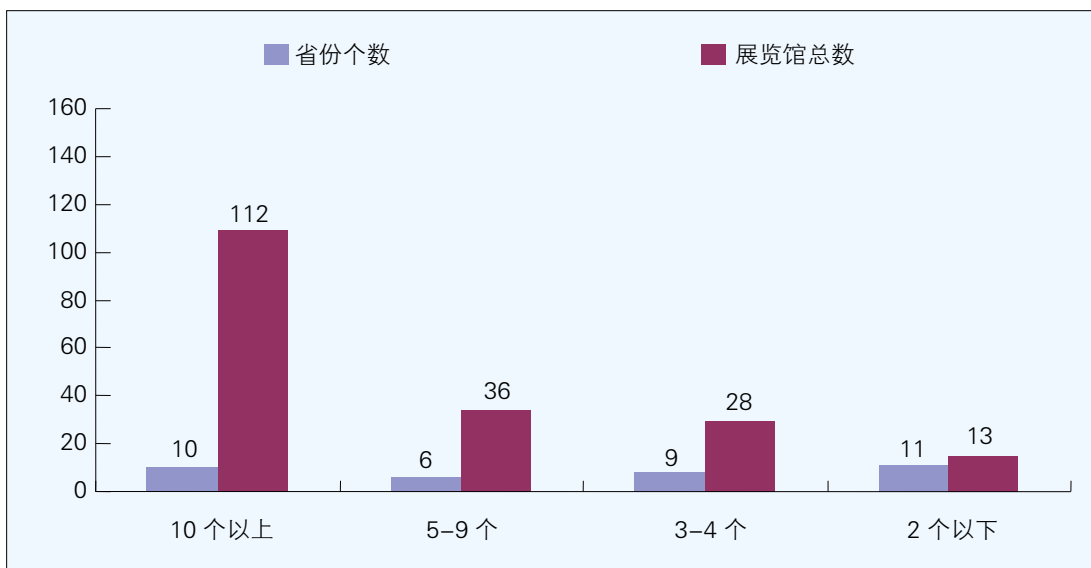


图 3: 2016 年全国展览馆数量省份分布

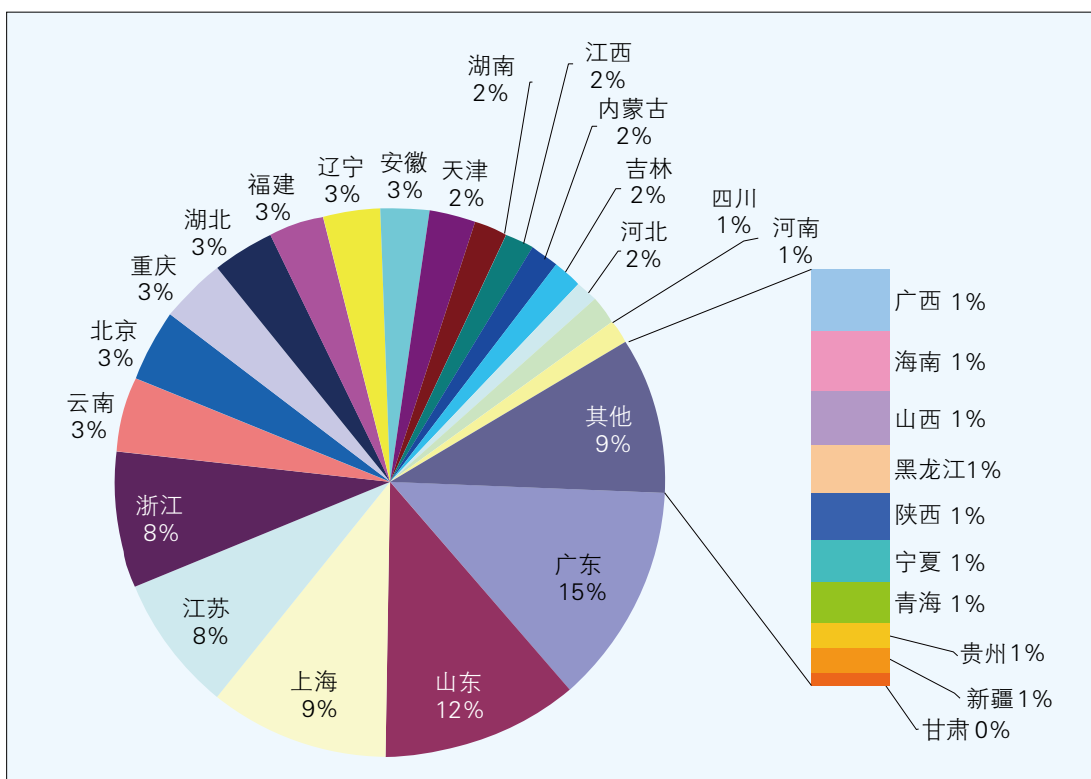


图 4: 2016 年全国展览馆面积省份比例

从展览馆室内可租用总面积看，如图 4 所示，广东省以 134 万平方米位居全国首位，比 2015 年增加约 33 万平方米，占全国展览馆室内可租用总面积的 15%；山东省以 106 万平方米列第二位，展馆面积较上年增加 59 万平方米，占全国展览馆室内可租用总面积的 12%；上海市以 86 万平方米列第三位，占全国

展览馆室内可租用总面积的 9%；江苏省和浙江省分别各以 73 万平方米并列第四，各占全国展览馆室内可租用总面积的 8%。

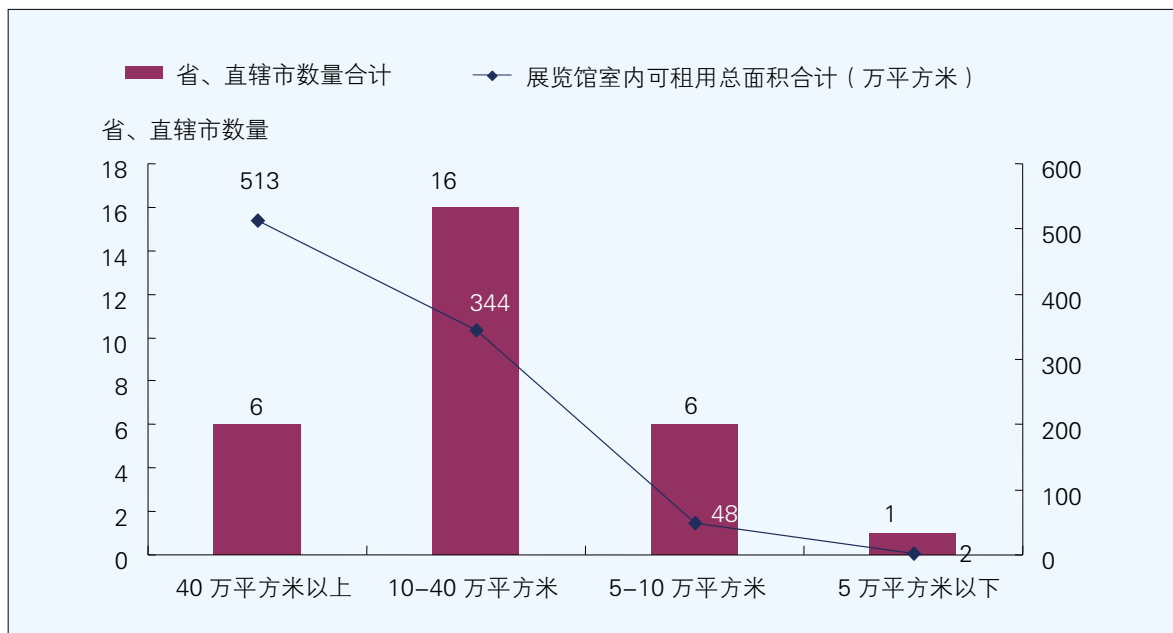


图 5：2016 年全国展览馆面积省份分布

综合来看，如图 5 所示，全国共有 6 个省、直辖市（广东、山东、上海、江苏、浙江、北京）展览馆室内可租用总面积在 40 万平方米以上，合计展览馆室内可租用总面积约 513 万平方米，约占全国展览馆室内可租用总面积的 56%；有 16 个省、直辖市展览馆室内可租用总面积在 10-40 万平方米之间，合计展览馆室内可租用总面积约 344 万平方米，约占全国展览馆室内可租用总面积的 38%；有 6 个省、直辖市展览馆室内可租用总面积在 5-10 万平方米之间，合计展览馆室内可租用总面积约 48 万平方米，约占全国展览馆室内可租用总面积的 5%；有 1 个省展览馆室内可租用总面积在 5 万平方米以下，合计展览馆室内可租用总面积约 2 万平方米，约占全国展览馆室内可租用总面积的 1%。2016 年展览馆室内可租用总面积 20 万平方米以上省、直辖市可参考表 1。

与上年相比，山东省场馆数量和室内可租用面积增幅最大，上海、江苏、浙江、北京、辽宁、安徽、天津的场馆数量和室内可租用面积也有所提升。

表 1：2016 年展览馆室内可租用总面积 20 万平方米以上省、直辖市一览

序号	省、直辖市	展览馆数量	室内可租用面积合计 (万平方米)
1	广东	20	136
2	山东	27	107
3	上海	11	86

4	江苏	16	73
5	浙江	18	73
6	北京	10	40
7	云南	2	36
8	重庆	5	34
9	福建	6	30
10	安徽	6	27
11	辽宁	9	27
12	湖北	3	25
13	天津	3	23

第二节 展览馆城市分布

从数量上看,如图6所示,全国共有6个城市拥有4个以上展览馆,其中上海市拥有11个展览馆,是展览馆数量最多的城市;北京市拥有10个展览馆,居于第二位;杭州市拥有有6个展览馆,居第三位。有3个城市拥有5个展览馆,分别是广州市、沈阳市和重庆市;有2个城市拥有4个展览馆,分别是长沙和潍坊。大连市、海口市、合肥市等13个城市拥有3个展览馆,长春市、常州市、东莞市等17个城市拥有2个展览馆,包头市、蚌埠市、沧州市等66个城市只有1个展览馆。

从面积上看,如图7所示,上海市展览馆室内可租用总面积约为86万平方米,占全国总量的9%,居于首位;广州市展览馆室内可租用总面积约为66万平方米,占全国总量的7%,居于次席;北京市展览馆室内可租用总面积约为40万平方米,约占全国总量的4%,居第三位。

如图8所示,全国共有9个城市展览馆室内可租用总面积在20万平方米以上,分别是上海、广州、昆明、北京、重庆、武汉、深圳和天津。合计展览馆室内可租用总面积358万平方米,约占全国展览馆室内可租用总面积的39%;合肥、沈阳等18个城市展览馆室内可租用总面积在10-20万平方米之间,合计展览馆室内可租用总面积约237万平方米,约占全国展览馆室内可租用总面积的26%;泰州、常州等26个城市展览馆室内可租用总面积在5-10万平方米之间,合计展览馆室内可租用总面积约200万平方米,约占全国展览馆室内可租用总面积的22%;石家庄、呼和浩特等51个城市展览馆室内可租用总面积在5万平方米以下,

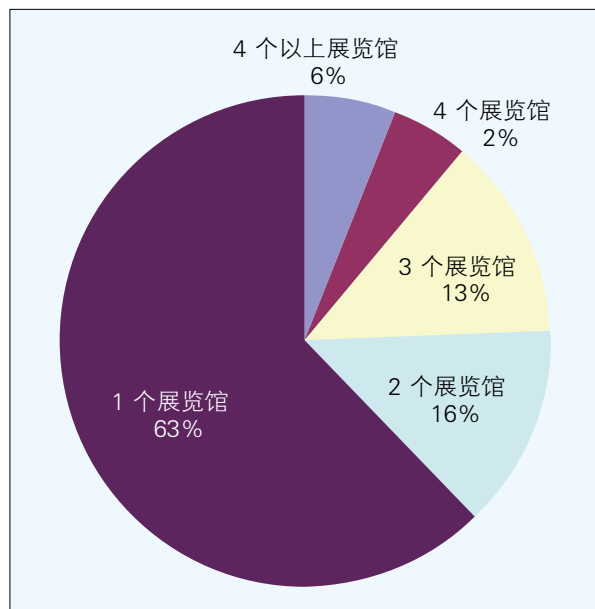


图6: 2016年全国展览馆数量城市分布

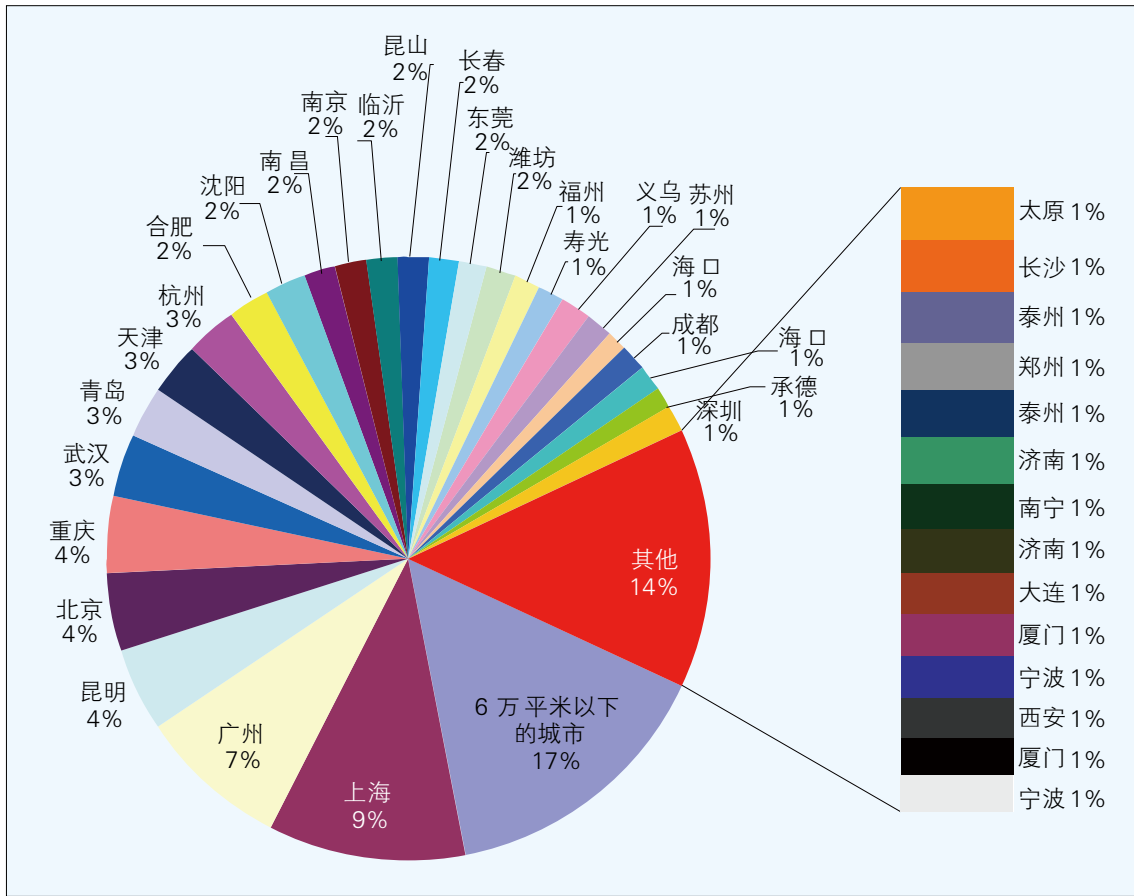


图 7：2016 年全国展览馆面积城市比例

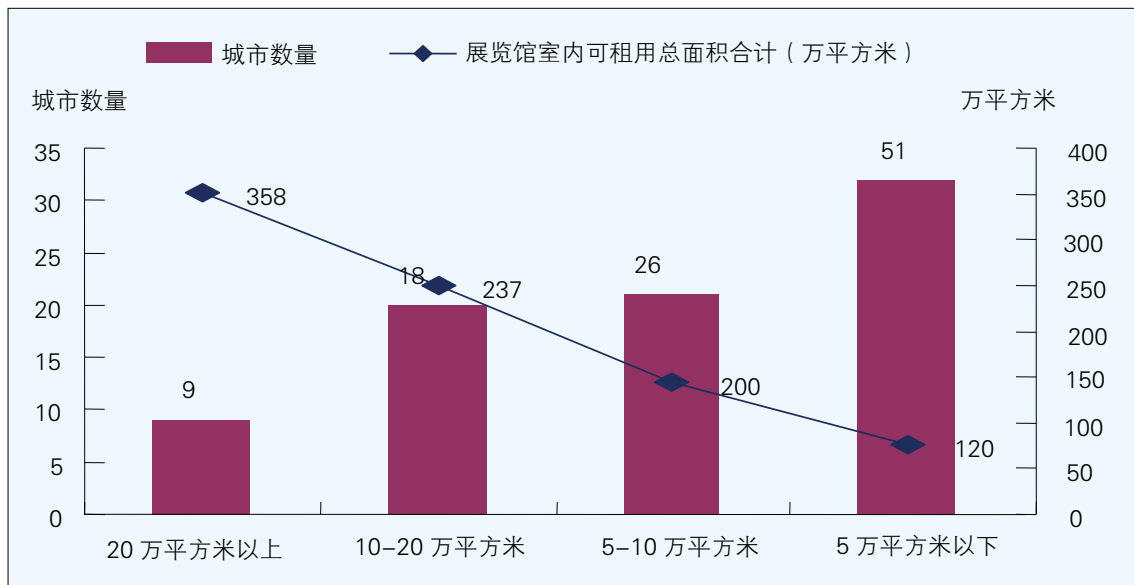


图 8：2016 年全国展览馆面积城市分布

表 2: 2016 年展览馆室内可租用总面积 10 万平方米以上城市一览表

城市	展览馆数量	室内可租用面积合计 (万平方米)
上海	11	86
广州	5	66
北京	10	40
昆明	2	36
重庆	5	34
武汉	3	25
杭州	6	23
天津	3	23
合肥	3	19
沈阳	5	18
南京	3	16
昆山	3	15
临沂	3	13
长沙	4	13
南昌	2	13
长春	2	13
东莞	2	13
潍坊	4	13
福州	1	12
义乌	1	12
即墨	1	12
寿光	1	12
苏州	2	11
青岛	3	11
成都	1	11
顺德	3	10

合计展览馆室内可租用总面积约 120 万平方米，约占全国展览馆室内可租用总面积的 13%。2016 年展览馆室内可租用总面积 10 万平方米以上城市可参考表 2。

第三节 展览馆规模分布

参照 UFI 分类标准，我们将上述 189 个展览馆分别按照室内可租用面积在 5,000—19,999 平方米，20,000—49,999 平方米，50,000—99,999 平方米和 100,000 平方米以上进行分类。

从数量上看，如图 9 所示，全国共有 22 个展览馆室内可租用面积在 10 万平方米以上，较上年增加了 9 个，约占全国展览馆总数量的 12%；有 41 个展览馆室内可租用面积在 5—10 万平方米之间，约占全国展览馆总数量的 22%；有 78 个展览馆室内可租用面积在 2—5 万平方米之间，约占全国展览馆总数量的 41%；有 48 个展览馆室内可租用面积在 5 千—2 万平方米之间，约占全国展览馆总数量的 25%。与 2015 年的情况相同，2—5 万平方米是当前中国展览馆市场最为常见的展览馆规模类型，但 2016 年，5 万平方米以上展览馆占展览馆总量的比重略有下降，其中 10 万平方米以上场馆所占比重较上年持平，5—10 万平方米之间展览馆所占比重较上年下降 3 个百分点，展览馆“大规模化”趋势明显。

从面积角度看，如图 10 所示，10 万平方米以上的展览馆室内可租用面积合计 343 万平方米，约占全国展览馆室内可租用总面积的 38%；5—10 万平方米的展览馆室内可租用面积合计 275 万平方米，约占全国展览馆室内可租用总面积的 30%；2—5 万平方米的展览馆室内可租用面积合计 238 万平方米，约占全国展览馆室内可租用总面积的 26%；5 千—2 万平方米的展览馆室内可租用面积合计约 57 万平方米，约占全国展览馆室内可租用总面积的 6%。可以看出，10 万平方米以上的展览馆在全国室内可租用面积总量上呈现领先趋势。

具体到展览馆来看，前三大场馆格局与上年相比没有发生变化。目前中国规模最大的展览馆仍然是国家会展中心（上海），室内可租用面积达到 40 万平方米；中国进出口商品交易会展馆室内可租用面积约 34 万平方米，位列第二；昆明滇池国际会展中心室内可租用面积约 30 万平方米，位列第三。广州国际采购中心、上海新国际博览中心和重庆国际博览中心室内可租用面积同为 20 万平方米，并列第四；天津梅江

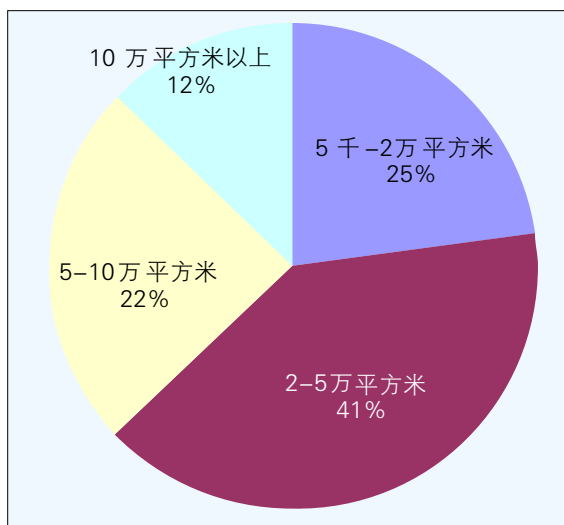


图 9: 2016 年全国展览馆规模分布 (展览馆数量)

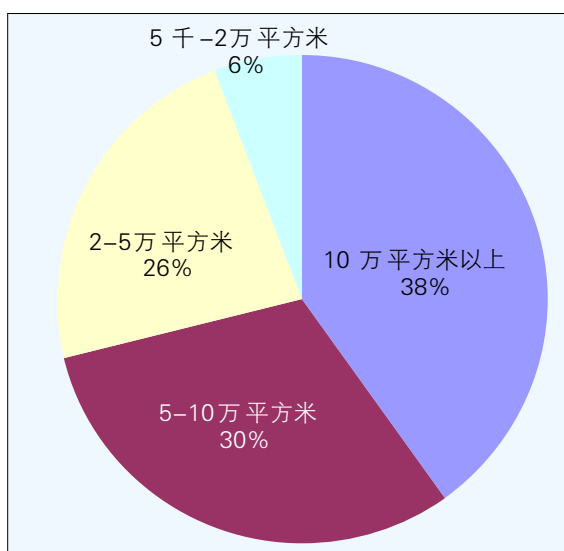


图 10: 2016 年全国展览馆规模分布 (展览馆面积)

表 3: 2016 年室内可租用
面积 10 万平方米以上展览馆一览表

序号	展览馆	室内可租面积 (平方米)
1	国家会展中心 (上海)	400000
2	中国进出口商品交易会展馆	338000
3	昆明滇池国际会展中心	300000
4	广州国际采购中心	200000
5	上海新国际博览中心	200000
6	重庆国际博览中心	200000
7	武汉国际博览中心	150000
8	天津梅江会展中心	150000
9	合肥滨湖国际会展中心	140000
10	福州海峡国际会展中心	120000
11	青岛国际博览中心	120000
12	寿光国际会展中心	120000
13	义乌国际博览中心	120000
14	成都世纪城新国际会展中心	110000
15	中国国际展览中心 (新馆)	106800
16	沈阳国际展览中心	105600
17	深圳会展中心	105000
18	广东现代国际展览中心	100000
19	长春国际会展中心	100000
20	苏州国际博览中心	100000

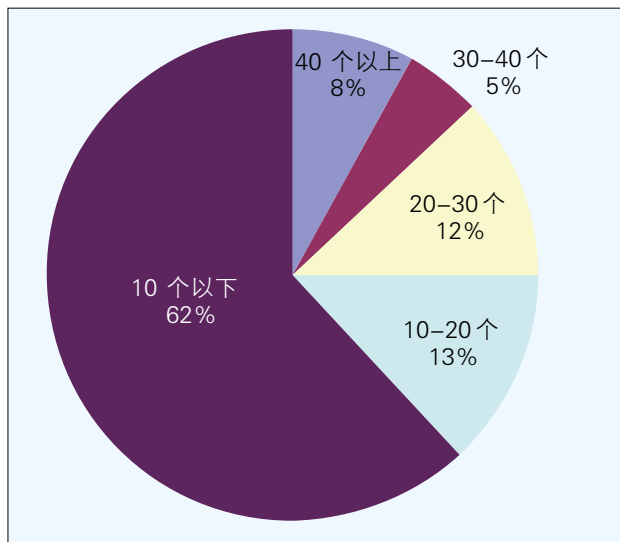
会展中心和武汉国际博览中心室内可租用面积为 15 万平方米，并列第七。2016 年室内可租用面积在 10 万平方米以上的展览馆可参考表 3。

第四节 展览馆市场营销概况—展览会数量

从展览会数量上看，上海新国际博览中心 2016 年共举办 136 个展览会，比 2015 年增加 6 个，位居全国第一；深圳会展中心 2016 年共举办 96 个展览会，位列全国第二；中国进出口商品交易会展馆 2016 年共举办 88 个展览会，位居全国第三；上海世博展览馆 2016 年共举办 86 个展览会，位居全国第四；成都世纪新城国际会展中心 2016 年共举办了 84 个展览会，位居全国第五。2016 年举办 40 个以上展览会的展

表 4：2016 年举办 40 个以上展览会的展览馆一览表

序号	展览馆	展览馆面积 (平方米)	展览会举办次数
1	上海新国际博览中心	200000	136
2	深圳会展中心	105000	96
3	中国进出口商品交易会展馆	338000	88
4	上海世博展览馆	80000	86
5	成都世纪城新国际会展中心	110000	84
6	中国国际展览中心 (老馆)	60744	84
7	国家会议中心	40000	75
8	广州保利世贸博览馆	71400	73
9	郑州国际会展中心	74000	70
10	西安曲江国际会展中心	64000	57
11	上海光大会展中心	34000	55
12	济南国际会展中心	55000	50
13	青岛国际会展中心	55000	48
14	武汉国际会展中心	50000	45
15	国家会展中心 (上海)	400000	42
16	天津梅江会展中心	150000	41


图 11：2016 年全国展览馆经营分布 (展览会数量)

览馆可参考表 4。

如图 11 所示，2016 年全国共有 16 个展览馆举办展览会数量在 40 个以上 (含 40 个)，约占全国展览馆总数量的 8%，合计举办展览会 1130 个，约占全国展览会总数量的 44%。举办 40 个以上展览会的展馆数量比去年减少 1 个，这些展览馆所办展会数量占总量的比重比上年减少 1 个百分点。可见，各大场馆办展集中程度需要进一步增强。全国共有 10 个展览馆举办展览会数量在 30-40 个之间，约占全国展览馆总数量的 5%，合计举办展览会 345 个，约占全国展览会总数量的 15%；有 17 个展览馆举办展览会数量在 20-30 个之间，约占全国展览馆总数量的 12%，合计举办展览会 393 个，约占全国展览会总数量

的 15%；有 26 个展览馆举办展览会数量在 10-20 个之间，约占全国展览馆总数量的 13%，合计举办展览会 365 个，约占全国展览会总数量的 13%；有 120 个展览馆举办展览会数量在 10 个以下，约占全国展览馆总数量的 62%，合计举办展览会 356 个，约占全国展览会总数量的 13%。

办展数量 40 个以上的展览馆举办了占总量 44% 的展览会，另有约 60% 的展馆合计办了 14% 的展览会，这一数据说明，目前我国各展览馆办展数量上存在较大的差异，强者愈强，弱者愈弱的现象持续存在。

第五节 展览馆市场营销概况—展览会面积

从展览会总面积来看，上海新国际博览中心 2016 年展览会总面积约为 743 万平方米，位居全国第一；

表 5：2016 年展览会
总面积 100 万平方米以上的展览馆一览表

序号	展览馆	展览会总面积 (万平方米)
1	上海新国际博览中心	743
2	中国进出口商品交易会展馆	680
3	国家会展中心(上海)	424
4	深圳会展中心	367
5	成都世纪城新国际会展中心	271
6	上海世博展览馆	227
7	广州保利世贸博览馆	221
8	郑州国际会展中心	207
9	中国国际展览中心(新馆)	205
10	西安曲江国际会展中心	195
11	天津梅江会展中心	172
12	济南国际会展中心	156
13	青岛国际会展中心	153
14	沈阳国际展览中心	149
15	中国国际展览中心(老馆)	145
16	国家会议中心	144
17	重庆国际博览中心	134
18	厦门国际会展中心	131
19	南京国际博览中心	124
20	广东现代国际展览中心	121
21	哈尔滨国际会展体育中心 (哈尔滨国际会展中心)	106
22	长春国际会展中心	101
23	宁波国际会议展览中心	100

中国进出口商品交易会展馆 2016 年展览会总面积约为 680 万平方米，居全国第二；国家会展中心(上海) 2016 年展览会总面积约为 424 万平方米，位居全国第三。2016 年展览会总面积在 100 万平方米以上的展览馆可参考表 5。

如图 12 所示，2016 年全国共有 9 个展览馆展览会总面积在 200 万平方米以上，比 2015 年增加 2 个，约占全国展览馆总数量的 5%，合计展览会总面积约为 3344 万平方米，约占全国展览会总面积的 41%，与展览馆办展数量趋势相同，显示出办展集中度进一步增强的趋势；有 14 个展览馆展览会总面积在 100-200 万平方米之间，比 2015 年增加 2 个，约占全国展览馆总数量的 7%，合计展览会总面积约为 1931 万平方米，约占全国展览会总面积的 24%；有 20 个展览馆展览会总面积在 50-100 万平方米之间，比 2015 年减少 2 个，约占全国展览馆总数量的 11%，合计展览会总面积约为 1310 万平方米，约占全国展览会总面积的 16%；有 28 个展览馆展览会总面积在 20-50 万平方米之间，比 2015 年减少 2 个，约占全国展览馆总数量的 19%，合计展览会总面积约为 879 万平方米，约占全国展览会总

面积的 11%；有 118 个展览馆展览会总面积在 20 万平方米以下，比 2015 年增加 51 个，约占全国展览馆总数量的 62%，合计展览会总面积约为 665 万平方米，约占全国展览会总面积的 8%。

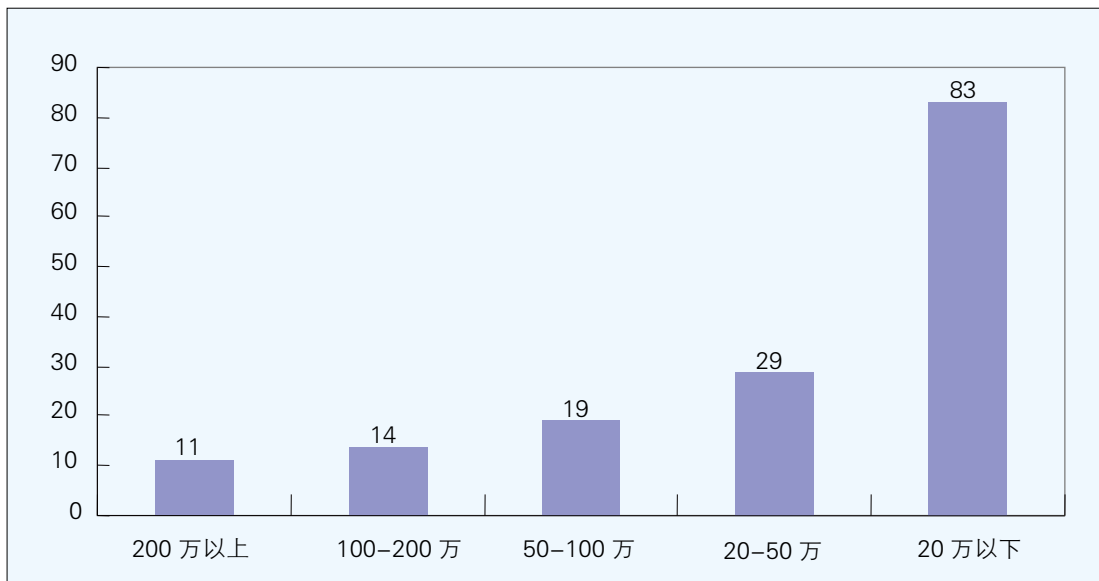


图 12：2016 年全国展览馆展览会面积分布 (按年举办展览会总面积分类)

2016 年，办展总面积不足 20 万平方米的展馆和办展总面积在 100-200 万平方米之间、200 万平方米以上的展览馆数量都有所增加，大规模展会在向特定场馆集中，展览馆经营状况两极分化严重。弱势展览馆数量增加，其使用率低的现象仍未得到缓解，各地新建场馆需慎重决策。

第六节 展览馆市场经营概况—租馆率

通常用“租馆率”来概括描述展览馆的经营概况。展览馆“租馆率”的计算公式为：

$$\text{租馆率} = \frac{\sum \text{展览会面积} * \text{实际租用天数}}{\text{展览馆室内可租用面积} * 365 \text{ 天}}$$

本报告只对各展览馆举办的经贸类展览会进行汇总统计，因此汇总统计的“租馆率”也不包括各展览馆举办的各类人才招聘会、展销会、书画展、庆典活动等其它类型活动，因而下文的“租馆率”并不等同于各展览馆实际经营情况，而只是以经贸类展览会的视角定性分析各展览馆展览会分布密度。

数据显示，目前我国展览馆整体利用率还较低，2016 年租馆率在 20% 以上的展览馆可参考表 6。2016 年上海新国际博览中心租馆率最高，达到 33.49%；深圳会展中心位居其次，租馆率达到 30.89%；西安曲江国际会议中心排在第三位，租馆率为 29.98%。综合来看，有 2 个展览馆租馆率在 30% 以上，约占展览馆总数量的 1%；有 10 个展览馆租馆率在 20%-30% 之间，约占展览馆总数量的 7%；有 24 个展

表 6：2016 年租馆率 20% 以上的展览馆一览表

序号	场馆	租馆率
1	上海新国际博览中心	33.49%
2	深圳会展中心	30.89%
3	西安曲江国际会展中心	29.98%
4	广州保利世贸博览馆	26.97%
5	青岛国际会展中心	26.31%
6	西安绿地笔克国际会展中心	25.41%
7	成都世纪城新国际会展中心	25.23%
8	济南国际会展中心	23.98%
9	国家会议中心	23.01%
10	中国进出口商品交易会展馆	21.80%
11	郑州国际会展中心	20.92%
12	中国国际展览中心(新馆)	20.24%

表 7：2016 年租馆率 5% 以上的 2 万平方米以下展览馆一览表

序号	场馆	租馆率
1	绵阳国际会展中心	18.93%
2	中国中部花木城会展中心	8.63%
3	湖南省展览馆	6.85%
4	齐齐哈尔国际会展中心	6.27%
5	上海跨国采购中心	5.39%

展览馆租馆率在 10%–20% 之间，约占展览馆总数量的 16%；有 115 个展览馆租馆率在 10% 以下，约占展览馆总数量的 76%。

如图 13 和表 7 所示，在 2 万平方米以下的展览馆中，有 1 个展览馆租馆率在 10% 以上，约占 2 万平方米以下展览馆总量的 5%；4 个展览馆租馆率在 5%–10% 之间，约占 2 万平方米以下展览馆总量的 20%；21 个展览馆租馆率在 5% 以下，约占 2 万平方米以下展览馆总数量的 75%。绵阳国际会展中心租馆率约为 18.93%，位居第一；中国中部花木城会展中心租馆率约为 8.63%，位居第二；湖南省展览馆租馆率约为 6.85%，位居第三；齐齐哈尔国际会展中心租馆率为 6.27%，位居第四。

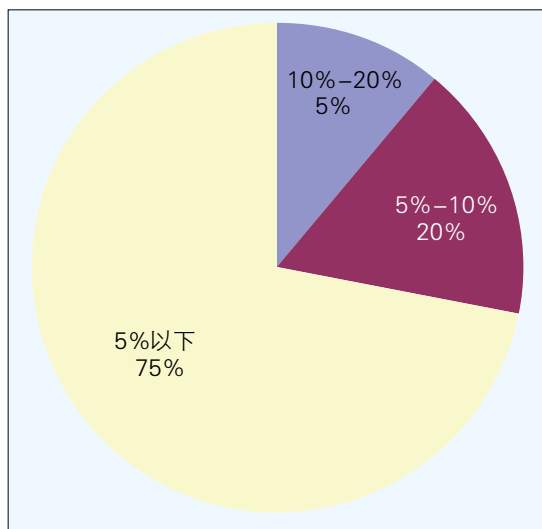


图 13：2 万平方米以下展览馆租馆率分布

如图 14 和表 8 所示，在 2–5 万平方米展览馆中，有 2 个展览馆租馆率在 20% 以上，约占 2–5 万平方米展览馆总数量的 3%；有 7 个展览馆租馆率在 10%–20% 之间，约占 2–5 万平方米展览馆总数量的 10%；有 47 个展览馆租馆率在 10% 以下，约占 2–5 万平方米展览馆总数量的 87%。西安绿地笔克国际会展中心租馆率约为 25.41%，位居第一；国家会议中心租馆率约为 23.01%，位居第二；新疆国际会议中心租馆率约为 15.19%，位居第三。

表 8: 2016 年租馆率 10% 以上的 2-5 万平方米展览馆一览表

序号	场馆	租馆率
1	西安绿地笔克国际会展中心	25.41%
2	国家会议中心	23.01%
3	新疆国际会展中心	15.19%
4	中原国际博览中心	14.15%
5	甘肃国际会展中心	12.95%
6	大连星海会展中心	12.49%
7	济南舜耕国际会展中心	11.95%
8	台州市国际会展中心	10.85%
9	上海光大会展中心	10.39%

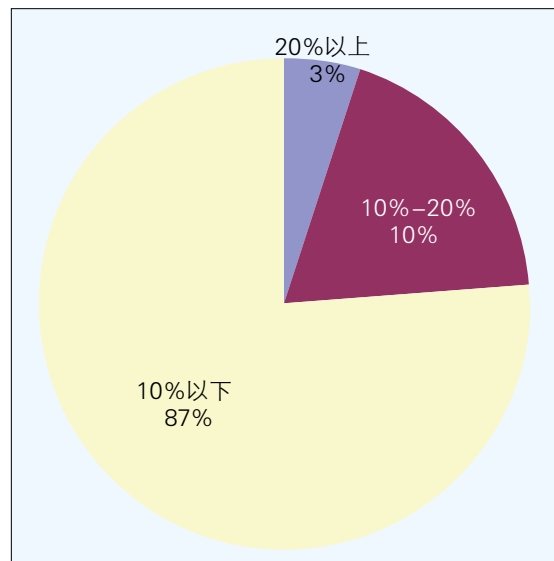


图 14: 2-5 万平方米展览馆租馆率分布

表 9: 2016 年租馆率 10% 以上的 5-10 万平方米展览馆一览表

序号	场馆	租馆率
1	西安曲江国际会展中心	29.98%
2	广州保利世贸博览馆	26.97%
3	青岛国际会展中心	26.31%
4	济南国际会展中心	23.98%
5	郑州国际会展中心	20.92%
6	上海世博展览馆	19.62%
7	哈尔滨国际会展体育中心 (哈尔滨国际会展中心)	16.65%
8	厦门国际会展中心	15.43%
9	中国国际展览中心(老馆)	15.08%
10	武汉国际会展中心	12.99%
11	临沂国际会展中心	11.72%
12	南京国际博览中心	11.34%
13	湖南国际会展中心	10.59%
14	宁波国际会议展览中心	10.52%
15	昆明国际会展中心	10.50%

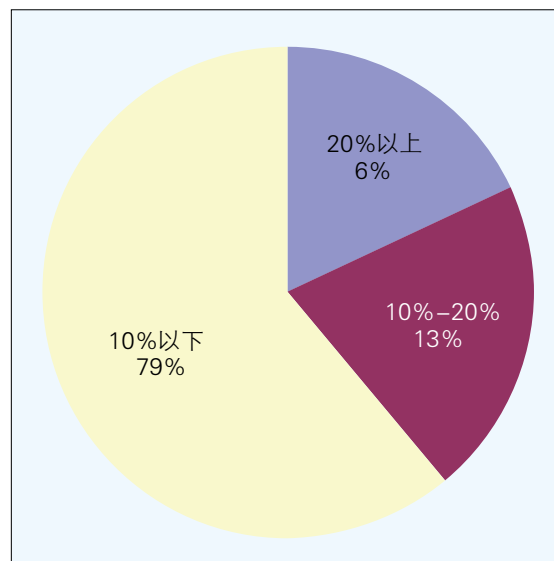


图 15: 5-10 万平方米展览馆租馆率分布

如图 15 和表 9 所示，在 5-10 万平方米展览馆中，有 5 个展览馆租馆率在 20% 以上，约占 5-10 万平方米展览馆总数量的 6%；有 10 个展览馆租馆率在 10%-20% 之间，约占 5-10 万平方米展览馆总数量的 13%；有 25 个展览馆租馆率在 10% 以下，约占 5-10 万平方米展览馆总数量的 71%。西安曲江国际会展中心租馆率约为 29.98%，位居第一；广州保利世贸博览馆租馆率约为 26.97%，位居第二；青岛国际会展中心租馆率约为

表 10: 2016 年租馆率 10% 以上的 10 万平方米以上展览馆一览表

序号	场馆	租馆率
1	上海新国际博览中心	33.49%
2	深圳会展中心	30.89%
3	成都世纪城新国际会展中心	25.23%
4	中国进出口商品交易会展馆	21.80%
5	中国国际展览中心(新馆)	20.24%
6	沈阳国际展览中心	15.12%
7	广东现代国际展览中心	13.19%
8	长春国际会展中心	11.48%
9	天津梅江会展中心	11.29%
10	寿光国际会展中心	11.23%

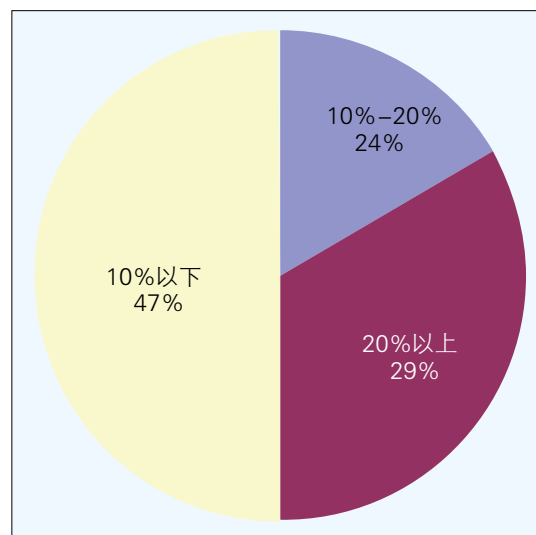


图 16: 10 万平方米以上展览馆租馆率分布

26.31%，位居第三。

如图 16 和表 10 所示，在 10 万平方米以上展览馆中，5 个展览馆租馆率在 20% 以上，约占 10 万平方米以上展览馆总数量的 24%；6 个展览馆租馆率在 10%–20% 之间，约占 10 万平方米以上展览馆总数量的 29%；10 个展览馆租馆率在 10% 以下，约占 10 万平方米以上展览馆总数量的 47%。上海新国际博览中心租馆率约为 33.49%，位居第一；深圳会展中心租馆率约为 30.89%，位居第二；成都世纪城新国际会展中心租馆率约为 25.23%，位居第三。

通过对不同规模展览馆租馆率的比较分析发现：大规模场馆的租馆率要高于小规模场馆。10 万平方米以上的展览馆租馆率最高，经营状况较好，29% 的展览馆租馆率能达到 20% 以上；5–10 万平方米的展览馆次之，约有 6% 的展览馆租馆率达到 20% 以上；2–5 万平方米的展览馆，约有 3% 的展览馆租用率达到 20% 以上，2 万平方米以下展览馆经营状况最差，几乎没有展览馆租馆率能达到 20% 以上。

第四章 2016年中国出国经贸展览市场概况

出国参展是推动中国企业“走出去”，提升中国商品国际知名度的有效途径，也是推动外贸供给侧改革的重要手段。

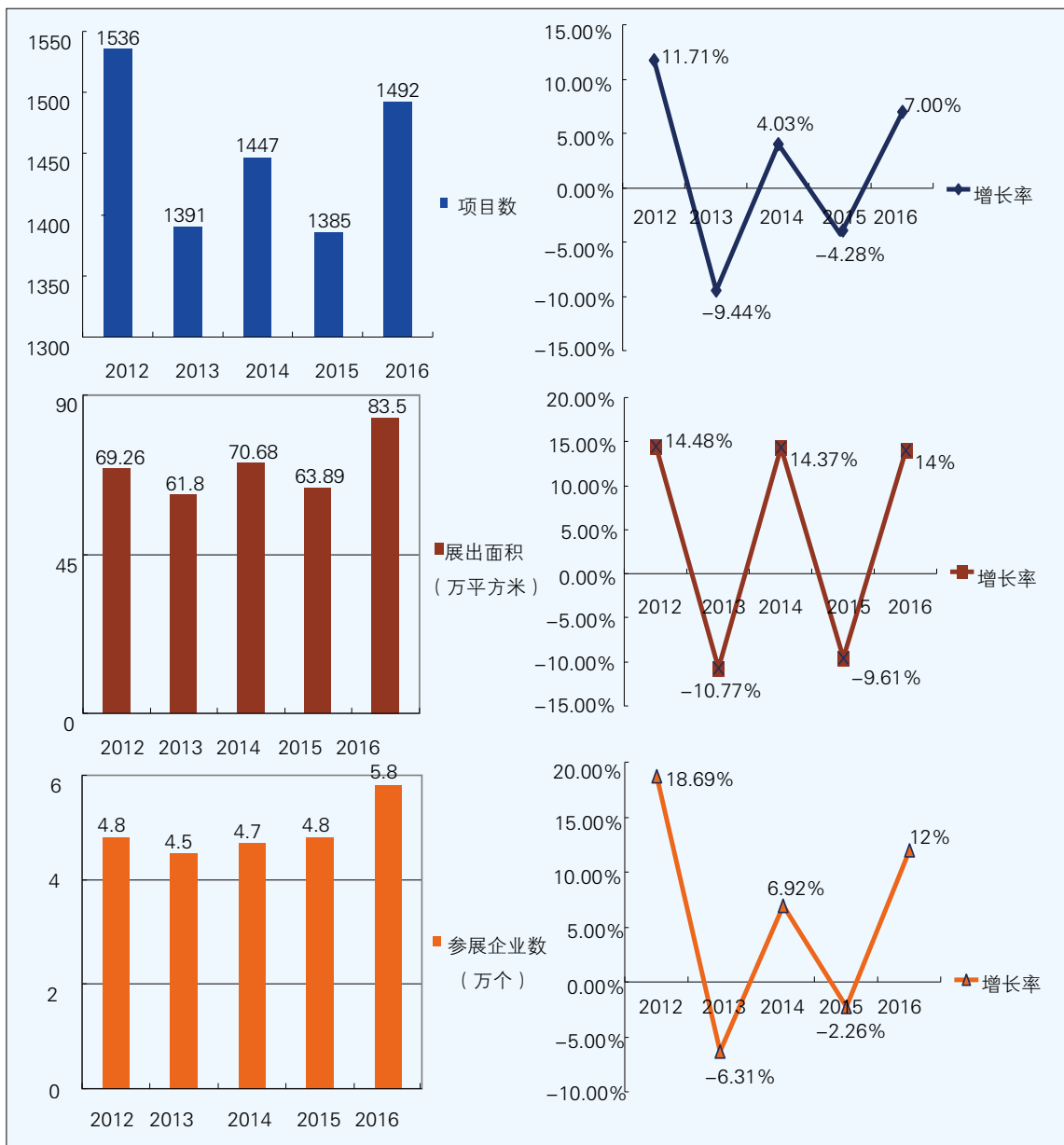


图 1：2012-2016 年中国出国展览概况

本章以截至 2016 年 12 月，中国贸促会展览审批管理系统已经审批的出国经贸展览项目数据为基础，对出国展览的整体规模、地区和国别分布、行业分布、组展主体情况等进行统计分析，总结 2016 年中国出国展览行业发展状况，为会展业界提供权威的信息资源，也为政府相关部门强化出国展览管理和服务水平提供参考依据。数据显示，2016 年中国出国展览行业（以下简称“出展业”）发展呈现以下特点：

第一节 整体规模上升

出展业发展水平与国际经济形势和中国经济发展状况密切相关。如图 4-1 所示，2016 年全球经济局势动荡，主要经济体缺乏增长亮点，风险事件频发，贸易增长更为低迷。在这一背景下，中国在对外贸易上做出了更大努力，通过出国参展推动中国产品走出去，提升国货的国际知名度和品牌影响力成为保障“中国制造”全球市场份额的重要手段。2016 年，我国出国展览扭转 2015 年国别数、项目数“双降”的态势，实现了出展国别、项目数、展出面积和参展企业数的全面攀升。

全国 97 家组展单位共赴 63 个国家组织参展 1492 项，较上年增加了 7%；展出面积为 83.5 万平方米，较上年增加了 14%；参展企业数为 5.84 万个，较上年增加了 12%。

第二节 赴亚洲、北美市场参展势头强劲

2016 年，亚洲依然是最主要的出展市场，如图 2 所示，赴亚洲参展项目数占总量的 32.3%，参展面积占总量的 31.4%，较上年有较大幅度的增长；西欧、北美出展规模紧随亚洲之后，赴东欧和俄罗斯、拉美及加勒比地区展览项目数和总面积所占比重均有所下降，赴非洲和大洋洲参展项目数和展览规模所占比重仍然较小。

亚洲地区。就整体水平而言，亚洲会展业发展程度不及欧美地区，但在西欧、北美经济增速放缓、贸易保护主义抬头、中国不断努力推进亚洲地区贸易协定，倡导区域全面经济伙伴关系的背景下，亚洲已经成为中国最重要的出国参展目的地。中国企业赴亚洲其他国家和地区参展的绝对规模和相对比重较 2015 年都有所上升，项目数、参展总面积和参展企业数占比均超过 30%。

2016 年，赴亚洲地区出展项目数为 460 个，占全部出展项目数的 32.3%，较上年增长 4.7 个百分点；展出项目数增加了 78 个，增长率为 20.4%。出展面积方面，2016 年，赴亚洲地区出展总面积约 24 万平方米，比上年提高 28.1%，赴亚洲地区参展面积占出国参展总面积的比重为 31.4%，较上年增长 3.8 个百分点；赴亚洲地区参展企业 16543 家，较 2015 年增加了 27.3%，占出国展参展企业总数的 31.0%，提高 3.5 个百分点。

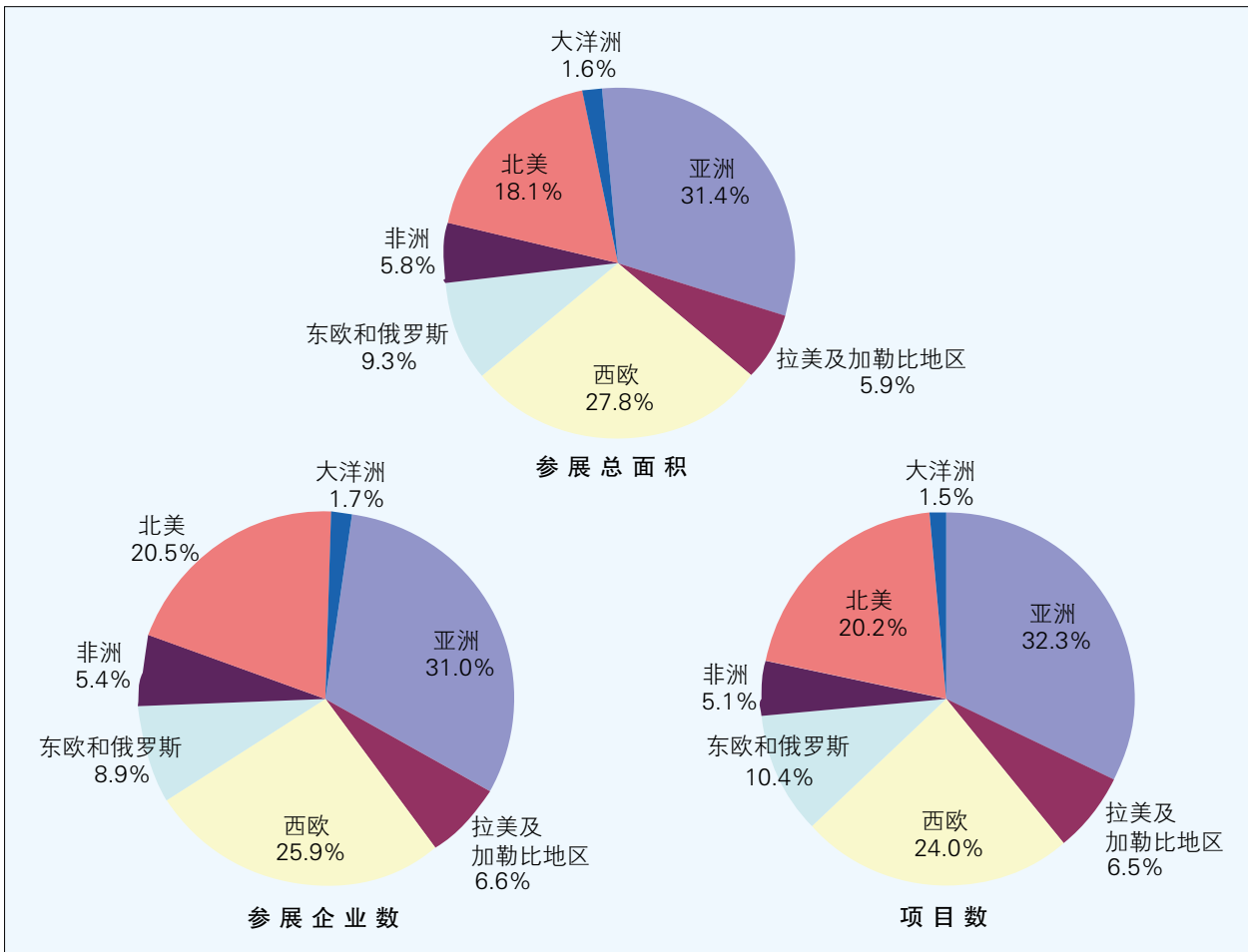


图 2: 2016 年出国展览各大洲比例分布图

西欧和北美地区。西欧、北美集中了全球大部分顶级行业展览会，展览市场发展成熟。多年来中国企业赴西欧、北美参展积累了大量经贸资源和品牌合作关系，西欧、北美地区始终是中国企业出国参展的重要地区。整体而言，2016 年，赴西欧和北美地区展出项目总数为 630 个，比 2015 年增加 10.9%，展出总面积 35 万平方米，较 2015 年增加 21.9%，参展企业 2.4 万余家，较 2015 年增长 23.8%。

具体而言，在西欧和北美的参展情况出现了分化：赴西欧参展项目数和参展面积所占比重有小幅下降；赴北美参展项目数和展览面积有小幅提升。

西欧地区：近年来，欧元区经济脆弱，英国脱欧对欧盟乃至世界经济造成重创，2016 年，中国企业赴西欧地区参展数量得以维持，但西欧地区参展量所占比重有所下降。展览项目数为 342 个，占展出项目总数的 24.0%，较上年下降 0.8 个百分点。展出总面积 21.2 万平方米，占总量的 27.8%，较上年下降 1.2 个百分点。参展企业数 13806 家，占总量的 25.9%，较上年下降 1 个百分点。

北美地区：2016 年，赴北美地区展览项目数为 288 个，占展出项目总数的 20.2%，较上年增长 4 个百分点。展出总面积 13.8 万平方米，占总量的 18.1%，较上年增长 2.2 个百分点。参展企业数 10955 家，占总量的

20.5%，较上年增长 2.1 个百分点。

拉美及加勒比地区。大宗商品价格走低，财政和经常账户失衡以及政策收紧为拉美及加勒比地区大宗商品出口经济体的前景带来负面影响。中国赴拉美及加勒比地区参展情况在经历 2015 年的短暂回升后，2016 年再度出现大幅下跌情况。

2016 年，赴该地区的展出项目数为 93 个，较上年减少 95 个，占展出总项目数的比重为 6.5%，降低 7.1 个百分点；展出总面积 4.5 万平方米，较上年减少 1.8 万平方米，占展出总面积比重为 5.9%，降低 3.9 个百分点。

东欧及俄罗斯地区。2016 年，俄罗斯经济发展颓势仍然未能得到有效扭转，中国企业赴东欧及俄罗斯的展出规模连年缩减，但平均参展面积有提升的趋势。

2016 年，赴该地区展出项目数为 149 个，较上年减少 10 个，占展出项目数比重为 10.4%；展出总面积约 7.1 万平方米，较上年增加 0.9 万平方米，增长率为 13.9%，占参展总面积比重为 9.3%；参展企业 4700 余家，与去年基本持平，所占比重为 8.9%。

非洲地区。2014 年，受埃博拉疫情影响，赴非洲参展规模大幅收缩，自 2015 年赴非洲参展规模有所回升后，2016 年非洲地区参展项目数、参展面积和参展企业数量延续了增长态势，且平均参展面积有较大幅度的提升。

2016 年赴非洲展出项目数为 73 个，比 2015 年增加 6 个，增幅为 9%；展出总面积 4.4 万余平方米，较上年增长 1.4 万平方米，增长率为 47.2%；参展企业 2902 家，较上年增长 45.1%。

从国别层面来看，2016 年出国参展项目数列居前 10 位的国家分别为：美国、德国、俄罗斯、阿联酋、印度、巴西、印度尼西亚、土耳其、泰国和墨西哥。我国赴上述 10 国的展览项目数量占全年总量的 67.6%，展出总面积占全年总量的 65.3%，参展企业数占全年总量的 65.0%。与 2015 年相比，前 10 位国家排序变化不大，法国、意大利跌出前 10，印度尼西亚、泰国进入前 10。出国参展项目排名前 10 位的国家展览项目数量占全年总量的 35.6%，比 2015 年提高 1.7 个百分点，展出总面积占全年总量的 31.3%，较上年提高 3.2 个百分点，参展企业数占全年总量的 30.5%，较上年提高 0.5 个百分点。

总的来说，2016 年我国企业出国参展情况超出预期。但需要注意的是，全球经济虽然在缓慢复苏，但下行压力较大，新兴经济体延续疲软，包括美国、欧盟等在内的西方主要经济体已从过去“支持经济全球化”的政策立场上表现出倒退到一种相对孤立主义的倾向。在这一背景下，推动中国企业出国参展，提振对外贸易任务仍非常艰巨，组展和参展企业应做好更加充分的准备。

第三节 传统产业展会主导程度有所下降

2016 年展出产业结构与 2015 年相比没有太大变化，如图 4-3 所示，传统产业类展会在数量上仍占据优势，但占比最大的“综合类展会”所占比重（22.4%）较 2015 年下降 2.4 个百分点，“其余类展会”所占比重（32.2%）较上年增加 2.3 个百分点。在 20 类专业展会中机械类展会数量最多，占总量的 11.8%。

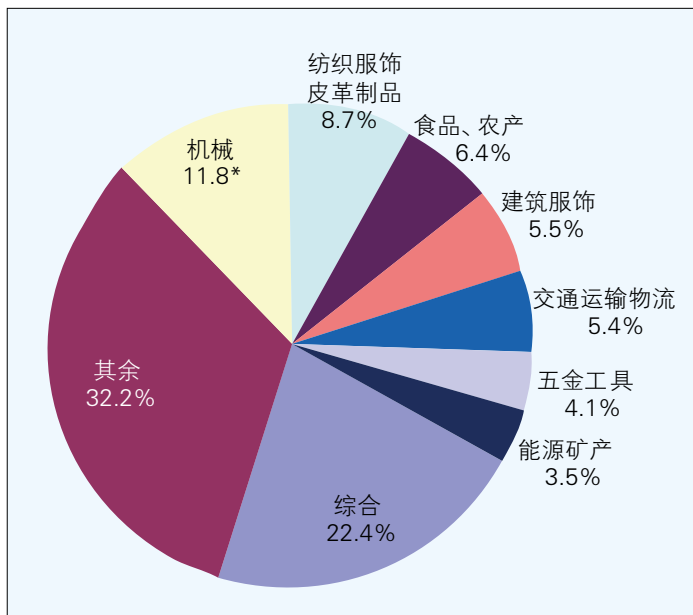


图 3: 出展产业项目数比重分布图

其次是纺织服装、皮革制品 (8.7%)、食品、农产品 (6.4%)、建筑装饰 (5.5%)、交通运输物流 (5.4%)、五金工具 (4.1%)、能源与矿产 (3.5%) 等。纺织服装、皮革制品, 食品、农产品, 交通运输物流, 五金工具类展会所占比重略有上升, 建筑装饰、五金工具类展会所占比重略有下降。

机械类展会。机械类展会项目主要集中在印度、美国以及俄罗斯等国家。项目数比 2015 年增长 3%, 占比基本持平; 展出总面积较 2015 年相比增长 3.2%, 比重降低 1.2 个百分点; 参展企业数减少 28.6%, 占比降低 1.1 个百分点。

纺织服装、皮革制品类展会。纺织服装、皮革制品类展会项目主要集中在美国、

德国与法国等国家。项目数比 2015 年增长 4.2%, 所占比重基本持平; 展出总面积较上年增长 19.8%, 比重基本持平。

食品、农产品类展会。食品、农产品类展会项目主要集中在美国、德国与泰国等国家。项目数比 2015 年增长 13.6%, 所占比重基本持平; 展出总面积的数量和比重与 2015 年基本持平。

总体而言, 机械, 纺织服装、皮革制品, 食品、农产品等传统产业类展会数量规模上呈不断扩大的态势, 但参展企业数量有所下降, 展会贸易平台功能仍有待完善。

第四节 组展主体集中化趋势明显

截止 2016 年 12 月, 经贸促会审批 (会签商务部), 全国共有 97 家组展单位实施出国展览项目。从项目数量上看, 全年项目数在 50 个以上的组展单位有 7 家, 项目总计 519 个, 占总量的 36.4%, 展出总面积约 20 万平方米, 占总量的 28.5%, 组织企业近 1.6 万家, 占总量的 31.4%。其中, 西麦克国际展览有限责任公司和长城国际展览有限责任公司分别以 110 个和 85 个项目位居全国组展单位项目数前两位, 紧随其后的是中国国际展览中心集团公司、贸促会机械行业分会、中国机电产品进出口商会。年组展项目数在 20-50 个的组展单位共 16 家, 其中包括贸促会浙江省委员会、中国医药保健品进出口商会、福建汇源国际商务会展有限公司等。总体来说, 项目数排名前 25 位, 即前 26.8% 的组展单位实施了 72.4% 的全年出展量, 组展主体仍然呈现较为集中的态势。按项目数量统计的排名前 25 位的组展单位可参考表 1。

表 1：2016 年出国参展实施情况（按项目数量统计排名前 25 位组展单位）

序号	场馆	项目数		实际参展面积		参展企业	
		数量	比例	数量	比例	数量	比例
1	西麦克国际展览有限责任公司	110	7.7%	41474	5.9%	3335	6.7%
2	长城国际展览有限责任公司	85	6.0%	35848.5	5.1%	2573	5.2%
3	中国国际展览中心集团公司	79	5.5%	47462.7	6.7%	3346	6.7%
4	贸促会机械行业分会	69	4.8%	21559.5	3.0%	1719	3.5%
5	中国机电产品进出口商会	65	4.6%	19849.5	2.8%	1563	3.1%
6	远大国际展览有限公司	57	4.0%	19711.6	2.8%	1734	3.5%
7	浙江远大国际会展有限公司	54	3.8%	16095	2.3%	1365	2.7%
8	福建汇源国际商务会展有限公司	46	3.2%	14533.3	2.1%	1385	2.8%
9	中国医药保健品进出口商会	38	2.7%	16598.5	2.3%	1625	3.3%
10	保利国际展览有限公司	37	2.6%	11544	1.6%	979	2.0%
11	贸促会电子信息行业分会	37	2.6%	13193	1.9%	891	1.8%
12	福建省福贸会展服务有限公司	36	2.5%	10664.8	1.5%	901	1.8%
13	中国电子国际展览广告有限责任公司	32	2.2%	11443.3	1.6%	953	1.9%
14	中国中轻国际控股公司	32	2.2%	13135.5	1.9%	1105	2.2%
15	商务部外贸发展事务局	27	1.9%	38491.5	5.4%	2644	5.3%
16	贸促会上海市分会	26	1.8%	6387.8	0.9%	342	0.7%
17	贸促会化工行业分会	25	1.8%	14826.6	2.1%	1320	2.7%
18	中国华阳经贸集团有限公司	25	1.8%	67761	9.6%	4464	9.0%
19	上海国际服务贸易（集团）有限公司	24	1.7%	9108	1.3%	447	0.9%
20	中国对外贸易中心（集团）	24	1.7%	13609.8	1.9%	1014	2.0%
21	贸促会江苏省分会	22	1.5%	4711.2	0.7%	350	0.7%
22	贸促会浙江省委员会	22	1.5%	8857.5	1.3%	670	1.3%
23	中国印刷及设备器材工业协会	21	1.5%	12328.2	1.7%	440	0.9%
24	贸促会轻工行业分会	19	1.3%	11446.1	1.6%	750	1.5%
25	中国食品土畜进出口商会	19	1.3%	7448.18	1.1%	644	1.3%

第五节 赴“一带一路”国家参展稳步提升

如图 4 所示，截至 2016 年 12 月，全国 83 个组展单位共赴 32 个“一带一路”沿线国家实施参展计划 602 项，较上年增加 83 项，占总量的 42.2%；展出总面积为 30.2 万平方米，较上年增加 7.3 万平方米，占总量的 39.7%；参展企业为 2 万家，较上年增加 0.4 万家，占总量的 37.4%。

从国别上看，项目数排名前 10 位的“一带一路”国家依次为：俄罗斯、阿联酋、印度、印度尼西亚、土耳其、泰国、越南、伊朗、波兰、新加坡。其项目总数为 501 个，占赴“一带一路”沿线国家参展总项目数的 83.2%；展出总面积 24.5 万平方米，占比为 81.1%；参展企业数为 1.6 万家，占企业总数的 80%。上述

10 国中，俄罗斯、阿联酋、印度、土耳其同时也是排名位列出国参展项目数总量前 10 位的国家。

从专业分类上看，赴“一带一路”沿线国家参展以综合类展会为主，占总量比重为 17.8%。在专业类展会方面，机械占比最大，为 16.1%，其次分别是食品农产品(6.5%)、建筑装饰(5.8%)、能源矿产(4.7%)、交通运输物流(4.3%)、医疗保健(3.9%)等。

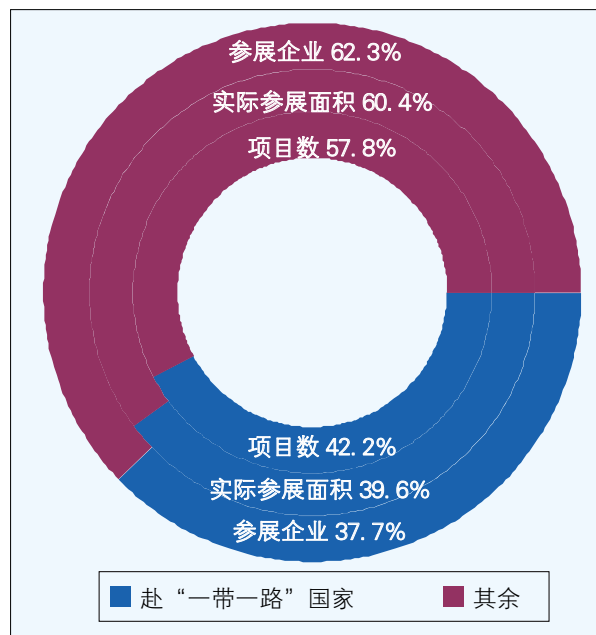


图 4：赴“一带一路”沿线国家参展项目数比重分布图

国内地区篇

本篇收集和整理了广西、贵州、安徽、内蒙古、黑龙江、广东、宁夏等 7 个省份(自治区),香港、澳门地区,以及北京、上海、重庆、成都、长沙、郑州、哈尔滨、青岛、大连、义乌、佛山等 11 个城市的年度展览业发展报告。旨在通过对代表性省份(自治区)和城市 2016 年展览业发展情况的概括和梳理,对地区间展览会数量、类型、规模差异的直观比较,形成对中国展览业发展水平的更为全面的认识。

2016 年安徽省展览业发展报告

2016 年，安徽省积极融入国家“三大战略”，推进大通道、大平台、大通关建设，围绕国际产能合作和装备制造合作，充分发挥展会的出口和进口功能，坚持“走出去”和“引进来”，着眼“一带一路”国家市场，积极开展走出去和引进来活动，着眼产业转型升级和消费热点需求，大力提升展会专业化、市场化、品牌化、国际化水平。

表 1：2016 年安徽省展览会行业类型分布

序号	展览会类型	数量
1	房地产 / 建材	62
2	纺织 / 服装 / 服饰	11
3	轻工商品 / 工艺品 / 旅游 / 婚庆礼仪	23
4	人才 / 创业 / 文化	15
5	医药	12
6	工业	21
7	家具 / 木工机械	28
8	农业 / 渔业	25
9	汽车 / 船舶	29
10	珠宝首饰	9
11	电子信息、软件	6
12	综合类	28
13	其他类	19
合计		288

表 2：2016 年展览会规模分布（规模以上展会）

展览会规模（平方米）	数量	所占比例
10000 以上	110	38%
8000-10000	66	23%
5000-8000	78	27%
5000 以下	34	12%
合计	288	100%

一、展览会数量与类型

全年共举办展会 288 个。其中，房地产、建材类 62 个，占 21.5%；纺织、服装服饰类 11 个，占 3.8%；轻工商品、工艺品、艺术品、旅游、婚庆礼仪类 23 个，占 7.9%；人才、创业、文化类 15 个，占 5.2%；医疗类 12 个，占 4.1%；工业类 21 个，占 7.2%；家具、木工机械类 28 个，占 9.7%；农业、渔业类 25 个，占 8.6%；汽车、船舶类 29 个，占 10%；珠宝首饰类 9 个，占 3.1%；电子信息、软件类 6 个，占 2%；综合类 28 个，其他类 19 个。

二、展览会规模

全年展出面积 284.47 万平方米，共设展位 60825 个，其中境外参展展位 4115 个。共有 43426 家企业参展，其中境外参展企业 2456 家。到会参展商 186325 人次，其中境外参展商 13523 人次。全年展会观众 190 万人次，其中境外观众 24542 人次。2016 年展会规模在 1 万平方米以上的占 38%，5000-8000 平方米的占 27%，5000 平方米以下的占 12%。展会规模呈两极变化，一批成熟的定型展会继续保持或扩大展会规模，一些规模不大的展会所占份额仍然不小，扩大展会规模任重道远。

表 3: 2016 年规模展会 (部分)

序号	展会名称	展览面积 (平方米)
1	第 13 届中国安徽国际汽车展览会	100000
2	2016 中国·合肥苗木花卉交易大会	80000
3	第十届合肥国际文化博览会	73000
4	第十届中国(合肥)国际家用电器暨消费电子博览会	60000
5	2016 年国际(亳州)中医药博览会暨第 32 届全国(亳州)中药材交易会	45000
6	2016 安徽(池州)九华山佛文化用品博览会	40000
7	第七届中国(芜湖)科普产品博览交易会	40000
8	第八届中国(合肥)年货采购展览会暨旅游迎春购物展	30000
9	第 17 届全国医院建设大会暨中国国际医院建设、装备及管理展览会	30000
10	2016 年皖西北现代农业博览会	30000
11	第八届中国(合肥)年货采购展览会暨旅游迎春购物展	30000
12	2016 中国国际林机展	25000
13	2016 年阜阳春季房车大联展	25000
14	2016 年阜阳秋季房车大联展	25000
15	2016 淮北食品工业博览会	22000
16	2016 第一届中国(马鞍山)汽车博览会	21000
17	第十届中国坚果炒货食品暨原料配料设备包装展览会	20000
18	2016 县域生态电商节暨阿里双十一乡村电商博览会	20000
19	第 12 届安徽国际糖酒会	20000
20	第六届安徽婚庆产业博览会	20000
21	第十届和县蔬菜博览会	20000
22	2016 年中国(马鞍山)国际汽车博览会	20000
23	2016 海峡两岸(马鞍山)电子信息博览会	16000
24	东西部皮草及羊绒制品(阜阳)博览会	15000
25	第六届安徽国际新能源汽车、电动车及零部件展览会	15000
26	第十届马鞍山(博望)机床暨刃模具博览会	15000
27	2016 池州婚博会	13800
28	全国汽车联盟 5.1 车展	13000
29	2016 年阜阳花卉博览会	12600
30	2016 池州曼哈顿年货节暨台湾精品展	12000
31	第五届中国(阜阳)国际服装纺织品博览会	12000
32	第八届世界养生大会暨 2016 中医药健康养生产业展览会	12000
33	第七届合肥国际珠宝首饰展览会	12000
34	第二届合肥国际旅游商品暨旅游消费博览会	12000
35	2016 合肥农产品产销对接会	12000
36	2016 年中国森林生态产品博览会	11500
37	2016 年阜阳红木家具展	10000
38	2016 马鞍山春季汽车展	10000
39	马鞍山交通广播大型车展	10000
40	2016 中国国际徽商大会	10000



41	2016 中国安徽(合肥)名优农产品暨农业产业化交易会	10000
42	第十三届中国(铜陵)青铜文化博览会	10000

三、场馆分布

2016年,安徽省最主要的会展场馆是安徽国际会展中心、合肥滨湖国际会展中心和池州国际会展中心。安徽国际会展中心、合肥滨湖国际会展中心承接展会数量144场,展会面积146.7万平方米;池州会展中心承接展会22场,展会面积23万平方米。

表4: 2016年各展馆承接展会情况

展馆	展览会数量 (个)	展览会总面积 (万平方米)
安徽国际会展中心	83	64.08
合肥滨湖国际会展中心	61	82.6
池州国际会展中心	22	23
马鞍山市会展中心	4	8.05
马鞍山市体育馆	5	1.95
阜阳国际会展中心	5	19.43
阜阳市体育中心综合体育馆	9	13.54
16市其他展览场馆	99	71.82
合计	288	284.47

四、主要特点

2016年安徽省会展业坚持以党的十八届三中、四中、五中全会精神为指导,认真贯彻落实国务院《关于进一步促进展览业改革发展的若干意见》(国发〔2015〕15号)文件精神,进一步深化改革,激发市场活力和内生动力,推动会展资源配置依据市场规则、市场价格、市场竞争实现效益最大化和效率最优化;围绕产业特点和支柱产业,以推动产业转型升级为主线,

积极实施“品牌化、专业化、国际化、特色化”发展战略,重点培育国际化程度较高、具有一定国内外影响和行业影响,对经济拉动作用较大的展会,努力将会展业打造成新的经济增长点。

1、产业发展政策陆续出台

为进一步促进安徽省会展行业的快速发展,全省各地认真贯彻落实《省政府办公厅关于印发加快展览业改革发展实施方案的通知》,先后出台了多项政策法规,针对在本地举办的全国性、区域性展会,按标准展位给予奖励,企业参加国家、省市组织的境内展览会、展销会,依据其规模、影响力给予一定的专项奖励。

2、展览专业化水平不断提升

近年来,安徽省展会专业化水平不断提升,专业性展览会的数量也在不断增多。2016年全省共举办展会288个,其中专业展会153个。涉及到的专业领域有:房地产和建材类、纺织、服装服饰类、轻工商品、工艺品、艺术品、旅游、婚庆礼仪类、人才、创业、文化类、工业类、农业、渔业类、汽车、船舶类、珠宝首饰和电子信息、软件类,专业化展览会的规模正在不断扩大。

3、展览场馆建设初具规模

据对全省 110 家重点企业统计，共有 67 个展览场馆，展览面积 28.6 万平方米。其中合肥、芜湖、马鞍山、池州市建有专业展览场馆。其中，合肥滨湖国际会展中心总建筑面积约 21.7 万平方米。一期工程已竣工运营，展览面积约 9.1 万平方米，安徽国际会展中心总建筑面积 10 万平方米，芜湖市芜湖国际会展中心建筑面积 8.6 万平方米。

4、展会品牌影响力逐步扩大

经过几年的培育和发展，安徽展会品牌逐步增多，影响力逐步增强。第十届中国（合肥）国际家用电器暨消费电子博览会以“智创互联智慧 e 家”为主题，集中展示全球知名品牌家电、消费电子最新产品，促进家电及消费电子产业绿色发展。展览面积 6 万平方米，参展企业 420 多家。同时，中国国际商会举办“物联网时代智能家电国际标准”主题论坛，邀请了美国国家标准检测认证机构的权威专家现场解读 FCC 新规定，并从整个产业链上介绍与智能家电及消费电子相关的国际标准及法律法规，现场与中国企业面对面交流，提供直接辅导。展会活动对于智能家电出口企业进一步掌握相关国际产品标准、更好地适应国际市场需求、更广泛地开拓国际市场具有重要意义。



2016年贵州省展览业发展报告

2016年以来,贵州省紧紧围绕经济建设和社会发展目标,通过争取国家部委、行业协会支持,整合各部门资源,成功举办了2016年第六届中国(贵州)国际酒类博览会、2016贵阳国际大数据产业博览会等品牌展览会;同时,进一步加大了招会引展工作力度,吸引了一大批有品质的成熟展览会落户贵阳,如2016年中国医学装备协会第二十五届学术与技术交流年会暨中国医学装备发展高峰论坛、2016亚太经济领袖论坛暨(贵阳)国际电商峰会、“新能源、新技术、新材料、新金融”汽车博览会等国内国际知名会展项目。

一、展览会数量与类型

全年共举办展览会190个。其中,贵阳市146个,其余地区合计44个。主要类型为:房地产、建材类29个,占15.3%;纺织、服装、服饰类36个,占18.9%;轻工商品、工艺品、旅游、婚庆礼仪类38个,占20%;人才、创业、文化类26个,占13.7%;医药类8个,占4.2%;工业类1个,占0.5%;家具、木工机械类16个,占8.4%;农业、渔业类15个,占7.9%;汽车、船舶类19个,占10%;珠宝首饰类2个,占1%。

表1:2016年贵州省展览会地区分布

序号	市(州)名称	数量(个)
1	贵阳市	146
2	遵义市	8
3	安顺市	4
4	毕节市	1
5	铜仁市	5
6	六盘水市	3
7	黔东南州	7
8	黔西南州	8
9	黔南州	3
10	贵安新区	5
合计		190

表2:2016年贵州省展览会行业类型分布

序号	展览会类型	数量(个)
1	房地产/建材	29
2	纺织/服装/服饰	36
3	轻工商品/工艺品/旅游/婚庆礼仪	38
4	人才/创业/文化	26
5	医药	8
6	工业	1
7	家具/木工机械	16
8	农业/渔业	15
9	汽车/船舶	19
10	珠宝首饰	2
10大类合计		190
10大类占全部展览的比例(%)		100

二、展览会规模

2016年,贵州省共举办各类会展活动约190个(场),展览面积168万平方米,观展人数466万人次,展览会活动实现直接经济效益14亿元,综合经济效益105亿元。展览会规模呈两极变化。

表3:2016年贵州省展览会规模分布

展览会规模(平方米)	数量(个)	所占比例
10000以上	32	16.8%
8000-10000	40	21.1%
5000-8000	52	27.4%
5000以下	66	34.7%

表 4：2016 年贵州省规模展览会分布

序号	展会名称	展览面积 (平方米)
1	2016 年第六届中国(贵州)国际酒类博览会	72000
2	贵州绿色博览会·大健康医药产业博览会	71974
3	2016 第六届贵阳汽车文化节	71622
4	2016 贵阳国际大数据产业博览会	68002
5	第六届贵阳国际汽车展览会	67994
6	2016 第二届贵州(安顺)国际石材博览会	60000
7	2016 贵阳房地产交易展示会	38994
8	2016 贵州汽车博览会	38612
9	贵州·贵阳国际家具博览会	34612
10	2016 中国·贵阳国际特色农产品交易会	20022
11	中国(贵州)国际民间工艺品博览会	18000

三、场馆分布

贵州省近年来不断加强展览场馆建设,分别在贵阳、遵义、凯里、兴义、都匀建设展馆,建筑面积约计 47 万平米。其中,贵阳 6 个、遵义、凯里、兴义、都匀各 1 个。贵阳国际会展中心、多彩贵州城、贵州省体育馆、贵阳老客车站展馆是主要办展展馆,承接展览会数量占 71.6%,展览面积占 79.3%;其他展馆承接展览会数量占 28.4%,展览面积占 20.7%。

表 5：贵州省 2016 年承接展览会分布

展馆	展览会数量 (个)	展览会总面积 (万平方米)
贵阳国际会展中心	72	78.8
多彩贵州城	28	33.6
贵州省体育馆	20	12.3
贵阳老客车站展馆	16	8.6
贵安东盟教育交流周国际会议中心	1	1.5
遵义国际会议展览中心	2	7
凯里民族风情园会展中心	4	5.2
兴义富康国际会展中心	8	2
都匀老火车站广场	1	1.5
其他展馆	28	17.5

四、主要特点

1、政府对展览业高度重视与认可

高层次、高规格领导和嘉宾出席贵阳国际大数据产业博览会、生态文明贵阳论坛、第六届中国(贵州)国际酒类博览会等活动,说明国家对贵州展览业发展的高度重视和认可,极大地提升了贵州省品牌展会的影响力。展览会已成为具有贵州风格、中国特色、世界水平的重要平台,树立了“走遍大地神州、醉美多彩贵州”、“开放的贵州、奋进的贵州、创新的贵州”全新形象。

2、政策落实到位、办展环境进一步优化

2016 年 2 月,贵州获批建设首个国家级大数据综合试验区;2016 年 8 月 15 日,国务院批复同意设立



贵州内陆开放型经济试验区；几天后，贵州又与福建、江西一同被确定为首批国家生态文明试验区。三大“国字号”试验区将是贵州在“十三五”发展中的新起点，更是贵州省展览业发展的新机遇。为适应展览业发展需要，贵州省各市（州）相继出台了《关于促进展览业发展的若干意见》、《支持展览业发展专项资金使用管理暂行办法》、《展览业管理暂行办法》等文件。政策实施后，相关配套资金当年兑现，极大地刺激了展览公司的积极性，在金融危机影响尚未消除的情况下，提振了信心。同时，展览会审批流程进一步简化，同题材展览会竞争的现象进一步减少。

3、展览项目与产业融合发展较好

2016年，贵州省积极引导和推动会展项目与产业融合发展，加快培育具有“品牌化、国际化、专业化”特点的贵州品牌展览会，并使之成为展现贵州省产业优势的靓丽名片。其中，以生态文明为主题的国家级论坛“生态文明贵阳国际论坛”和以酒类为主的国家级专业展览会“中国（贵州）国际酒类博览会”已成功举办多届，并已打响品牌；以大数据为主题的2016年中国大数据产业峰会暨中国电子商务创新发展峰会已连续成功举办两届，今年也成功升格为国家级，获得业界高度认同。

4、展览相关企业的经营与管理日益科学化

以贵阳国际会展中心为代表的展馆经营与管理水平日益科学化。贵州国际酒类博览会股份有限公司、贵州尚格会展服务有限公司等一批专业的会展公司逐渐成长起来，专业化能力越来越强，为贵州省展览业发展提供了强有力的支撑。

5、会展教育成为关注点，扩张速度快

贵州大学、贵州财经大学、贵州省商学院等高校均开设了会展专业，同时原有专业在2016年也不同程度的扩大了招生规模。

2016年广西展览业发展报告

2016年，广西紧紧围绕经济建设和社会发展目标，认真开展展览业发展工作。广西的会展产业主要集中在南宁市、桂林市、柳州市这三个城市。这三个城市2016年展览业发展情况如下：

一、展览会数量与类型

广西全年共举办展会105个。其中南宁54个，桂林31个，柳州15个，玉林2个，梧州1个，防城港1个，北海1个。

表1：南宁国际会展中心2016年举办的展览会

序号	展会时间	展会名称
1	1月1-3日	2016年南宁吃货节
2	1月21日-2月5日	2016年第四届迎春年货博览会
3	2月13-14日	2016月邪动漫冬季盛典
4	3月12日	2016春季全区人才招聘会
5	3月11-13日	第26届北部湾医疗器械、保健康复及工艺产品(广西)博览会
6	3月18-20日	2016年第十届广西国际糖业技术设备展示交流会
7	3月25-27日	2016年第十七届广西广告LED及印刷包装机械展览会 2016年广西办公打印耗材展览会
8	4月30日-5月2日	2016年广西(南宁)房地产博览会
9	4月30日-5月2日	2016广西(南宁)房地产博览会家装建材展
10	5月26-28日	2016第10届中国广西电动车及新能源电动汽车展览交易会
11	6月16-19日	2016年第五届中国·东盟南宁汽车文化节
12	6月17-19日	2016南宁惠食节
13	6月23-25日	广西农业投资项目推介洽谈会暨第二届农业科技成果展示对接会
14	6月25-26日	广西2016年普通高校招生咨询会
15	7月1-3日	2016广西国际社会公共安全暨金融安全产品博览会
16	7月8-10日	第20届南宁国际学生用品交易会
17	7月29-31日	2016广西糖酒餐饮美食博览会暨三农产品交易会
18	7月30-31日	月邪动漫夏季盛典
19	8月12-14日	2016正创南宁钓鱼用品展览会
20	8月18-20日	2016广西重汽配件暨微型车配件全国交易会
21	9月23-25日	2016尚格广西(秋季)汽车交易会
22	9月11-14日	中国—东盟博览会
23	10月12-13日	2016第14届南方农资博览会暨第7届南方节水灌溉展览会
24	10月30-11月1日	首届广西新能源汽车电动车博览会
25	11月4-8日	第6届中国(南宁)国际茶产业博览会暨紫砂、陶瓷、红木、茶具用品展
26	11月10-12日	第六届全国测绘地理信息技术装备展览会暨全国测绘地理信息博览会
27	11月19-21日	第71届中国教育装备展示会
28	11月24-28日	2016年广西老龄产业博览会及北部湾康复医学、用品器械展览会
29	12月2-5日	2016中国—东盟博览会林木展



30	12月2-6日	2015 第八届中国·东盟(南宁)国际汽车博览会
31	12月2-6日	2016 南宁国际亚洲邮展
32	12月23-25日	2016 广西商品交易会

表 2: 南宁华南城会展中心 2016 年举办的展览会

序号	时间	活动名称
1	1月22 - 2月5日	2016 年首届广西年货购物嘉年华
2	4月9 - 17日	“三月三·赶大圩”——第二届广西民俗文化商贸节 2016 年华南城春茗会
3	5月1-3日	第九届广西(南宁)春茶节
4	5月1-3日	2016 年广西南宁汽车博览会
5	7月16 - 24日	华南城啤酒音乐节
6	9月9 - 15日	2016 年(南宁)东南亚国际旅游美食节
7	9月11 - 14日	第 13 届中国—东盟博览会轻工展
8	9月30 - 10月3日	第二届亚洲家居(南宁)博览会
9	10月	第二届江南区平话旅游节
10	11月	“双十一·欢乐购”——华南城购物节

表 3: 广西展览馆 2016 年举办的展览会

序号	时间	活动名称
1	1月8-10日	第 25 届广西科技活动周
2	1月16-2月4日	广西展览馆年货会
3	2月27-28日	齐家网家居展
4	3月4-6日	台铃电动车展
5	3月10-4月2日	2016 苏杭丝绸时尚服装博览会
6	3月24-27日	齐家网家装建材展
7	5月13-15日	台铃电动车展
8	6月3-5日	广西第 12 届装饰文化节
9	6月18-19日	广西互联网+文化博览会
10	8月12-14日	第 26 届南宁渔具会
11	9月11日	13 届中国—东盟博览会农业展
12	10月15-23日	2016 第四届广西百乡镇名特优产品展览会

表 4: 桂林市国际会展中心 2016 年举办的展览会

序号	展会时间	展会名称
1	1月10-28日	2016 迎新春购物节
2	3月5日	桂林市第六届公益性人才交流大会 暨大中专技校毕业生“双向选择”洽谈会
3	3月26日	大阅兵建材博览会
4	3月18-19日	春季汽车博览会
5	3月30-4月3日	红木展
6	4月29-5月22日	杭州丝绸展
7	5月1-3日	五·一汽车博览会节

8	5月12-15日	电商论坛暨网购节
9	6月9-10日	桂林动漫文化节
10	6月9-11日	端午广场汽车展
11	6月18日	桂聘人才会
12	6月下旬	大阅兵建材博览会
13	7月上旬	汽车TV团购
14	7月29-31日	2016 这个夏天我与房、车、婚有个约会
15	8月6-7日	桂林夏季汽车交易会暨婚庆博览会
16	8月20日	农行购车分期活动
17	8月27-28日	艾玛电动车展
18	9月13-17日	进口商品交易会
19	9月中旬	建材大阅兵
20	10月1日	2016 秋季桂林房车节
21	10月20-22日	2016 中国 - 东盟博览会旅游展
22	10月中下旬	2016 (第十届) 西部名城汽车巡展桂林站
23	10月21-30日	2016 桂林国际山水文化旅游节暨首届国际美食文化节
24	10月29-30日	第二届桂林动漫文化节
25	11月19-21日	第四届中国 (桂林) 国际健康养生服务产业创新发展高端论坛
26	11月中旬	广西 2016 新能源汽车推广暨第五届节能减排新产品新技术展示会
27	11月中下旬	服装博览会
28	11月25-28日	红木展
29	12月9-13日	广西名特优农产品交易会
30	12月下旬	建材大阅兵
31	12月下旬	桂林汽车博览会

表 5: 柳州市国际会展中心 2016 年举办的展览会

序号	展会时间	展会名称
1	2月19日	南国今报·柳东新区“送春风”大型招聘会
2	3月11-13日	柳州广播电视台 2016 (春季) 家用汽车展销会
3	3月19-20日	2016 农行柳州分行首届汽车团购会
4	4月9日	2016 中国 (柳州) 演出交易会
5	4月22-24日	2016 中国·柳州住宅产业博览会
6	4月30-5月2日	南国今报五一车展
7	6月8-11日	2016 龙城端午大圩日
8	7月23日	2016 柳州创客文化节
9	7月29-31日	南国今报第十五届汽车交易会
10	8月5-7日	首届柳州广电婚恋节
11	9月13-18日	第六届中国 - 东盟 (柳州) 汽车工业博览会
12	10月9-10日	粤桂黔高铁经济带工业博览会
13	10月21-23日	第六届中国 - 东盟 (柳州) 汽车工业博览会零部件展
14	11月24-27日	南国今报第十六届汽车交易会及赶圩会
15	12月10-12日	2016 中国甘蔗机械化博览会



二、展览会规模

全年展出面积 120 万平方米。2016 年展会规模在 5 万平方米以上的 2 个，1 万平方米以上的占 40%，5000-8000 平方米的占 40%，5000 平方米以下的占 20%。总体上来看，成熟的展会继续保持或扩大规模，规模不大的展会所占份额仍然不小，扩大展会规模任重道远。

三、场馆分布

近年来，广西展馆面积大幅增加。南宁国际会展中心、桂林会展中心、广西展览馆、广西民族宫和广西科技馆等会展设施总面积达到 20 万平方米。2016 年，南宁国际会展中心完成扩建工程，并于 9 月启用。改扩建后，该中心在整体结构、配套设施和功能设定方面在国内展馆中处于领先地位。

四、主要特点

1、“中国-东盟自贸区升级版”带来发展机遇

中国-东盟自由贸易区内，有将近 17 亿的人口、近 2 万亿美元的国内生产总值、近 1.2 万亿美元的贸易总额，这些数字给广西发展区域经济孕育了极大的机会，为广西会展平台的发展提供良好的条件。在建设 21 世纪“海上丝绸之路”、大力推进沿边开放开发、打造中国-东盟自贸区升级版的重大机遇，落实“双核驱动”、“三区统筹”的发展布局，实现“两个建成”目标的关键阶段，广西经济发展将踏上新的台阶，广西会展经济将遇到千载难逢的大发展机会。

2、资源条件奠定发展基础

广西属亚热带季风区，阳光充足，雨量充沛，全年气候温和，“草经冬而不枯，花非春而常放”，一直以来有“北会南开”的说法，桂林、南宁、北海等城市举办会议的优越环境条件，在全国独树一帜，全年任何时候都适合开会。丰富的资源与产业，为开展展会题材提供了有力的支持，为会展经济的发展奠定了深厚的资源基础。

3、逐步加展会业与优势产业的结合将成为发展方向

广西经济发展在全国排位相对靠后。改革开放 30 多年来，广西培育并初步形成以制糖、有色、冶金、电力、汽车、机械、建材、食品、医药等为主的一批优势产业，具备与国内外企业开展产业合作的良好基础。会展业的发展将致力于服务优势产业，在这些领域形成品牌展会，实现会展业与优势产业互促发展的良性循环。

2016 年内蒙古自治区展览业发展报告

2016 年，紧紧围绕国家“一带一路”和自治区“向北开放”的发展战略和政策举措，内蒙古自治区主动作为，开拓创新，丰富展会贸易投资内涵，积极打造品牌展会，扩大对外交流合作，着力拓展展览活动新局面。

一、展览会数量与类型

2016 年举办重大展会 7 个。组织率团出访人员 130 人、参展参会企业 1900 余家，展出面积 10.2 万平方米，观展人次约 112 万，销售及签定合同额约 39 亿元。

表 1：2016 年内蒙古自治区重大展会情况

序号	展会名称	签约金额
1	2016 第二届内蒙古台湾名品博览会	4.2 亿元
2	2016 乌兰巴托·中国内蒙古商品展览会	签约 1.7 亿元
3	2016 俄罗斯布里亚特·中俄蒙商品展览会	合作意向 3180 万元
4	第二届呼和浩特年货博览会	4.5 亿元
5	中国（海拉尔）第十二届中俄蒙经贸展览会 暨 2016 中国·柳州住宅产业博览会	现场交易额 1.18 亿元
6	2016 中国国际机械建材展览会	意向金额 26.6 亿元
7	2016 年内蒙古兴安盟·中蒙国际绿色有机产品博览会	签约金额 5300 万元
8	2016·中国二连浩特中蒙俄经贸合作洽谈会	——

1、2016 第二届内蒙古台湾名品博览会

该展会 6 月 9 日至 13 日在内蒙古国际会展中心举办。展览规模 2 万平方米，330 家台湾优良厂商参展，设 550 个展位，设立 5 大形象馆及 9 个产业区，观展人次超过 11 万，促成 4.2 亿元商机。

2、2016 乌兰巴托·中国内蒙古商品展览会

该展会 8 月 12 日至 15 日在蒙古国乌兰巴托市举办，共有 61 家企业设 70 个展位参展参会，实现签约项目 12 个，签约 1.7 亿元。自治区党政代表团拜会了中国驻蒙古国大使馆，举行开幕式活动，举办了“中俄蒙企业合作推介会”、“中国兴安盟投资贸易洽谈会”、“中蒙国际信息服务推介会”，积极开展与蒙方高层交往和友好交流。

3、2016 俄罗斯布里亚特·中俄蒙商品展览会

该展会 10 月 9 日至 12 日在俄罗斯布里亚特共和国首府乌兰乌德市举办，共组织中俄蒙 60 家企业设 80 个展位参展参会，内蒙古自治区六家公司与俄方公司合作意向协议 3180 万元。自治区经贸代表团拜访中国驻俄罗斯伊尔库茨克总领馆，举办展览会开幕式、组织召开中俄蒙经贸洽谈会、组织中俄蒙工商界召开三方产能合作座谈会等有关活动。



4、第二届呼和浩特年货博览会

该展会1月22日至2月12日在内蒙古国际会展中心举办。来自全国各省市及蒙古国、俄罗斯、韩国和台湾等国家和地区的600家企业参展参会，设五大展区800个展位，展出面积达2万平方米，观众达72万人次，总成交额达到4.5亿元，较首届增长一倍多。

5、中国（海拉尔）第十二届中俄蒙经贸展览会暨2016中国国际机械建材展览会

该展会6月26日至28日在海拉尔举办，410家国内外企业参展参会，展会设立5个室内展馆，室内外展区面积共计2.47万平方米，观展人次超9万人次，现场交易额达到1.18亿元，达成合作意向金额26.6亿元。

6、2016年内蒙古兴安盟·中蒙国际绿色有机产品博览会

该展会5月27日至29日在乌兰浩特市举办，此次博览会参展人次20万，实现销售额447万元。展销会场地面积约为1.1万平方米，共设置展位136个（其中，蒙古国企业93家，兴安盟企业43家）。展会期间，组织了“中蒙投资贸易洽谈对接会”，投洽会上有145家企业参加对接（其中，中方企业55家，蒙方90家），涉及农业、牧业、食品进口等多个行业。现场实现签约项目6个，意向性签约2个，实现签约金额5300万元。

7、2016·中国二连浩特中蒙俄经贸合作洽谈会

该展会9月2日至6日在二连浩特市举办，展会设立展位430余个，展出面积2.16万平方米，国内外参展企业400余家，是二连浩特举办“二洽会”以来投入最高、规模最大，国内外企业参与最多、各地参与范围最广的一次盛会。

二、主要特点

1、紧紧围绕国家“一带一路”和自治区“向北开放”发展战略组织展览，开展贸易促进活动

按照国家实施“一带一路”战略和自治区的“向北开放”发展思路，积极打造国内外企业信息交流、投资洽谈、商品展示、项目对接为一体的经贸合作平台，全方位服务中俄蒙及东北亚区域经济合作交流。

一是在连续参加十一届“乌兰巴托中国商品展览暨投资贸易洽谈会”基础上，申请和办理了审批手续，首次单独在蒙古国主办“内蒙古商品展览会”，旨在落实“十三五”开局之年携手打造“中俄蒙经济走廊”的目标，发挥自治区在蒙古国办展的独特优势；推动“中蒙博览会”双向互动，推动各领域务实合作，努力实现互利共赢发展；为各盟市政府、企业与蒙古国开展经贸交流合作搭建平台和载体，提升企业外向型经济意识。二是首次与俄罗斯布里亚特工商会在乌兰乌德市合作举办“中俄蒙商品展览会”，也是自治区在俄罗斯布里亚特首次举办的展洽活动，旨在推动中俄蒙三国经贸合作机制“中俄蒙工商论坛”务实合作延伸，也是落实向北开放战略的一次重要探索，为两国开展经贸交流合作积极搭建平台，努力实现互利共赢发展，推动在经贸方面取得新的成就。三是中国（海拉尔）第十二届中俄蒙经贸展览会暨2016中国国际

机械建材展览会取得成功，是内蒙古向北开放的亮点，也是国家“一带一路”建设的一个强有力的支点。海拉尔中俄蒙展会历时12年，经历了从无到有，不断发展的辉煌历程。在新的历史条件下，继续创新发展，不断探索，努力将海拉尔展会打造成祖国北疆亮丽的品牌展会。以上展会举办，对于贯彻落实国家“一带一路”、“向北开放”发展战略、与俄罗斯“跨欧亚发展带”、蒙古国“草原之路”有机结合，起到了重要的推动作用。

2、紧紧围绕服务企业宗旨意识，加快引领企业“走出去”和“请进来”

一是加快引领企业“走出去”，主要带领企业向俄蒙方向开拓市场。今年以来，在蒙古国、俄罗斯布里亚特分别举办“内蒙古商品展览会”和“中俄蒙商品展览会”，对区内企业参展给予了极大的优惠条件，从展会组织、宣传、策划、展位布置等方面，提供了资金和人力保障，充分调动了区内企业参展参会的积极性，取得了良好效果。二是采取“请进来”办法，开展双边贸易合作。主要组织或支持“台湾名品博览会”、“二洽会”、“海拉尔中俄蒙展览会”、“兴安盟中蒙绿博会”等活动，积极给予境外来展企业提供资金和政策支持，为自治区经贸交流搭建了重要平台，促进与境外企业深度合作交流，实现双方优势互补，推动经济贸易、旅游文化等常态化合作，共创经济互利共赢。



2016年宁夏回族自治区展览业发展报告

2016年以来,宁夏回族自治区在2015中阿博览会和第十二届中国会展经济论坛(CEFCO2017)成功举办的基础上,深入贯彻《国务院关于进一步促进展览业改革发展的若干意见》(国发〔2015〕15号)精神,坚持打牢产业基础、提升产业水准的发展思路,以人才培养和经费扶持为重点,从政策层面引导产业良性升级,有效提升了全区会展业,特别是展览业的发展水平。

一、展览会数量与类型

2016年,自治区共举办各类展会126项。其中按活动类型划分,会议39项,展览87项;按举办城市划分,银川市共举办91项(会议36项,展览55项),石嘴山市共举办12项(会议2项,展览10项),吴忠市举办展览20项,固原市共举办3项(会议1项,展览2项)。

以上数据显示:宁夏会展业发展仍以首府银川为重点(银川市举办的展会活动占比72.2%,与2015年基本持平,其中展览活动占全区比重为63.2%,较2015年增长22%,会议活动占全区比重为92.3%,较2015年增长7%),石嘴山、吴忠两市展会数量基本与2015年持平,固原市发展相对迟缓,中卫市会展业市场比较低迷。

从展会类型划分。在全区统计在册的87项展览会中,房地产、建材8个,占9%;汽车类6个,占7%;服饰、家纺、家居类13个,占15%,医疗、养老类4个,占4.5%;人才、文化艺术、文化教育类12个,占14%;农业技术、装备技术类4个,占4.5%;珠宝玉石类4个,占4.5%,食品、综合商品类17个,占20%,休闲、文体、旅游、婚庆类11个,占12.5%,电商、信息技术4个,占4.5%,其他类4个,占4.5%。

二、展览会规模

2016年,宁夏全区展出面积共94.2万平方米,共设展位约24400个,其中境外参展展位约600个,占2.5%。共有约1.7万家企业参展,其中境外参展企业约500家,占2.9%。到会参展商约7.5万人次,其中境外参展商约

表1:2016年宁夏展览会行业类型分布

序号	展览会类型	数量(个)
1	房地产	8
2	汽车	6
3	服饰、家纺、家居	13
4	医疗、养老	4
5	人才、文化艺术、文化教育	12
6	农业技术、装备技术	2
7	珠宝玉石	4
8	食品、综合商品	17
9	休闲、文体、旅游、婚庆	11
10	电商、信息技术	4
10大类合计		83
10大类占全部展览比例		95.5

表2:2016年展览会规模分布

展览会规模(平方米)	数量(个)	所占比例
10000以上	25	29%
8000-10000	6	7%
5000-8000	21	24%
5000以下	35	40%

0.1 万人次，占 1.3%。全年展会观众约 233 万人次。

展会规模在 1 万平方米以上的占 29%，8000-10000 平方米的占 7%，5000-8000 平方米的占 24%，5000 平方米以下的占 40%。已初具品牌效应的成熟展会和策划引进的新展会成为大规模展会的主体，但一些区内持续较久的展会因各种原因呈现规模缩减的情况，展会的品牌持续性差、同质化竞争激烈、规模型展会淘汰率较高、中小型和消费类展会仍然占据较大比例的情况也反映了全区会展业发展受经济因素影响明显的特征。

表 3：2016 年规模展会情况

序号	展会名称	展览面积（平方米）
1	2016 中国宁夏广告标识产业博览会	10000
2	2016 中国银川“一带一路”旅游休闲博览会	10000
3	第六届中国银川渔具展	12000
4	2016 中国银川珠宝玉石文化产业博览会	10000
5	2016 中阿博览会 - 中国（宁夏）国际节水展览会	10000
6	中国（国际）智能工厂技术与设备展览会	20000
7	首届中国（宁夏）国际旅游博览会	30000
8	2016 第二届信息化应用国际展	10000
9	2016 中国宁夏糖酒商品博览会暨水产品交易会	10000
10	2016 中国·银川国际汽车博览会	70000
11	2016 银川双 11 车展	30000
12	2016 第二届中阿国际茶博会暨地方特色产品展	35000
13	2016 银川阅海湾对外文化交流活动 - 韩国国际民俗风情旅游节	10000
14	2016 中国文化馆年会暨银川“一带一路”特色文化产品博览会	23000
15	第七届中国西部（银川）房车博览会	50000
16	第九届银川（国际）汽车博览会	70000
17	2016 第一届银川双年展	10000
18	2016 中国国际造纸和装备博览会暨全国纸张订货交易会	10000
19	第二届糖果干货节	20000
20	第三届糖果干货节	20000
21	2016 中国（宁夏）现代农业科技成果展	30000
22	2016（首届）中国·银川“一带一路”沿线国际商品交易会	12000
23	2016（第二届）宁夏互联网+产业博览会暨网货购物节	10000
24	2016 3·15 万博汽修汽配城汽车展销会	15000
25	第二届万博国际汽车博览会	20000

三、场馆分布

2016 年，宁夏各专业展馆承接展会比例为：银川国际会展中心承接展会数量占 57%，展会面积占 35%；农博园展馆承接展会数量占 4.5%，展会面积占 9.3%。

表 4：2016 年专业场馆承接展会情况

展馆	展会数量（个）	展览会总面积所占比重
银川国际会展中心	50	35%
农博园展馆	4	9.3%



四、主要特点

1. 优化政策环境

2015年《国务院关于进一步促进展览业改革发展的若干意见》(国发〔2015〕15号)下发后,宁夏回族自治区政府高度重视,立即责成宁夏回族自治区博览局牵头,制订下发了《关于加快发展会展业的实施意见》(宁政办发〔2015〕157号),决定每年拿出2000万专项资金用于扶持和鼓励会展业发展,2016年由自治区财政厅、博览局联合下发了《宁夏回族自治区会展业发展专项资金管理办法(暂行)》(宁财(企)发〔2016〕739号)进一步明确了专项资金的使用标准和实施办法,有效调动了全区会展业的积极性。

2. 强化人才建设

2015年12月起,宁夏回族自治区人才办正式对宁夏会展经济人才培养计划立项,下拨专项资金用于组织会展行业培训工作。2016年12月,由中国国际贸易促进委员会(中国国际商会)培训中心和宁夏回族自治区博览局联合举办的2016年度展览从业能力培训(宁夏)班和2016年度展览管理高级研修(宁夏)班如期举办,来自全区会展行业及相关机构共200名学员参加了两个班的培训。培训期间,来自国内外的19位会展业界高管、专家进行了22场精彩授课,有效提高了参训学员的从业能力水平和行业理论知识,取得了良好的效果。经自治区博览局与贸促会培训中心协调,决定将该培训机制化,并初步定于每年的第四季度在宁举办。

3. 鼓励行业联动发展

针对宁夏会展业起步较晚、经济基础薄弱、专业化程度低等问题,宁夏在发展会展业思路,注重引导产业联动发展。一是出台一系列配套鼓励扶持政策,拓展会展产业发展空间,吸引了西麦克、北辰集团、北京威视、北京凯旋等一大批国内一线会展企业在宁设立分支机构,引领和带动区内会展企业发展;二是发挥首府银川市会展业的辐射和带动作用,在银川策划和引进国内优质品牌展会,不断将新的办展理念、思路和模式引入宁夏会展市场,进而带动区内其他地市的会展行业去学习、借鉴;三是鼓励和引导区内少数实力相对较强、专业化水平相对较高的会展企业针对区内已有的成熟展会进行二次品牌开发,通过少数优质展会的引领,调动区内企业的参与积极性;四是鼓励和完善会展产业链,区内会展特装、设计、搭建企业逐渐扩大了市场份额,改变了过去区内展会全部由区外企业设计施工的产业“短板”。

2016年黑龙江省展览业发展报告

2016年以来，黑龙江省紧紧围绕经济建设和社会发展目标，认真研究后危机时代会展经济发展趋势，积极推进展览业市场化进程，坚持专业化、国际化、品牌化、信息化方向，加快展览业转型升级，力争抓住机遇、整合资源、形成合力。

一、展览会数量与类型

全年共举办展会64个。其中：房地产、建材类2个，占3.1%；纺织、服装服饰类2个，占3.1%；轻工商品、工艺品、艺术品、旅游、婚庆礼仪类4个，占6.3%；人才、创业、文化类2个，占3.1%；医疗类1个，占1.6%；工业类1个，占1.6%；家具、木工机械类7个，占10.9%；农业、渔业类9个，占14.1%；汽车、船舶类11个，占17.2%；电子信息、软件类1个，占1.6%；综合类7个，占10.9%；其他类17个，占26.6%。

表 1：2016年黑龙江省展览会行业类型分布

序号	展览会类型	数量（个）
1	房地产/建材	2
2	纺织/服装/服饰	2
3	轻工商品/工艺品/旅游/婚庆礼仪	4
4	人才/创业/文化	2
5	医药	1
6	工业	1
7	家具/木工机械	7
8	农业/渔业	9
9	汽车/船舶	11
10	电子信息、软件	1
10 大类合计		40
10 大类占全部展览的比例（%）		62.5

二、展览会规模

全年展出面积155.29万平方米，共设展位66802个，48639家企业参展，到会参展商125497人（次）。2016年展会规模在1万平方米以上的占73%，5000-10000平方米的占13%，5000平方米以下的占14%。

表 2：2016年展览会规模分布

展览会规模（平方米）	数量（个）	所占比例
10000 以上	47	73%
5000-10000	8	13%
5000 以下	9	14%

表 3：2016年规模展会情况

序号	展会名称	展览面积（平方米）
1	第四届中国国际新材料产业博览会暨第二十七届哈尔滨国际经济贸易洽谈会	86000
2	第四届黑龙江国际绿色有机食品产业博览会暨哈尔滨世界农业博览会	68000
3	第四届中国国际口岸贸易博览会	35000
4	哈尔滨寒地博览会	35000
5	哈尔滨家居、装饰材料产品交易会（家博会）	34000
6	哈尔滨春季百姓购车周	50000
7	哈尔滨家具博览会	35000



8	2016 第四届中国(东北亚)森博会	47000
9	全国摩托车、三轮车配件博览会	50000
10	第十三届哈尔滨国际车展	100000
11	黑龙江家具及木工机械博览会	50000

三、场馆分布

2016年,哈尔滨国际会展体育中心承接展会数量占63%,展会面积占76%;黑龙江省内其他展馆承接展会数量占37%,展会面积占24%。

表4: 2016年各场馆承接展会情况

展馆	展览会数量(个)	展览会总面积(万平方米)
哈尔滨国际会展体育中心	40	118
哈尔滨华南城	7	9.5
绥芬河市综合保税区国际名品展示中心	1	3.5
鸡西义乌国际商贸城	1	1.5
鸡西市文化广场	1	2
牡丹江市国际会展中心	3	5.2
牡丹江现代艺术馆	1	2.3
东宁宝玉石城	1	2.6
大庆百湖影视会展中心	2	0.72
大庆北方汽配城	1	3.27
齐齐哈尔市会展中心	1	2
伊春汇源国际会展中心	1	4.7

2016年广东省展览业发展报告

2016年，广东省展览业发展呈现以下特征：

1、展览业持续稳步增长

2016年，广东省展览业保持持续健康发展的良好势头，展览业规模不断扩大，经济效益继续攀升，场馆及配套设施建设日趋完善。据不完全统计及预估，2016年广东省主要展览城市的展览数量与展览面积分别比上年增长5.34%、0.98%，实现展览数量与展览面积的双增长。

2、展览行业发展更规范

广东省各大展览城市出台政策持续加大对于展览业的扶持力度。在广州市政协十二届五次会议上，提出《聚集琶洲全产业链资源，以新机制打造新动力源》的提案，被评选为2016年重点提案，由广州市人民政府市长督办。广东省商务厅、广东省贸促会等从政策、资金等方面支持广东相关会展协会建设会展平台，整合广东省展览业资源，为广东省展览企业发布信息等，有效地将政府、协会、企业、高校资源实现对接，促进广东省展览业健康、有序发展。

3、展馆建设规模扩大

广东省展览场馆建设一直处于全国的领先地位。2016年，潭洲国际会展中心一期建成，深圳新会展中心奠基，广东展馆规模逐步增大。此外，广东省展馆实行错位发展，潭洲国际会展中心投入使用后将瞄准国内专业性工业博览会的市场空白。

4、会展企业上市进程加快

会展企业上市成为近两年的一个趋势。上市对企业品牌传播效应有巨大的帮助，增加了企业的融资渠道，使公司治理结构更加完善。7月27日，广州西码展览股份有限公司（证券简称：西码股份，证券代码：838185）在全国中小企业股份转让系统（新三板）挂牌成功。

5、品牌展继续发力

2016年，广东省展览业品牌展会持续增长，行业影响力增加，展览会效益稳步提升。第120届广交会累计出口成交1873.01亿元人民币，广交会的境外采购商到会数量恢复性增长，成交额呈初步回稳态势。第十八届中国国际高新技术成果交易会（深圳高交会）参展国家和外国团组数量、全球首发的新产品数量均创历届之最。

2016年澳门展览业发展报告

2016年,澳门特别行政区政府继续以整合资源、提升服务为主要目标,开展各项会展工作,包括继续有效实施各项会展业扶助计划并简化申请流程、培育本地品牌展会、积极引进并支持从外地引入的大型展会、深化会展业区域合作等,推动澳门会展业健康持续发展。

一、展览会数量与类型

2016年前三季度,在澳门特别行政区举办的会展活动共计905项,与会及入场人数共计121.5万人次。其中会议843项,较上年增加16项,与会者数目较上年增加37.7%,达到10.6万人次;展览39项,较上年减少16项;入场人数共107.8万人次,较上年减少32.9%;奖励活动23项,共吸引了3.1万人次参与。

二、展览会规模

2016年前三季度,展览摊位共计5496个,参展商及专业观众分别有3137个及6.5万人次,其中参与非政府机构主办展览会的参展商及专业观众分别有1964个及5.9万人次。2016年前三季度,非政府机构主办展会规模在3500平方米以上的占比26.5%,3500平方米以下的占比73.5%。据统计,非政府机构主办的34项展会,其入场人数(92.2万人次)占总数的85.5%。

受访参展商收支方面,2016年前三季度所收集的38项展览主办机构资料显示,展会有关收入为8356万澳门元,有关支出为1.17亿澳门元,当中33项非政府机构主办的展览收入为8000万澳门元,支出为5952万澳门元。从数据可见,澳门特别行政区政府推动会展业发展市场化的政策初见成效。

三、场馆分布

澳门拥有世界级大型国际会议展览场地,可以满足不同类型活动的需要。2016年,澳门的会展场所共9个(公营占2个),连同其他酒店提供的中小型会议场地,会展场地总面积约19万平方米。

表1: 2016年展览会规模分布

展览会规模	数量	所占比例
政府主办	5	12.8%
非政府机构主办	34	87.2%
< 3500平方米	25	73.5%
≥ 3500平方米	9	26.5%

四、主要特点

1、澳门特别行政区政府首个五年规划助力会展业发展

实现经济适度多元发展,是澳门可持续发展的必由之路。目前,澳门致力打造“一中心、一平台”,并通过发挥自身独特优势,积极融入区域合作,抓住国家“十三五”规

表2: 2016年主要会展场馆分布

展馆	展览会总面积(平方米)
澳门东亚运动会体育馆	5772
澳门综艺馆	1073
澳门威尼斯人	75000
澳门会展中心	5090
澳门旅游塔会展娱乐中心	4420
澳门渔人码头	3988

划等重大机遇。澳门特别行政区政府在 2016 年 9 月发布了首个五年规划《澳门特别行政区五年发展规划（2016-2020 年）》。“规划”指出，从构建大旅游、大休闲产业出发，深化旅游业与酒店、会展、商贸等行业的互动、互补、共同发展，形成旅游休闲大业态，推动经济适度多元，为会展业带来稳固的发展基础。

2、政府高度参与

澳门特别行政区政府参与主办展会，其主要体现是“澳门国际环保合作发展论坛及展览”（MIECF）。MIECF 由澳门特别行政区政府主办，并获多个国家部委鼎力支持，至 2016 年已举行至第九届，历来九个泛珠省 / 区政府及香港特别行政区政府主要领导多次参展并到现场主礼，把 MIECF 作为年度工作的一项重点，保证了 MIECF 的成效。

3、会展支持及鼓励措施

会展业是澳门经济适度多元的重要切入点之一，为配合并推动会展业发展，澳门贸易投资促进局于去年起全面负责统筹推动会展业发展的系列工作，并于 2016 年 1 月 1 日起执行多项会展专项扶助计划，包括“会展活动激励计划”、“国际性会议及专业展览支持计划”、“会展及商务旅游展积分计划”和“会展专业人才培养支援计划”等，并优化“会展竞投及支援‘一站式’服务”；与此同时，社会各界共同引进多个优质会展活动来澳举行，并致力为现有的境内外品牌会展项目注入新元素，通过参与中葡商贸合作服务“三个中心”，也就是“中葡中小企业商贸服务中心”、“葡语国家食品集散中心”和“中葡经贸合作会展中心”的建设，进一步提升澳门会展项目的吸引力。

4、国际评级机构认可

澳门会展业的发展不仅得到中央政府及澳门特区政府的重视和支持，还获得国际会展组织和社会各界的肯定。国际展览业协会 (UFI) 2016 年公布的《2015 年亚洲展览业年度报告》指出，2015 年度澳门的专业展览市场取得 5.9% 的增幅，高于亚洲区平均增幅。此外，目前澳门已有 6 个展会获得 UFI 认证，包括：澳门国际贸易投资展览会 (MIF)、澳门国际环保合作发展论坛及展览 (MIECF)、亚洲国际博彩娱乐展会 (G2E Asia)、中国（澳门）国际汽车博览会，以及于 2016 年获 UFI 认可的中国（澳门）国际游艇进出口博览会及澳门公务航空展，反映澳门展览业正逐步朝向专业化方向发展。国际会议协会 (ICCA) 在 2016 年公布的《2015 年国际协会会议市场年度报告》中，共认可了 28 项在澳门举行的国际协会会议活动，澳门在亚太区排名第二十一位，在 4 年内攀升 38 位。两个国际评级机构均给予澳门正面评价，反映了澳门对全球会展活动的吸引力正逐步增加。



2016 年香港展览业发展报告

香港地处亚洲中心,对外交通便利,因而成为举办国际会议和展览的理想地点,是全球公认的最佳会议、展览及奖励旅游城市之一。在 2014 年 Business Traveller Asia-Pacific Travel Awards 大奖中获选为“全球最佳商业城市”。在会议、展览及奖励旅游业权威杂志 CEI Asia 进行的 2015 年 CEI 行业调查中,香港荣膺最佳商业活动举办城市。

一、展览会数量与类型

2015 年,香港共举办了逾 100 项展览,吸引了超过 170 万名参加会议、展览及奖励旅游的海外过夜旅客。香港贸发局每年在香港主办 30 多场国际贸易展览会,其中包括 11 个亚洲最大的采购平台,电子、珠宝、礼品、钟表以及灯饰商贸展会均为全球最大。

二、场馆分布

香港有超过 50 个大小不同的会展场地,其中最重要的是香港会议展览中心、亚洲国际博览馆以及位于九龙湾的国际展贸中心。香港会议展览中心及亚洲国际博览馆跻身亚洲最佳展览场地三甲之列。香港可提供的总展览面积已超过 150000 平方米。在展览旺季,香港会议展览中心及亚洲国际博览馆的展览场地供应紧张。有鉴于此,香港政府于 2014 年委托顾问研究,评估香港未来 15 年对会议及展览设施的需求。有关顾问提出的建议之一是兴建新设施。行政长官在 2015 年施政报告中宣布,考虑于 2020 年左右在沙中线会展站上盖兴建新的会议中心。

为解决旺季期间香港会议展览中心展览面积短缺的问题,香港政府自 2009 年起,鼓励以“一展两馆”的方式,同时在香港会议展览中心和亚洲国际博览馆举办展览。例如,“香港珠宝首饰展览会”自 2009 年起采用“一展两馆”方式,效果理想。2009 年至 2014 年,该展览会的参展商及出席人数分别增长 21% 和 51%。

三、主要特点

1、专门机构统筹协调

2008 年,香港旅游发展局成立香港会议及展览拓展部(MEHK),为选择在香港举办会议及展览活动的机构提供一站式的专业服务,包括宣传、旅客推广、场地协调、协助邀请本地名人担任主礼嘉宾以及与政府部门联络等。在 2015 年 CEI Asia 杂志进行的行业调查中,香港会议及展览拓展部获评为“最佳会议局”第二名,证明其优质服务获得认同。

2、高水平供应商提供服务

目前,香港有超过 100 家展览服务供应商,提供专门或综合展览服务。一些大型国际商业活动的主办机构在香港设立地区总部,统筹在香港及中国内地举办的活动。

除在本港举办活动外，香港的会议及展览主办机构还安排本地参展商前往外地展出，积极发掘具有潜力的地区举行展览活动，包括发达市场以及中东和东欧等新兴市场。

3、接待能力不断增强

随着访港旅客人数的持续上升，香港酒店房间供应也同步增长。截至 2016 年 1 月，香港共有 254 家酒店，提供 74290 个不同级别的房间。酒店和房间数目分别较 2009 年增加 52% 及 25%。2016/17 财政年度，香港计划新增 3 块酒店用地，约将增加 2100 个房间。



2016年北京市展览业发展报告

2016年,北京市围绕城市功能定位,规划北京会展业。6月,发布《北京市“十三五”时期旅游和会展业发展规划》,提出了“构建国际会展中心城市、中国会展的引领者、京津冀会展业的主导者”的总体定位,充实完善“大会展”的理念,提出在“十三五”期间,将北京打造成为体系完善、结构优化、布局合理、环境优良的国际会展中心城市;将北京市会展业培育成为北京“高精尖”经济结构的主要组成部分,成为建设“四个中心”发展目标的重要载体之一的总体目标。

为落实《国务院关于促进展览业改革发展的若干意见》(国发[2015]15号)文件精神,2016年,北京市商务委及时调整部门工作职能,将原来分散在不同部门的组织出境展、广交会等具体业务和对展览业的行业管理职能合并到贸易发展处,牵头负责全市展览业发展战略、规划、政策、标准的制定和实施;指导企业参加境内外各类贸易促进活动;负责对外贸易经营者备案登记、在京举办对外经济技术展览会,加强了对全市会展业的统一管理和协调力度。多次组织行业发展座谈会,征求有关单位和企业对全市会展业发展的意见建议,着手起草了《北京市人民政府关于促进展览业健康发展的指导意见》。

一、展览会数量与类型

2016年,北京市共举办规模以上经济贸易类专业展会197个。其中,房地产、建材类13个;纺织、服装类4个;轻工商品、工艺品、艺术品、旅游、婚庆类24个;人才、创业、文化类24个;医疗类16个;工业类23个;家居家具类8个;农业、渔业、食品类24个;汽车、交通类12个;珠宝首饰类4个;电子信息、软件类11个;专业技术、综合、其他类31个。

二、主要特点

1、展览业企稳回升,国际展增幅明显

截止到2016年11月底,北京全市主要场馆共举办各类展览会419个,比2015年同期增长10.6%。在举办的所有展览中,国际展览183个,占43.7%,其中规模1万平方米以上的国际展览137个,比2015年增长了26.9%;举办国内展览236个,比2015年同期增长18%,其中规模在1万平方米以上的展览51个,与去年同期相比下降了7.3%。

2、践行国家发展战略,展会搭起重要桥梁

“一带一路”是国家改革开放新时期的重要发展战略,丝绸之路起始于中国西部,随着我国对外开放的地理格局发生重大调整,占国土面积三分之二广大区域的中西部地区承担着连接新丝绸之路经济带的重任。北京会展企业抓住契机,将海外展的重点瞄准一带一路沿线国家新市场,同时稳固和拓展原有国际会展市场。2016年,米奥兰特、西麦克、丝路传奇、谊和永邦等一批会展公司继续着力培育和提振中西部会展市场,在河南、甘肃、宁夏等省区市举办连接亚欧、西亚国际市场的展览会、博览会,并以此为出发点,在蒙古、俄罗斯、巴基斯坦、泰国、埃及、土耳其、印度、捷克、墨西哥等数十个国家举办自办展或中国

主题馆。其中，2016年3月，西麦克国际会展有限公司协助东风汽车深度开拓阿尔及利亚市场，现场签订了29台乘用车的已付款订单及70台意向订单，赢得了2016年北非市场的销量开门红。

3、改变“走出去”方式，助推产业能力输出

会展业始终承载着推动和引领产业发展的功能，随着国家产业升级和“一带一路”战略的实施，中国的一些优质过剩产业转移到其他一些国家和地区。2016年，在京央企会展公司以落实国家战略为己任，把拓展“一带一路”国际市场与转移传统产业过剩产能相结合，帮助企业了解海外投资环境、市场需求、合作信息，使走出去的方式发生巨大变化：将一般贸易出口产品输出提升为产业+能力的产能输出，以全产业链走出去的方式推进我国材料、装备、技术、标准和服务“走出去”。

4、京津冀协同发展，促进会展业区域联合

京津冀一体化协同发展是国家重大发展战略之一，作为经济和产业发展风向标的会展业，具有在社会经发展中先导先行的特征与优势。2016年10月，在石家庄市召开的“京津冀会展产业协同发展大会”上，北京、天津、河北三省市会展行业协会发起建立京津冀共同打造会展品牌，建立跨省联动，合作共赢的会展产业平台的倡议。

5、借助“世园”“冬奥”契机，提振区域会展产业

延庆区远离北京市城区，一直以来是北京市会展经济发展的薄弱地区。2016年，借助举办2019年世界园艺博览会和2022年世界冬季奥运会的契机，延庆区把发展会展业作为区域社会发展的重要载体，成立延庆区商务会展促进中心，编制完成《延庆区“十三五”时期会展业发展规划》。截至11月底，共举办30余场以冰雪运动、农林园艺为主题和颇具当地特色的展览、赛事、节庆活动，打造延庆区域会展的品牌知名度。

6、产业转移影响展览业，文化会展市场活跃

2016年，北京正处于产业结构优化升级和非首都核心功能疏解的攻坚阶段，制造业、整机设备和能源类展览会规模有所减小，而以文化创意产业为主题的展览展示、衍生品及文化消费活动则表现出勃勃生机。仅第四届北京惠民文化消费季就涵盖全市120余个展、演、赛、游、教、康、食、娱等特色活动，参与人群达千万人次，使会展促进产业发展、促进消费的功能得到充分发挥。



2016年上海市展览业发展报告

2016年,上海市坚持“围绕中心,服务大局”,认真贯彻落实市政府《关于促进本市展览业改革发展的实施意见》,积极推进展览业地方立法、提升会展经济国际化水平、打造有国际竞争力的展览集团等重点任务。

一、展览会数量与类型

2016年,上海市贸促会系统共举办国内自办展项目20个,展出面积共计88.3万平方米,自办展观众总数74万人。全年共完成境外参展面积10288平方米,境外展位数1124个,其中参展企业859家,参加境外展参展人数达1602人次。

二、主要特点

1、围绕“上海会展之都”建设目标,着力办好重点展会

2016年,汽配展、婚纱摄影展、染料展、模具展等都在原有基础上,把握了市场机遇,迎难而上,再创佳绩。春季婚纱摄影和儿童展作为中国婚纱摄影行业发展的“风向标”,打造了全球婚尚产业一站式贸易采购平台,以全新的面貌,给展商和观众带来了全新、舒适的体验。秋季婚纱、儿童和摄影展以强大阵容全新亮相,展会的国际化和品牌化得到进一步提升,效果广受好评。春秋两季展会规模达25万平方米,比原展馆面积增加25%,汇聚参展商2000家,4天展会共吸引了20多万人参观,顺利实现了第三次跨越式发展,展会规模名副其实得跃居全球婚庆产业展会之首。作为集展示、贸易及研讨等多功能为一体的全球最大染化料行业盛会,染料展汇集了16个国家和地区的620家展商,展出总面积4万平方米,继续保持行业全球规模第一。展会新增巴基斯坦和泰国展商;印度展团面积扩大达1500平方米。2016年模具展作为双年大展项目,恰逢DMC中国国际模具展第三十个年头,展会面积超过7万平方米,汇聚参展商835家,稳居全球模具行业展会规模第一。展会期间共吸引观众52961人次,其中海外观众5427人次,组织了近110个企业、园区和协会参观团;邀请全球500强企业VVIP采购商达300余名。汽配展和新能源车展顺应发展新理念,助推汽车行业发展。首届上海国际新能源汽车展览会规模达3万平方米,其中包括室外5000平方米新能源试乘体验活动区,集中展示了我国新能源汽车最新产品和最新技术,展出新能源整车近100辆,一举成为国内迄今为止规模最大、层次最高的新能源汽车展会。同时,2016上海国际汽车零部件及相关服务展览会展览面积达3万平米,共有来自十多个国家地区的近300多家零部件厂商参加。两展共计6万平米展示规模,共吸引近2万名观众,5万人次客流,同期活动技术论坛共计16场次,发言嘉宾近200人。首届车联网与智慧交通展览会成功举办引起了行业内广泛的关注,展览面积达到12000平方米,共邀请了120余家国内外知名企业参展,现场吸引了6578名专业观众,展览同期进行了活动的全程在线直播,吸引了43402名粉丝在线关注。同期举办的第三届APEC车联网研讨会邀请到了60余位专家、学者、政府官员和商界领袖到会演讲,其中还包括了来自于亚太经合组织21个经济体的交通领域的主要官员。第二届亚洲消费电子展(CES Asia),展览面积达到了4万平米,比去年接近翻倍,来自23个国家和地区的425家知名科技

企业参展。养老展展出了老年护理机器人和众多智能养老产品和服务，产生巨大轰动，轨道交通展和隧道工程展览会等均在原有基础上上了台阶。

2、积极围绕外经贸发展要求，做好服务企业“走出去”的出国境参展任务

2016年10月，首届中国（上海）国际技术进出口交易会捷克展（以下简称“上交会捷克展”）在捷克布尔诺举行。上交会捷克展作为捷克布尔诺工博会“中国馆”重要部分，馆内共设展览面积416.8平米、45个标准展位，近20家代表上海自主创新水平的企业参展。积极做好中国品牌南非展，组织了20多家国有及民营企业，51名企业家代表赴南非参展，展位数达30个，整体展示了上海市日用消费品、文教用品、化工、线缆、电子和建材等传统优势产品。

2017年，进一步顺应经济发展新常态，围绕上海“国际会展之都”建设目标，积极推进展览业务的创新发展，研究整合会展板块业务，通过组建展览集团，加强资本运作，做大做强展览业务，争取在新型领域和重点发展领域的相关展会中起到主导作用。



2016年重庆市展览业发展报告

2016年是“十三五”发展规划开局年，也是全面推进会展业改革发展关键年。在全市经济步入新常态的大背景下，重庆会展业主动适应和引领新常态，积极转型升级、提质增效，不断提升国际化、专业化、品牌化水平，全市会展业保持了平稳较快的发展态势。

一、展览会数量与类型

2016年1-10月，全市共举办各类展会活动571个，同比增长-14.1%；展出总面积663.9万平方米，同比增长4.3%；创造直接收入106.2亿元，同比增长13.3%，拉动消费832.2亿元，同比增长14.8%，市场化率90.2%。预计全年全市举办各类展会活动达到650个，会展总面积达到780万平方米，直接收入120亿元，拉动消费900亿元。全市会展经济呈现出数量负增长、质量稳中有升、动力稳中有新的新特征。

二、主要特点

1、展会品牌影响力突出，行业知名度持续提升

2016年，重庆市展会呈现出质量显著提高的趋势。4月举办的第12届重庆高交会签约355项，总金额超过725亿元，吸引了14.7万人现场观摩，专业观众占比42%，为历届观摩人数最多。第51届全国制药机械展展出面积18万平方米，展位总数9000多个，为历届之最，主展场成交总额超过16亿元，创最高记录，专业观众逾10万人次，市外来渝观众6万人，极大地拉动了外来消费。第十九届渝洽会规模11万平方米，47个国家和地区的6900余家企业参会参展，集中签约86个重大项目，合作项目和采购总额超过5000亿元。第四届中国（重庆）商品展示交易会展出面积13万平方米，4天累计接待参观人数52.1万人次，签订销售合同17357份，累计现场销售和网上销售金额2.1亿元。第五届重庆文化产业博览会展览面积逾10万平方米，吸引了180多个行业参展。第17届立嘉国际机械展展示面积8万平方米，海外展商展出面积占30%以上。2016中国重庆国际汽车工业展展会规模超过16万平方米，参展车型超过1000款，参观人数50余万人次，现场销售25678台，成交金额近40亿元。2016中国商用车博览会展出面积逾10万平方米，参展参会企业500家以上，800余辆商用车参展，是国内商用车流通领域最大规模专业博览会。第八届中国西部动漫文化节展会面积5万平方米，参观人次超过15万。第十四届中国国际摩托车博览会来自于美国、德国、日本、西班牙、意大利等十多个国家及地区的400多家企业参展，展会规模达6万平方米，4天展会共计迎来了14万人次观展人流。

2、监督管理明显增强，市场化进程加快

2016年，全市展览业进一步加强日常管理，切实做到从严控制、逐级审批、归口管理。1-10月共收到各单位各部门报送节庆展会论坛项目4个，市委、市政府审批同意3个，市政府会展办审批同意8个，未通过审批4个，市场化节庆展会论坛活动备案25个，未予备案的节庆展会论坛活动项目5个。1-10月全市展会市场化率达90.2%，财政经费投入大幅缩减，规范管理取得明显成效，全市节庆展会论坛活动向市场化、专业化方向发展。

2016年成都市展览业发展报告

一、展览会数量与类型

1-10月,成都共举办各类展览会173个。其中,艺术/文创/图书类75个,占比43.4%;教育/科技/人才/创业类15个,占比8.7%;食品饮料类14个,占比8.1%;房地产/建材五金/家具家居类12个,占比6.9%;汽车类11个,占比16.4%;婚庆/美容美发/珠宝首饰类8个,占比4.6%;医疗保健类6个,占比3.5%;电子信息类5个,占比2.9%;装备制造类5个,占比2.9%;服装服饰纺织类5个,占比2.9%;其余类别17个,占比9.8%。预计2016年全市举办重大展会活动超过530个,其中国际性展会活动115个,同比增长8.2%;展览面积超过340万平方米,同比增长9.5%;会展业总收入约792亿元,同比增长11.8%,其中直接收入约83亿元,同比增长11.2%,综合收入约709亿元,同比增长11.9%;参展(会、节)人数逾9800万人次,同比增长2.9%;带动临时就业岗位4600个,同比增长7.1%;促成各类商品成交超过2450亿元,同比增长48.1%;签约投资项目超过2000个,协议投资金额1.5万亿元,同比增长62%,超额完成年度目标任务。

二、展览会规模

1-10月,成都共举办各类展览会173个,展览面积295.2万平方米,参展企业超过4.13万家。其中,5000平方米以下的展览74个,占比42.8%;5000-8000平方米的展览10个,占比5.8%;8000-10000平方米的展览2个,占比1.2%;10000万平方米以上的展览87个,占比50.3%。

其中举办规模以上展览(3万平方米及以上展览)29个,数量占比16.8%;总面积185.1万平方米,占比62.7%。

三、主要特点

2016年以来,成都会展业深入贯彻习近平总书记系列重要讲话精神,全面落实

表1:2016年成都市展览会行业类型分布

分类	数量(个)	百分比
艺术/文创/图书	75	43.4%
教育/科技/人才/创业	15	8.7%
食品饮料	14	8.1%
房地产/建材五金/家具家居	12	6.9%
汽车	11	6.4%
婚庆/美容美发/珠宝首饰	8	4.6%
医疗保健	6	3.5%
电子信息	5	2.9%
装备制造	5	2.9%
服装服饰纺织	5	2.9%
生活日用品/儿童	5	2.9%
其他工业	4	2.3%
其他服务	4	2.3%
农业	2	1.2%
广告	1	0.6%
交通运输	1	0.6%
总计	173	100.0%
前十大类	156	90.2%

表2:2016年成都市展览会规模分布

展览会规模(平方米)	数量(个)	所占比例
5000以下	74	42.8%
5000-8000	10	5.8%
8000-10000	2	1.2%
10000以上	87	50.3%

表 3: 2016 年成都市规模以上展览会情况

序号	名称	面积 (平方米)
1	2016 春季成都全国糖酒会	408000
2	成都国际家具展	160000
3	成都国际车展	150000
4	第三届成都日用消费品博览会暨第四届成都·南亚商品交易会	100000
5	第 20 届四川新春年货购物节	80000
6	全国汽车配件交易会暨全国汽车配件采购交易会	80000
7	2016 成都国际广告、印刷包装及 LED 照明展览会	70000
8	2016 中国成都建筑及装饰材料博览会	64000
9	第 48 届全国高教仪器设备展示会	50000
10	第五届四川国际茶业博览会	44000
11	2016 中国 (成都) 电动车及新能源汽车展览会	40000
12	中国博物馆 (国际) 博览会暨 2016 博物馆及相关产品与技术博览会	40000
13	2016 年第二十二届世界航线发展大会	40000
14	2016 第 36 届成都美博会	40000
15	2016 第三届西部门窗博览会	36000
16	2016 第 35 届成都美博会	35000
17	2016 中国 (成都) 智慧产业国际博览会 (“智博会”)	35000
18	2016 西部医院信息化建设展览会暨大会	34000
19	第 47 届成都市房地产交易会 (2016 春季)	34000
20	成都国际汽车零配件及售后服务展览会	34000
21	2016·成都春季特大型人才招聘会暨中高级人才洽谈会	33000
22	2016 中国 (成都) 电子展	33000
23	2016 第九十八届中国针棉织品交易会	31000
24	2016 第十八届西部成都医疗器械展览会	30000
25	第十六届成都安防展、大数据、智慧城市	30000
26	第三届成都儿童成长产业博览会	30000
27	第八届中国 (成都) 礼品及家居用品展览会	30000
28	成都国际孕婴童产品博览会	30000
29	2016 成都现代工业自动化机器人展会	30000

党的十八届五中、六中全会和省委十届七次、八次全会，市委十二届六次、七次全会精神，在市委、市政府的高度重视和坚强领导下，按照市委“157”总体发展思路和“改革创新、转型升级”总体战略、“六大行动、三个加强”部署要求，围绕建设国家中心城市、打造国际会展名城目标，深入实施会展业六项行动计划，扎实做好重大展会活动筹备谋划和服务保障工作，圆满完成了各项目标任务。成都市先后获评“中国最具竞争力会展城市”“中国最具创新力国际会展城市”“2016 年度全国会展业金五星优秀会展城市奖”。

1、各类展会品质实现新提升

始终坚持品牌化、专业化、国际化发展方向，着力加强会展业品牌建设，不断提升成都展会品牌影响

力和专业化、国际化水平。今年以来，先后举办 2016 亚洲教育论坛年会、第四届世界 3D 打印技术产业大会暨博览会秋季会、2016 中国文化产业新年论坛成都峰会、2016 中国白酒产业创造力高峰论坛、第六届中国兽药大会、第 98 届中国针棉织品交易会、第 19 届成都国际汽车展览会、第 17 届成都国际家具工业展览会、第 30 届成都国际桃花节、2016 中国（成都）电动车及新能源汽车展览会、2016 国际汽车零部件及售后服务展览会等专业展会，举办第 20 届中国（四川）新春年货购物节、成都双遗马拉松、都江堰·慕尼黑啤酒节等节庆赛事活动，各类展会活动的规模、规格和档次均创新高。

2、产业融合发展实现新跨越

积极创新办会办展思路，围绕成都市重点产业招展引会，支持会展业与三次产业融合发展，不断强化重大展会活动的产业促进功能。紧紧围绕五大高端成长型产业、五大新兴先导型服务业、八大特色优势产业、六大战略性新兴产业发展需求，加强与世界知名会展城市、国内外会展行业协会、知名会展机构的交流合作，积极申办和引进国际性、国家级重大展会活动，服务构建开放型经济新格局，提升城市发展动力。今年以来，引进第 48 届全国高教仪器设备展示会、第六届中国兽药大会、2016 世界肿瘤转移学术大会、第五届中国卫星导航与位置服务年会暨展览会、2016 汽车物流中国会议、2016 中国家纺大会、中外大学校长论坛、2016 第三届诺贝尔奖获得者医学峰会暨首届国际精准医学高峰论坛等重大展会来蓉举办，大力推进腾讯全球合作伙伴大会、意大利里米尼中国（成都）国际旅游市场展览会、德国科隆中国（成都）国际西部五金展、范堡罗成都国际航展、中国国际智能制造技术装备博览会等展会洽谈，积极做好重大展会项目储备。

3、行业监督管理迈出新步伐

一是科学制定“十三五”规划。在充分调研的基础上，联合专业机构编制了《成都市会展业发展“十三五”规划》，并报市发改委初审，待市政府审定后正式公布实施。完成《成都会展国际化创新研究》《成都会展与三次产业融合发展的现状及对策研究》《会议对国际会展名城建设的作用和影响》等 7 个课题研究。二是修订完善《成都市会展业发展专项资金实施细则》。进一步细化项目扶持资金标准，建立完善项目可行性论证信息采集机制，在会展项目资金支持上体现科学、公平、公正，减少和规范资金使用自行裁量权。新增取得全球展览业协会（UFI）、国际大会及会议协会（ICCA）认证及在蓉合资合作办展等项目奖励和扶持政策。三是抓好展会备案管理工作。严格执行《加强展览活动监管规范展览活动举办暂行办法》《展会活动备案登记管理实施细则》，通过备案登记对在专业场馆举办的展会活动进行统筹协调，加强对敏感展会的审查，主动征求相关主管部门意见，提高备案工作制度化、规范化、程序化水平。四是做好大型重点展会交易秩序监管。协调市级相关部门（单位），重点对新春年货购物节、全国糖酒商品交易会、第十六届中国西部国际博览会开展现场综合执法，维护正常秩序，取得良好成效。五是抓好党政机关举办展会活动清理规范工作。对党政机关举办展会活动开展持续清理规范，指导市级部门和区（市）县做好 19 个保留展会项目报批工作。



4、国际经贸交流打开新局面

一是加强对外联络和国际招展。接待新西兰中国国际贸易促进委员会、捷克贸易促进局、香港贸发局等境外团组 20 个，围绕会展项目、经贸交流等领域合作进行了交流洽谈。二是积极组织企业“走出去”。充分发挥国际经贸交流平作用，主动融入国家“一带一路”和长江经济带发展战略，积极组织企业出国(境)开展经贸交流、商务考察活动，帮助企业“走出去”拓展境外市场，不断提升开放型经济水平。组织 40 多家企业参加 2016 莫斯科国际通信技术展览会暨第二届俄罗斯中国品牌电子电器展览会、2016 年台北国际食品展(2016 年海峡两岸食品展)、2016 年肯尼亚贸易周、泰国四川商品展览会暨经贸洽谈会、D3 德国数字·设计与未来展览会、2016 第二届中国制造卡塔尔展览会、2016 香港设计及创新科技博览会等境外经贸交流和外展活动。三是广泛开展经贸交流活动。承办 2016 中阿经贸文化交流峰会和中阿企业对接会，并组织 100 余家企业参加澳大利亚农业代表团成都投资贸易研讨会、四川—意大利企业对接洽谈会、2016 韩国新万金投资环境说明会、2016 年二十国集团工商峰会、第五届太平洋联盟投资论坛、第六届马中企业家大会等经贸交流活动，帮助企业开拓国际市场，开展国际合作。

2016 年长沙市展览业发展报告

近年来，长沙市围绕“打造中部会展高地、形成千亿会展目标”的总目标，以“基础建设、政策创新、外引内联”为抓手，持续加大政策扶持、品牌培育、服务提升的力度，长沙会展发展呈现出新的气象，迈入加速发展的“快车道”。

一、展览会数量与类型

2016 年全年预期举办展览个数 200 个以上，较 2012 年 170 个增长近 30 个；预期实现展览面积不少于 200 万平方米，较 2012 年 135 万平方米预期增长 50%；预期观众人数超过 520 万人次，较 2012 年 94 万人次增长 5.5 倍；预期成交金额 420 亿元以上，较 2012 年 109 亿元增长 3.9 倍。从数据增长上可以看出，由于三大场馆本身承载能力有限，展会个数和展会面积增量幅度较小，但五年来观众人数和成交金额成倍增长，集中反映出长沙会展业从单打独斗、小散多杂向“专业化、国际化、品牌化、信息化”发展的价值蜕变，体现了长沙会展业从追求数量向量值齐升的转型质变，彰显了长沙会展业靠产业带动、促产业发展的良好趋势。

二、主要特点

1、重点会展项目价值彰显

长沙国际车展、工程机械配套件博览会、中部农博会、老年产业博览会、图书交易会、橘洲音乐节等本土展会的价值影响不断提升。两年一届的中国（长沙）国际工程机械配套件博览交易会去年在行业经济整体不景气的背景下取得空前成功，成为中国工程机械领域三大展会之一；长沙国际车展从 2005 年到 2015 年，车展新车销售量增加 7 倍，销售金额增长 9 倍；中国中部（湖南）国际农博会，首次推出移动电商平台“掌上农博”，线上线下成交量达到 205 亿元，品牌价值有了质的飞跃；中国湖南国际老年产业博览会覆盖多个养老领域，现场成交达到 2.9 亿元，签订各类合约 400 多份，规模超过历届，是中部地区最大的老年产业博览会。

2、对外合作交流亮点纷呈

围绕壮大会展市场精准发力，既“走出去”，又“请进来”，引进和储备一批大项目、好项目。本着推介长沙会展政策环境、宣传长沙会展名城形象、营造长沙会展发展氛围、展示长沙会展企业文化。今年以来，先后在北京、上海、广州、苏州等地举办 4 场长沙国际会展中心专题推介会和长沙会展招商推介会，长沙国际会展中心在北京向全国会展界首次全方位亮相，近 30 家长沙会展企业实现了“走出去”的第一步。在刚刚闭幕的第十一届泛珠大会暨广州博览会期间，市委、市政府专门举办长沙代表团媒体见面会暨长沙国际会展中心推介会，100 余家珠三角会展企业和商会、协会有意向来长沙合作办会，长沙会展业新气象得到全国会展业的认可。



3、基础建设成果显著

硬件建设上,2016年11月8日,长沙国际会展中心正式开馆运营。长沙国际会展中心是国内一流、中部领先的综合性场馆。它的开馆运营,是长沙会展行业跨越发展的转折点,在长沙会展发展史上具有里程碑的意义。将发挥会展经济的牵引力和带动力,带来巨大的物流、人流、资金流和信息流,成为长沙东部经济发展的新引擎。显著改善长沙过去“愿来不能来、引展不能办”的硬件落后面貌,有力地促进全国性知名会展项目引进落地,极大地提振长沙会展业发展的信心,为长沙“建设中部会展高地、形成千亿会展产业”提供坚强的支撑,对推动长沙服务业发展、助力长沙国际中心城市建设具有现实而深远的意义。

政策配套上,出台《长沙市会展业促进办法》、《长沙市会展项目扶持专项资金管理办法》、《关于加强长沙市大型会展活动展馆及周边户外临时广告设置管理的通知》、《关于做好2015年度长沙市会展项目(会议类)扶持专项资金申报工作的通知》等一系列政策文件,从过去展览扶持向会议、节庆扶持拓展,从单纯会展活动扶持向会展产业链扶持延伸,其中很多相关条款大胆创新,独辟蹊径,走在全国同行前列,引来同行关注。目前,已正式启动“关于促进长沙国际会展中心运营管理的意见”和“长沙会展业发展规划(2016-2020)”编制工作,组织长沙会议产业课题研究和政策制定,在顶层设计上求突破,在长远发展上谋全局,长沙政策环境得到进一步优化。

2016年郑州市展览业发展报告

2016年，郑州市展览业各项指标保持平稳运行，预计全年共举办展览236场，展览面积达235.25万平方米，展览数量和规模均实现增长。（注：统计的展览为在专业展馆或其他展览场地举办的2000平方米以上的展会项目）

一、展览会数量与类型

全年专业展馆举办展览203场，占比86%；展览面积达210.55万平方米，占比90%。郑州市办展优势产业主要分布在汽车交通工具、房产建筑装潢、教育培训艺术、家电家具日用品、食品饮料酒以及综合等领域。其中，汽车交通工具类展览37场，展出面积75.4万平方米；房产建筑装潢类展览31场，展出面积24.6万平方米；教育培训类展览68场，展出面积25.4万平方米。

二、展览会规模

2016年，郑州市全年展出面积235.25万平方米，其中规模在3万平方米以上的展览会展览面积占37%，规模1-3万平方米的展览面积占38%；规模1万平方米以下的展览面积占26%。

三、场馆分布

郑州市主要的场馆是郑州国际会展中心和中原国际博览中心，其中郑州国际会展中心举办展览场均规模为1.5万平方米，中原国际博览中心举办展览场均规模为0.4万平方米。2016年，郑

表1：2016年郑州市展览会行业分布

序号	行业类别	展览场次(场)	展览面积(平方米)
1	生物医药保健	10	86500
2	汽车交通工具	37	754000
3	机械工业加工	3	86000
4	化工能源环保	3	21500
5	公共安全防护	2	18000
6	旅游酒店餐饮	2	22000
7	农林牧渔	7	93000
8	首饰美容化妆品	8	80500
9	服饰皮革纺织	4	25000
10	房产建筑装潢	31	246000
11	食品饮料酒	14	158000
12	玩具礼品工艺品	7	46500
13	家电家具日用品	17	143500
14	教育培训艺术	68	254000
15	金融保险审计	1	6000
16	媒体广告出版	2	51000
17	造纸印刷包装	5	37000
18	通信电子仪器	2	18000
19	影视娱乐体育	2	6000
20	运输物流仓储	1	13000
21	贸易代理进出口	3	8000
22	咨询顾问	3	6000
23	综合	4	173000

表2：2016年郑州市展览会规模分布

序号	行业类别	展览场次(场)	展览面积(平方米)
1	3万平方米以上	16	860000
2	1-3万平方米	59	875500
3	1万平方米以下	161	617000



表 3: 2016 年郑州市 3 万平方米以上展览项目

序号	展览项目	面积(平方米)
1	中国(郑州)国际汽车后市场博览会 第 13 届中国(郑州)国际汽车用品暨改装博览会	100000
2	第二十二届郑州全国商品交易会	80000
3	2016 第九届郑州国际汽车展览会	80000
4	新生活方式·2016 春季大河一车展	68000
5	2016 大河秋季国际车展	62000
6	2016 全国汽车配件交易会暨 全国汽车配件采购交易会	60000
7	2016 第三届郑州消费品博览会	60000
8	2016 第五届中原国际汽车展览会	50000
9	2016 全国农业机械及零部件展览会	45000
10	2016 第五届中国(郑州)三轮摩托车、电动车及新能源汽车展览会	43000
11	2016 中国郑州(中博)建材装饰博览会	43000
12	2016 第 6 届中国郑州国际家具博览会	40000
13	2016 第十七届中国(郑州)国际糖酒食品交易会	36000
14	2016 春季郑州第 28 届中原广告展	33000
15	第 28 届中原畜牧业交易博览会	30000
16	河南首届进出口商品博览会	30000

州国际会展中心办展总面积 169.25 万平方米, 占总量的 72%, 中原国际博览中心办展总面积 41.3 万平方米, 占总量的 18%, 其他场地办展 24.7 万平方米, 占总量的 10%。

表 4: 2016 年各展馆承接展会情况

场地名称	展览场次(个)	展览面积(万 m ²)
郑州国际会展中心	110	169.25
中原国际博览中心	93	41.3
其他场地	33	24.7
合计	236	235.25

四、主要特点

1、政府支持不断加强, 会展业发展环境不断优化

2016 年, 为落实《国务院关于进一步促进展览业改革发展的若干意见》, 加快会展业转型升级, 郑州市出台了《关于加快国家区域性会展中心城市建设的意见》, 强化了政府引导作用, 明确了政府各部门在促进会展业发展中的职责与分工。同时修订了《郑州市会展业发展专项资金使用管理办法》, 提高了展览项目的奖励幅度, 增加了对绿色展会、国际展会、数字化展会和会展人才的奖励。为会展业发展提供良好政策环境, 引导激励了全社会的办展热情。与此同时, 展会管理服务机制日臻成熟。2016 年, 郑州市会展联席会议制度作用不断增强, 市会展经济领导小组多次召集公安、消防、市政、交运委、卫生、宣传

等部门安排部署大型展会政务服务工作，研究会展协调、服务工作中出现的问题，制定新的解决办法。会展信用管理制度初步建立，办展秩序进一步规范。

2、城市竞争力持续提升，会展对外吸引力不断增强

优越的交通区域优势和广阔的消费市场，是郑州吸引外来展会的主要优势之一。“十二五”期间，郑州的经济实力不断增强，河南自贸区、郑州航空港实验区、中国（郑州）跨境电子商务综合试验区等国家级战略的实施，米字形高铁网络的形成，使郑州的城市影响力持续提升，全国知名会展企业纷纷落户郑州，全国农业机械及零部件展览会、全国汽车配件交易会暨全国汽车配件采购交易会、2016年全国教育信息化创新应用成果展览会、第66届全国秋季（郑州）汽保展览会等10个全国流动展来郑举办。

3、传统展览项目地位稳固，新领域项目崭露头角

汽车交通工具、房产建筑装潢等传统行业展览项目占全市展览项目比重进一步加大，展览数量和面积分别达到29%，43%，在全市展览中仍占主导地位。教育艺术、食品饮料、家电家具、印刷包装等行业的展会数量和面积实现较大增长，郑州数码印花及平板打印展、中国（郑州）乐活旅游展、郑州国际瓦楞彩盒展、绿色环保产业暨生态文明建设博览会、河南新能源汽车展览交易会、郑州运动及户外用品展览会等一批新的展览项目发展前景良好。

4、本地品牌展会实力增强，市场化进程加快

经济新常态下，郑州市展览业由规模扩张向品质提升转型，2016年展览市场逐步回暖，品牌展会进一步发展。本地办展机构共举办展览项目198场，占全市展览数量的84%；展览面积194.45万平方米，占全市展览总面积的83%；市场化率达到98%，比去年同期提高5个百分点。汽车用品展、郑交会、广告展、畜牧展规模保持稳固，国际车展、消博会、糖酒会等品牌展会的面积小幅上升，中博建材展、幼教展、定制家居展、物流展等经贸类展会展览面积增幅超过30%。

2016 年哈尔滨市展览业发展报告

2016 年，哈尔滨市按照市委、市政府全面发展服务业的部署要求，以促进“龙江丝路带”、“哈尔滨新区”、“哈尔滨对俄合作中心城市”开放合作为切入点，借助“中俄博览会”和“哈洽会”、“寒博会”等会展贸易促进平台，增加交往、深化合作，培育会展骨干产业，开发项目、培育品牌、力求产业化、专业化、国际化、市场化水平取得新的突破。

一、展览会数量与类型

全年共举办展会 88 个。其中，旅游、文化类 18 个，占 20.5%；房地产、建材、家居类 15 个，占 17%；人才、创业、教育类 12 个，占 13.6%；汽车、装备制造类 11 个，占 12.5%；农业、畜牧业、食品类 11 个，占 12.5%；经贸洽谈类 3 个，占 3.4%；科技、电子类 3 个，占 3.4%；时尚、珠宝类 3 个，占 3.4%；医药类 1 个，占 1.1%；其他类 7 个。

二、展览会规模

全年展出面积 131.96 万平方米，其中展会规模在 1 万平方米以上的占 49%，5000—10000 平方米的占 15%，5000 平方米以下的占 36%。

表 1：2016 年哈尔滨市展览会行业类型分布

序号	展览会类型	数量 (个)
1	旅游 / 文化	18
2	房地产 / 建材 / 家具	15
3	人才 / 创业 / 教育	12
4	汽车 / 装备制造	11
5	农业 / 畜牧业 / 食品	11
6	轻工 / 纺织	4
7	经贸洽谈	3
8	科技 / 电子	3
9	时尚 / 珠宝	3
10	医药	1
10 大类合计		81
10 大类展全部展览的比例 (%)		92

表 2：2016 年展览会规模分布

展览会规模 (平方米)	数量 (个)	所占比例 (%)
10000 以上	43	49
5000—1000	13	15
5000 以下	32	36

表 3：2016 年重点展会情况

序号	展会名称	面积 (平方米)
1	第十九届哈尔滨国际车展	125000
2	第四届中国国际新材料产业博览会和第二十七届哈尔滨国际经济贸易洽谈会	86000
3	2016 黑龙江国际绿色有机食品产业博览会暨哈尔滨世界农业博览会	68000
4	2016 黑龙江东北亚时尚文化产业博览交易会	48000
5	第十三届哈尔滨国际家具暨木工机械展览会	40000
6	第十一届黑龙江国际文化产业博览会	40000
7	2016 哈尔滨寒地博览会	36000
8	哈尔滨种业博览会	35000
9	第 16 届中国哈尔滨国际装备制造业博览会	34000
10	第十二届哈尔滨国际奶业展览会暨乳业合作大会	25000

三、场馆分布

2016年，哈尔滨国际会展体育中心全年承接展会63个，占展会总量的71.6%，展会面积131.96万平方米；其他非专业展出场所承接展会活动25个，占比28.4%，展出面积未统计在内。

表 4：2016 年展馆承接展会情况

展 馆	展览会数量（个）	展会面积（万平方米）
哈尔滨国际会展体育中心	63	131.96
其他非专业展出场所	25	未统计在内

四、主要特点

1、行业发展成绩取得新成绩

2016年，哈尔滨会展业保持良好的发展势头和活力，平台功能和拉动作用凸显，全年会展项目数量、展览面积、综合效益三项主要指标均保持了20%以上的增幅。

2、会展项目运营能力有所提升

传统展会如：国际车展、家具展、文博会、制博会、美博会、种业展等，在规模档次、专业化和品牌化方面有所突破；新创办的展会如：电动车展、孕婴展、牧业展、中俄文化展都有较好的发展空间。会展企业走出去开展多元经营和会展资源开发取得较好效果，如远东公司赴俄罗斯建立“海外仓”在国际市场拓展上迈出重大步子。展馆服务方面有所提高，在现场服务、平衡展会档期等方面做到以企业为重，顾全大局，受到多数企业好评。

3、行业综合协调管理作用有所加强

充分发挥会展办的职能作用，在统筹行业、加强协调、指导服务等方面发挥积极促进作用。加强企业扶持力度，利用会展专项资金积极扶持重点展会以及会展人才培养等，连续几年会同哈尔滨商业大学、黑龙江生态学院免费为展览企业进行专业人才培养，积极为会展企业培养会展专业人员。

2016 年青岛市展览业发展报告

2016 年以来，面对经济下行压力加大、城市间会展业竞争加剧的严峻态势，青岛市积极实施高端会展发展战略，着力在创新发展上做文章，在提质增效上下功夫，在打造特色上上水平，全市会展实现量质齐升。青岛市也被会展权威机构评选为“2016 中国最具创新力国际会展城市”、“中国十佳品牌会展城市”等荣誉称号。

一、展览会数量与类型

2016 年，青岛市共举办展会 242 个。其中，房地产、建材类 9 个，占 3.72%；纺织、服装服饰类 25 个，占 10.33%；轻工商品、工艺品、艺术品、旅游、婚庆礼仪类 37 个，占 15.29%；人才、创业、文化类 28 个，占 11.57%；医疗类 9 个，占 3.72%；工业类 26 个，占 10.74%；家具、木工机械类 5 个，占 8.26%；农业、渔业类 13 个，占 5.37%；汽车、船舶类 16 个，占 6.61%；珠宝首饰类 7 个，占 2.89%；电子信息、软件类 3 个，占 1.24%；综合类 14 个，其他类 32 个。

表 1：2016 年青岛市展览会行业类型分布

序号	展览会类型	数量 (个)
1	房地产 / 建材	9
2	纺织 / 服装 / 服饰	25
3	轻工商品 / 工艺品 / 旅游 / 婚庆礼仪	37
4	人才 / 创业 / 文化	28
5	医药	9
6	工业	26
7	家具 / 木工机械	20
8	农业 / 渔业	13
9	汽车 / 船舶	16
10	珠宝首饰	7
10 大类合计		190
10 大类占全部展览的比例 (%)		78.51

表 2：2016 年青岛市展览会规模分布

展览会规模 (平方米)	数量 (个)	所占比例 (%)
10000 以上	86	35.6%
8000-10000	31	12.8%
5000-8000	33	13.6%
5000 以下	92	38%

二、展览会规模

预计全年展出面积 210 万平方米，共设展位约 8.5 万个，其中境外参展展位约 2.5 万个，占 29.4%。共有约 4 万家企业

表 3：2016 年规模展会情况

序号	展会名称	面积 (平方米)
1	第十五届青岛国际车展 (春季)	130000
2	第十三届青岛国际家具展	130000
3	第十五届青岛国际车展 (秋季)	100000
4	第二十一届中国国际渔业博览会	90000
5	第十九届青岛国际机床展览会	80000
6	中国国际石材 (北方) 博览会	53000
7	2016 年国际教育信息化创新产品与应用成果展	50000
8	中国山东国际纺织博览会	50000

9	第十八届中国国际工业装备（青岛）博览会	50000
10	中国保密技术博览会	47800
11	中国奶业展览会	46000
12	中国（青岛）海洋科技博览会	45000
13	第十八届全国肥料信息交流暨产品交易会	41000
14	第十三届中国国际橡胶及轮胎工业展览会	40000
15	第五届山东国际汽车工业展	40000

参展，其中境外参展企业约 1.3 万家，占 32.5%。到会参展商 25 万人次，其中境外参展商 1.6 万人次，占 6.4%。全年展会观众 1350 万人次，其中境外观众 5.5 万人次，

占 0.41%。2016 年展会规模在 1 万平方米以上的占 35.6%，8000-10000 平方米的占 12.8%，5000-8000 平方米的占 13.6%，5000 平方米以下的占 38%。

表 4：2016 年青岛市展馆承接展会情况

展馆	展览会数量(个)	展览会总面积(万平方米)
青岛国际会展中心	135	148
新南国际博览中心	11	43.1

三、场馆分布

2016 年，青岛市专业展馆承接展会比例较大，青岛国际会展中心承接展会数量占 55.8%，展会面积占 48.9%；新南国际博览中心承接展会数量占 4.5%，展会面积占 14.3%。另外，青岛市还有华秀国际会展中心、山东国际农展中心、福泰广场会展中心、银海国际会展中心等小型展览中心承接了较多小规模展会。

四、主要特点

1、会展国际化实现跨越发展

中国（山东）国际纺织博览会和青岛国际机床展 2015 年先后通过 UFI 认证，实现了山东省零的突破。目前正积极推进青岛国际橡胶轮胎展等第二批优质展会展开 UFI 认证工作。由农业行业贸促会主办的中国国际渔业博览会长期落户青岛市，成长为全球第二大国际渔业展。渔博会在青岛市举办以来，每年有 45 个国家和地区的 1300 余商家参展，境外参展商近 500 家，吸引了全球 100 多个国家和地区的专业人士前来参观、采购，是我国目前举办的国际化程度最高、市场化运作最成熟的大型展会之一。据统计，目前青岛市国际化会展活动占比已超过 60%，成为青岛市建设国际城市的重要推动力量。

2、引进举办十大行业龙头展会

近年来青岛市引进举办了中国国际渔业博览会、中国国际农业机械展览会、中国国际制药机械博览会、中国国际肉类工业展、中国畜牧业博览会、中国国际奶业展等 10 个行业内世界领先、亚洲龙头展会，并与之建立了密切合作关系，对促进相关产业发展、打造区域会展中心城市发挥了重要作用。其中中国农机展规模达 22 万平方米，是山东省有史以来举办的最大规模的专业展会。



3、对外交流合作广泛

“复制”招商引资模式奋力开拓，对外合作迅速实现了突破。一是与 UFI、ICCA、国际展览与项目协会 (IAEE)、独立组展商协会 (SISO)、国际展览局 (BIE)、会议策划者国际联盟 (MPI)、香港贸发局、台湾贸易协会、新加坡旅游局等 30 多家国际知名会展机构建立了密切联系，形成了战略合作机制，并加入了 ICCA、IAEE，与 UFI、SISO 形成了会展培训合作；二是建立了涵盖 1000 余家境内外会展机构的数据库，聘请 20 余位国内外会展专家组成了青岛会展业顾问团，可资利用的国际会展资源日益丰富；三是会展目的地营销有声有色，组织代表团分赴新加坡、香港、美国、韩国、日本、德国、法国、意大利、哈萨克斯坦、马来西亚等国家和地区举办青岛会展推介活动；四是与英国励展集团、德国法兰克福展览公司、法国智奥会展公司等国际会展巨头建立了紧密的战略合作关系，国际海洋技术与工程设备展 (OI China) 等知名会展项目已正式落户青岛；五是依托中国贸促会的系统网络，先后加入了中国北方会展联盟、沿黄区域会展联盟、环渤海会展联盟、中国会议目的地城市联盟等四大会展联盟，工作联动、区域协作频繁且富有成效；六是创立了“中国 (青岛) 会议产业交易会”，搭建起一个具有较大影响的国际会展高端交易平台。

4、出台新政策，激发市场创新活力，积极推进高端会展业发展战略

有的放矢制订了《关于加快青岛高端会展业发展的意见》、《青岛市扶持会展业发展专项资金管理办法》、《青岛市会议与展览服务规范》、《关于进一步促进会展业发展的实施意见》等文件，通过政策引导、精准扶持，积极推动全市会展转型升级、重点突破、高端发展，厚植新优势，对推动青岛市迈向东北亚知名会展城市和重要的高端会展目的地城市发挥了重要作用。

5、两大新展馆开工建设，会展硬件进一步完善

青岛市两大新展馆开工建设，一是位于西海岸的中铁世界博览城，初步规划室内展览面积 13 余万平方米，会议中心 3 万余平方米；二是位于高新区的红岛国际会展中心，初步规划室内展览面积 15 万平方米。两大新会展中心建成后，青岛会展将立足国内、辐射东北亚，重点承揽、举办更多国内外大型展览和高端会议活动。

2016年大连市展览业发展报告

2016年，大连市以党的十八大及三中、四中、五中、六中全会精神为指引，认真贯彻国务院《关于进一步促进展览业改革发展的若干意见》文件精神，充分发挥沿海开放城市优势，紧密围绕大连“两先区”建设及经济社会发展目标，科学规划，整合资源，创新会展工作，取得显著成效。

一、展览会数量与类型

2016年全市共举办展会106个，比去年增长23.3%。其中，房地产、建材类6个；纺织、服装服饰类9个；轻工商品、工艺品、艺术品、珠宝首饰类8个；旅游、婚庆礼仪类3个；人才、创业、文化、教育类12个；医疗、健康类10个；食品、茶业、酒业类9个；工业类1个；汽车、船舶、海事类5个；电子信息、互联网、软件、科技类12个；进口商品类4个；其他类27个。

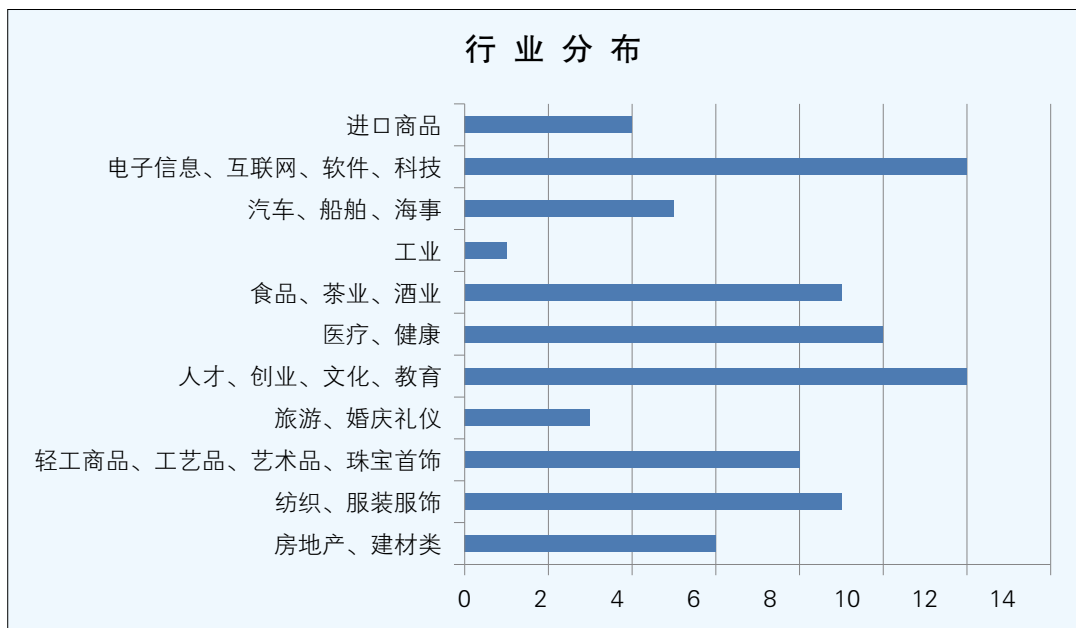


图 1：2016年大连市展览会行业分布

二、展览会规模

2016年，大连市展览总面积126.9万平方米，比去年增长7.5%。展会平均面积1.2万平方米。2万平方米以上展会11个；1万平方米以上展会51个，占总量的48.1%；8000-10000平方米展会2个，占总量的1.9%；5000-8000平方米展会45个，占总量的42.5%；5000平方米以下展会8个，占总量的7.5%。已举办展会共设展位39442个，其中境外参展展位3651个，占9.3%；参展企业23475家，其中境外参展企业2136家，占9.1%；参展商近12万人，其中境外参展商9000多人，占7.5%；参观人数达950万人次，其中境外参观人数6.5万人次，占6.8%。



三、主要特点

1、高度重视会展工作，采取有效措施推动会展业稳中求进

为加大会展工作力度，2016年，大连市政府从实际工作出发，调整了市会展工作领导小组成员，使领导小组能够有效发挥组织、管理以及协调作用，使会展工作管理机制更加完善。除政策资金扶持外，市委市政府领导对展会予以了极大关注，积极参与对展会的策划与协调。

2、突出办好重点展会，带动展会业快速发展

重点展会影响大，带动效应明显。2016年，大连市先后举办了大连软交会、大连服博会、中国大连进出口商品交易会、大连国际汽车展览会、大连日本商品展、香港时尚产品博览·大连工展会等一批重点展会，规模大，人气足，具有明显的带动和示范作用。其中(第二十一届)大连国际汽车展览会吸引了来自美、德、英、法、意、日、韩等12个国家的汽车品牌参展，展会规模13万平方米，参展车辆超过1370辆，观众达32万人次，汽车销售逆势上扬，展会现场销售汽车约10156辆，成交额约13.36亿元，产生了极大的轰动效应。

3、实施走出去战略，积极参与境外(地区)展业

2016年，大连市创新服务举措，利用一切资源为企业搭建平台，创造商机，组织企业走出去开拓国际市场，参与境外(地区)展业。先后组织企业参加了美国波士顿水产展、欧洲水产展、日本机械要素展、法国食品展、俄罗斯食品展、法国工业配件展等重点展会，共组织境外展会54个，出展摊位655个，出展企业591家次，意向成交2.7亿美元，涉及电子、工业、食品、纺织等行业，市场覆盖欧、日、东南亚等地区。

4、推动校企合作，努力探索校企合作新途径

2016年，大连市积极推动会展行业“产、学、研”的有机融合。组织多家会展企业与科研院所签订相关合作协议，共同启动“产、学、研”合作项目，为会展业培养急需人才，就人才需求、实习实践、企业运营、企业文化等问题进行深入探讨和交流，取得积极成效。

5、开展经贸交流，帮助企业牵线搭桥

2016年，围绕会展以及相关的工作，大力开展对外交流活动。与日本、荷兰、法国、英国、美国、香港、台湾等14个国家和地区34个政府机构、驻华使(领)馆、商协会、企业团组等，进行投资贸易及考察交流互动。举办各类投资说明会、经贸对接会、企业培训及会员沙龙活动56场，参加企业近1500多家(次)。为会展企业对外交流与合作拓宽了渠道，使更多企业从中受益。

6、开展对外联络，努力拓展国际市场

2016年，会领导先后11次组织企业走出去，参与企业近百家(次)，涉及“一带一路”沿线及周边25个国家和地区，帮助企业招商招展。其中出访日本就第八届日本商品展览会进行推介宣传；出访印度尼西亚和新加坡，与新加坡国际企业发展局举办“大连-新加坡经贸交流会”，邀请企业参加“大连进出口商品交易会暨国际工业博览会”，同时推介2017年主要经贸活动计划和重点展会项目，均收到良好效果。

2016年义乌市展览业发展报告

2016年以来，义乌市紧紧围绕经济建设和社会发展目标，认真研究后危机时代会展经济发展趋势，引导组展企业、专业场馆调整工作重心，整合资源，形成合力，走出困境。

一、展览会数量与类型

全年共举办展会34个。其中，房地产、建材类4个，占11.8%；纺织、服装服饰类4个，占11.8%；轻工商品、工艺品、艺术品、旅游、婚庆礼仪类2个，占5.9%；人才、创业、文化类3个，占8.9%；工业类1个，占2.9%；家具、木工机械类11个，占32.4%；汽车、船舶类4个，占11.8%；电子信息、软件类1个，占2.9%；综合类4个，占11.8%。

二、展览会规模

2016年，义乌市全年展出面积85.6万平方米，共设展位28761个。共有14112家企业参展，到会参展商50538人次，全年展会观众114万人次。2016年展会规模在1万平方米以上的占52.9%，5000-8000平方米的占47.1%。

表1：2016年义乌市展览会行业类型分布

序号	展览会类型	数量(个)
1	房地产/建材	4
2	纺织/服装/服饰	4
3	轻工商品/工艺品/旅游/婚庆礼仪	2
4	人才/创业/文化	3
5	医药	0
6	工业	1
7	家具/木工机械	11
8	农业/渔业	0
9	汽车/船舶	4
10	珠宝首饰	0
10大类合计		29
10大类占全部展览的比例(%)		85.3

表2：2016年义乌市展览会规模分布

展览会规模(平方米)	数量(个)	所占比例(%)
10000以上	18	52.9%
8000-10000	0	0
5000-8000	16	47.1%
5000以下	0	0

表3：2016年义乌市规模展会分布

序号	展会名称	面积(平方米)
1	第三届义乌市汽车流通协会购车会 2016中国(义乌)美容美发博览会	50000
2	第四届义乌时尚发制品与美发用品展 暨第四届义乌化妆品、日化产品原料及设备包装展	16000
3	2016中国国际电子商务博览会	50000
4	2016中国义乌五金电器博览会	33000
5	“丝路新起点—奔腾的义乌”书画展	10000
6	第11届中国(义乌)文化产品交易会	30400
7	第11届义乌汽车展览会	21000
8	2016中国义乌进口商品博览会	38000



9	第八届中国国际旅游商品博览会	50000
10	第十七届中国义乌国际针织及织袜机械展览会	13200
11	2016 中国义乌物流产业博览会	20000
12	第 14 届中国框业与装饰画展览会	25000
13	双赢家居行业展	40000
14	中国义乌汽摩配用品交易会	10000
15	第 22 届中国义乌国际小商品博览会	150000
16	第 9 届中国义乌国际森林产品博览会	85000
17	第 10 届义乌汽车文化节	60000
18	2016 中国义乌国际装备博览会	80000

三、场馆分布

义乌市国际博览中心由会展展馆与配套五星级酒店两部分组成，总建筑面积 29.6 万余平方米，其中，建筑主体会展展馆总建筑面积 24 万余平方米，可提供国际标准展位 5300 个；与之相配套的五星级酒店项目总建筑面积 55593 平方米，可提供 337 间(套)客房。截至目前为止，义乌国际博览中心共举办 34 个展会，展览面积约计 85.6 万平方米。

2016年佛山市展览业发展报告

2016年以来，佛山市紧紧围绕经济建设和社会发展目标，认真研究后危机时代会展经济发展趋势，引导组展企业、专业场馆调整工作重心，整合资源，形成合力，开创佛山会展的新业态。

一、展览会数量与类型

全年共举办展会29个。其中，房地产、建材类3个，占10%；轻工商品、工艺品、艺术品、旅游、婚庆礼仪类5个，占17%；人才、创业、文化类4个，占14%；工业类2个，占7%；家具、木工机械类6个，占21%；农业、渔业类3个，占10%；汽车、船舶类5个，占17%；综合类1个，占4%。

表1：2016年佛山市展览会行业类型分布

序号	展览会类型	数量(个)
1	房地产/建材	3
2	轻工商品/工艺品/旅游/婚庆礼仪	5
3	人才/创业/文化	4
4	工业	2
5	家具/木工机械	6
6	农业/渔业	3
7	汽车/船舶	5
7大类合计		28
7大类占全部展览的比例(%)		96

二、展览会规模

全年展出面积超200万平方米，共有超9000家企业参展，全年展会观众超200万人次，其中境外观众11826人次，占0.6%。虽展会展出面积规模较大，但目前大规模的展会仅通过展厅、展场或产业载体进行展出，规模展会所需基础设施仍有待完善和进一步规范。

表2：2016年佛山市规模展会分布

序号	展会名称	面积(平方米)
1	中国(佛山)国际陶瓷及卫浴博览交易会	300000
2	亚洲国际家具材料博览会	400000
3	中国顺德国际家用电器博览会	110000
4	第二届珠江西岸先进装备制造业投资贸易洽谈会	30000
5	第二届中国(广东)“互联网+”博览会	45000

三、场馆分布

地区展馆承接展会比例依然变化不大，佛山市顺德区的展馆承接展会数量占86%，展会面积占64%；佛山市禅城区的展馆承接展会数量占14%，展会面积占36%。潭洲国际会展中心今年9月投入运

表3：2016年佛山市承接展会分布

展馆区域	展览会数量(个)	展览会总面积(万平方米)
顺德区	24	122
禅城区	4	68

营，佛山市会展场馆水平得到显著提升，该展馆与国际顶尖会展运营商合作，将以工业展馆的定位，依靠佛山工业制造雄厚的基础和毗邻广州的区位优势，一方面承接琶洲国际会展中心的溢出效应，另一方面为



国内智能制造业产品博览会打造最好的专业展馆。

四、主要特点

1、政府对会展业高度重视和认可

佛山市政府参与展会营销、协调与服务，为中外客商留下了良好的印象。市商务局拟开展会展业的专题调研工作，为出台佛山市加快发展会展业的若干意见提供依据，在全市范围内立足全局，统筹兼顾区域整体利益，引导会展业的健康有序发展。

2、重视会展主体的壮大

佛山市通过与国内外一流企业的合资、合作，培育一批专业性强、实力雄厚的本土组展企业。利用中德工业城市联盟、汉诺威展览公司资源，通过合资、合作、独资方式重点引进欧美、香港等地区外资会展企业，健全会展产业链。支持和鼓励本市大型展览企业以资本为纽带，通过兼并重组、合资、合作等多种形式，形成一批规模大，国际竞争力较强的本土品牌会展企业。大力扶持本土品牌会展企业融资上市。

3、品牌会展升级力度加大

鼓励支持 B2B 办展模式，依托佛山优势产业，举办与家具、家电、陶瓷、花卉、机械装备、木工机械、高端装备制造产业、互联网相关的专业题材展会，大力支持引进（申办）国内外大型展会。支持“互联网+”博览会、木工机械展、顺德家电展、家具精品展等会展项目品牌提升。通过与国际机构合作，提高境外参展商和观众的比例。同时，积极引导参与国际展览协会（UFI）、国际大会与会议协会（ICCA）等国际性组织的认证，提升品牌价值。

4、会展人才体系逐步完善

引导原有高校、中职设置会展业相关专业，积极引导校企合作，鼓励中介机构、行业协会与相关院校和培训机构联合培养、培训会展专业人才，并将在顺德建立会展“产、学、研”科研教育基地。

国内行业篇

本篇收录了 2016 年纺织、电力行业年度展览报告。介绍了两大行业办展规模、办展特点以及主要展会项目情况。



2016 年纺织业展览发展报告

2016 年, 纺织贸促会在中国纺织工业联合会和中国国际贸易促进委员会纺织行业分会的领导下, 在全球经济复苏缓慢的大背景下, 不断提高创新意识和服务意识, 顺利完成年度工作任务。

一、境内展

2016 年, 纺织贸促会共举办 13 个境内展, 展出面积 1, 045, 552 平方米, 展商 14, 869 家, 到场观众 474, 498 人。

1、行业“全产业链”与“大联展”模式日趋成熟

2016 年, 纺织展会具有极强的“全产业链”特征, 举办了春秋两季的 Yarn expo 纱线展、世界规模最大的 Intertextile 系列面料展, 涵盖三大终端领域的服装展 (CHIC 和 PH Value 两大品牌)、亚洲规模最大的 Intertextile 家纺展和产业用品展 (CINTE 和 CINE 两大品牌)、亚洲规模最大的纺织机械展 (ITMA AISA+CITME)。

经过两年的积累和发展, 春秋两季的纺织行业联展模式 (今年春季五展和秋季六展) 已经建立并日趋成熟, 并成为中外纺织界的重要盛事。上下游展会的集中举办, 形成了大联展的规模效应, 顺应了行业发展的需求, 展会效果深得业内企业和观众认可。

2、展会规模稳步增长、国际化水平不断提升

一直以来, 纺织展览会保持着积极增长的发展态势, 今年境内展会面积超过百万平方米, 比去年同比增长 44%, 展商数量增长 21%, 观众数量增长 14%。纺机展、产业用纺织品展、纱线展海外展商比例超过 30%, 面料展、纺机展、纱线展海外观众接近 20%, 展会在健康发展的过程中国际性日益深化。

3、展会品牌影响力和专业化水平进一步提升

经过多年的培育和发展, 许多专业展会已经成为国际知名品牌展, 而且品牌影响力在逐渐扩大。2016 年面料展和家纺展因展会规模和品牌影响力突出, 受到了上海市政府的表彰和奖励。纺织贸促会在展会组织过程中通过设定展商准入门槛, 选择和引进能够代表业内最新技术水平和创新特色的优质企业进行展示, 并通过优化展品类别与展区设置来提高布展的细分化和精准化。注重提高展会信息化运营水平, 通过定制的展商管理系统和观众管理系统实现展会流程的数字化管理, 并进行科学、全面的观众数据分析, 促使展会专业化水平进一步提升。

4、坚持做好行业公益平台, 引导行业健康发展

多年来, 纺织贸促会一直坚持做好行业公益平台。今年面料展继续设立“新技术创新空间”, 扩大我

国纺织新技术成果的推广与应用，促进提升科技成果转化率；家纺展设立设计大赛获奖产品展示区，引导行业由制造型向创造型转型；在各展会设立行业流行趋势展示区，引领设计趋势和消费走向。通过行业公益平台的设立，充分发挥展会展示行业创新和品牌建设的窗口功能，推动行业产业升级和结构调整。

二、海外展

2016年，纺织贸促会自主举办10个境外展，展出净面积15,666平方米，同比增长约13%，展商1504家，同比增长14%。同时组织业内1233家企业参加了7个国外优质展会，展出净面积17,744平方米。

1、既有展会品牌效应日益显现

目前纺织贸促会美国纽约展和法国巴黎展每年春秋两季且展览面积有较快的增长，已发展成为中国在境外举办的品牌专业展，企业参展踊跃。今年美国展净面积超过8000平方米，展商总计800余家；巴黎展恰逢十周年，参展净面积近6000平方米，展商近600家，面积和展商数量同比增长44%。参展企业不仅在数量上有了一定的增长，展品质量和展出风格较以往也有了较大提升。同时纺织贸促会自13年布局南美，创办巴西展。受巴西宏观经济影响，组织较为困难，但仍在坚持布点，关注巴西市场的发展。

2、积极布局新兴海外市场

在做好传统出展项目的基础上，今年开始布局非洲市场，举办首届中国纺织精品展（南非），组织了100余家企业参展，展会净面积超过1000平方米，展会效果得到了企业的认可。孟加拉作为中国纺织服装企业产业转移承接的重点地区，一直为中国纺织服装企业所关注，为顺应企业需求，今年在孟加拉达卡DIFS展中首次设立中国展团。与此同时，纺织贸促会以境外展会为平台，通过推介会等方式积极开展行业“走出去”的相关服务工作，为企业提供更加丰富的市场信息。

3、精选海外优质展会

为保证企业参加海外展的参展质量，纺织贸促会根据企业市场需求，对外展的专业标准进行认真调研和严格筛选。今年共组织企业参加了法国TEXWORLD面辅料展、法兰克福家纺展、波士顿无纺布展、北美产业用纺织品展、雅加达纺机展和俄罗斯家纺展等七个优质展会，为企业开拓海外市场搭建优质平台。



2016 年电力展览发展报告

2016 年是“十三五”的开局之年，电力行业发展进入电力需求增速进一步放缓、电源结构加速调整和终端用能方式加快转变的新时期。电力贸促会积极开拓创新，把握行业热点需求，提升会展服务，努力克服经济下行、企业参展意愿锐减等不利因素，取得了一定的成效，获得了行业的认可。

全年组织来华展 6 个，总参会代表 6000 余人，展示总规模 8 万余平米；组织赴境外参展 1 个，展览总规模 3000 平米，参会代表 1500 人次。主要的会展项目如下：

1、第八届中国国际清洁能源博览会

中国国际清洁能源博览会（简称清博会）至今已有八届，现已成为国内同类展会中规模最大、专题最多的综合型展会。内容主要包括清洁能源并网、太阳能光伏、太阳能光热、电动汽车充电基础设施、储能应用、分布式能源和天然气发电、生物质能发电等。展会举办期间，围绕国家政策推动、技术进步、装备发展、清洁发展、节能减排以及社会责任等方面配套了一系列数十场专题研讨，全面交流了我国清洁能源行业“十二五”发展的突出成就，并从清洁能源的发展目标、机遇与挑战以及我国能源体制改革、“一带一路”清洁能源战略规划、构建能源互联网等方面对“十三五”期间清洁能源发展进行了展望。活动得到了国家能源主管部门、电力集团、多个省市、清洁能源重点装备企业、国内外行业协会、组织以及有关国家驻华使领馆的高度重视和积极参与。来自美国、德国、日本、奥地利、芬兰、加拿大、法国、意大利、俄罗斯、印度、台湾等近 20 个国家和地区的 300 多家企业参展，展示规模达 25000 多平米，参会人员达 1000 人，专业观展人数突破 2 万人。

2、2016 年中国 - 东盟电力合作与发展论坛及展览会

中国 - 东盟电力合作与发展论坛及展览会是由中国 - 东盟博览局邀请，配合中国 - 东盟博览会举办的电力专业活动。该活动因为聚焦中国东盟合作曾受业界追捧，但随着中国 - 东盟电力国际合作逐渐步入稳定阶段，在近几年一度出现参与人员锐减的情形。

2016 年，电力贸促会努力开拓办会办展思路，邀请在东盟地区发展较好的电力企业集团共同协办，并以“发展清洁电力，共促经济发展”为主题，针对清洁电力发展、区域互联互通、电力产能合作、“一带一路”战略等热点议题展开交流，为展会注入了新的活力，为中国和东盟国家能源电力项目、业务合作和信息往来搭建高效互动平台。

3、第十六届中国国际电力设备及技术展览会

中国国际电力设备及技术展览会（以下简称“EP 展”）自 1986 年举办以来，已经成为国内影响力最高的电力行业大展，是国内唯一受国际展览业协会认可的电力品牌展，连续五年列入商务部重点支持展会。近年来，由于电力行业扩张速度下滑、新型宣传媒介的兴起以及电力设备集中采购趋势的影响，EP 展受到

较大冲击。针对这种情况，电力贸促会积极采取措施，在行业主管单位中国电力企业联合会的指导下，不断为展会策划新的主题。2016年，结合电力安全、节能环保和电力标准这三个对实现“十三五”电力发展目标有着重要意义的热点领域，EP展策划了中国电力企业联合会标准发布会、“中国电力安全与应急管理”专题活动、电力节能环保交流会暨专题展示等展、会结合的同期活动。展期组织了电力安全、电力标准、电力环保与国际合作等方面的专家参与新闻发布会，向媒体深入浅出地介绍了活动的组织情况和举办意义，增强了展会服务政府、行业、企业和社会的职能。

展会吸引了来自澳大利亚、奥地利、加拿大、法国、德国等40个国家和地区的近千家企业参展，总展示面积超过40,000平方米，为历届之最，吸引专业参观观众近30,000人次，参会代表千余人。



互联网与会展业深度融合 推动产业创新发展

随着以移动互联、云计算、大数据、物联网等为标志的新一代信息技术的不断发展，“互联网+”成为新常态下驱动中国经济转型升级的内在引擎。互联网与传统产业的渗透融合以其强大的技术创新、商业模式创新优势，从市场、资本、资源等层面破除行业垄断，促进要素重新分配和产业结构升级。2015年，《国务院关于进一步促进展览业改革发展的若干意见》提出，加快信息化进程，引导企业运用现代信息技术，开展服务创新、管理创新、市场创新和商业模式创新，发展新兴展览业态。举办网络虚拟展览会，形成线上线下有机融合的新模式。推动云计算、大数据、物联网、移动互联等在展览业的应用，实现互联网与会展产业的深度融合，成为会展业创新发展的必然举措。

在会展业应用互联网的早期阶段，行业运行主体通过创建官方网站等方式，开展展览会线上平台，展示企业形象、宣传展会项目、发布相关资讯，互联网的应用主要作为营销推广的工具而不是盈利手段。近两年，会展业信息化水平显著提高。随着移动互联网的兴起，“自媒体”蓬勃发展，微博、微信等即时通信工具成为人们获取信息的重要来源，会展业也顺应形势开始建立官方微博、官方微信、公众号，及时发布展览资讯并与客户开展互动交流。展会官网、官方微博、官方微信使用率大幅增长，公众号、专业化信息平台等方式得到普遍应用。然而，互联网对会展业发展的冲击远不仅于此，“互联网+”作为推动会展业新一轮转型的外在动力，将对传统会展业形成具有变革意义的冲击和倒逼，刺激会展商业模式主动调整，变革服务边界，提高服务效率和服务质量，进一步深化改革，再造产业链条，重构产业格局。

一、“互联网+会展”：传统会展再造

1、“互联网+”实现信息共享

受展会举办期间资源太多、时间太短、参与者结构复杂等因素限制，传统方式很难对展会资源进行深入开发，传统会展模式对会展资源的利用度、开发度并不高。互联网的价值恰恰体现为网络技术对用户在线数据的挖掘与分析。云计算、大数据的兴起，使得对信息的低成本深度挖掘得以实现，从而使“信息”所具备的巨大价值得到充分释放。依托互联网将原本孤立的信息相连，通过大数据完成信息交换与共享，互联网打破行业固有的信息传输通道，改变行业游戏规则，使行业运行变得透明、高效。

2、“互联网+”促进供需匹配

对传统产业而言，线上与线下是严重分离的，信息不对称成为难以跨越的顽疾。传统会展业封闭的信息传递渠道导致行业信息不透明，参展商与主办方之间的信息交流难以顺畅进行，供需双方不能进行有效

地筛选和匹配。互联网思维下，线上线下的融合与协同，将形成以市场为导向，为用户提供精准服务的商业模式，这无疑将成为会展业发展的一大热点。对会展业而言，线上线下结合（O2O模式）的核心是通过互联网把实体展览信息传递给目标人群，使参展商和观众能够全面掌握展会信息，进而实现有效地对比与筛选；同时，通过互联网能够“找到”潜在目标客户，把线上客户引入实体会展活动，并在此过程中搜集和分析客户需求数据，有针对性地提供增值服务。

3、“互联网+”重塑多方体验

“互联网+会展”将信息流和资金流放在线上，将商流、物流放在线下，最大限度地集成线上和线下优势，在降低搜寻成本和交易费用的同时，提升多方体验。依托互联网技术对目标受众的深度分析，会展产品供给方可以了解活动需求方对产品和服务的需求，预测展会效果，以此为依据完善会展活动的策划组织。参展商一方面可以通过线上信息查询历史成交数据、参展效果、服务质量等数据，实现对组展方的对比与筛选，选择实力强、服务好的展览参与，助推展览市场的优胜劣汰，提高市场整体供给水平；另一方面可以通过对用户网络数据，如在线时长、搜索内容、跳转记录、评论转发等情况的收集、分析和整合，总结用户习惯和个人偏好，事先了解目标市场特征，有效刺激潜在市场需求，提高目标受众的比例。借助互联网资源，观众可以更清楚全面地了解展会和参展企业及其产品，有针对性地搜寻信息，定向了解所需产品，自主设计参观动线，提升参展体验。最后，大数据分析有利于展后服务体系构建，便于跟踪客户，实现客户关系管理的智能化。

“互联网+会展”提供的不仅是传统展会所具备的服务与线上资源的相加，还提供“智能化”增值服务。利用网络系统，推进展览活动流程的程式化、智能化、规范化和自动化管理；集成经济有效、自由方便、快速准确、具有极强互动性的网络平台；对会展活动进行展前、展中、展后的全过程管理；全方位重塑主办方、参展商、服务商和观众的体验，实现多方共赢。

二、“互联网+会展”：商业模式创新

传统会展是在特定时间、特定地点举办的活动，而互联网具有不受场地限制、不限人数、不限时间的特点。互联网与会展业融合发展的表现形式从初级的传统展会向线上延伸、电子商务跨界合作发展到专门为会展业“定制”的移动客户端和专业性会展服务平台，且仍然在不断创新演变中。

1、传统展会线上延伸

传统会展业务向线上的延伸，采用网络在线的形式把展会搬上网络虚拟空间，实现线上线下实时互动，突破展会场地和时间限制，使供求双方建立一对一、一对多和多对多的垂直接触，以便双方更快捷、更深刻、更细致地增进了解，提高贸易效率，增加贸易机会。在保障了传统实物会展所提供的“眼见为实”交流体验的同时，提供更加人性化的增值服务内容。例如，展前，时刻与客户保持联系，在展览项目宣传，参展商与组展商之间业务往来，物流服务提供方与需求方联系和约定，参展商与相关部门的联络中，更快捷便



利地传播和处理数据信息；展中，运用互联网搜集观众资料，进行统计和分析。

2、电子商务跨界合作

电子商务可以提供网上交易和管理等全过程服务，具有广告宣传、咨询洽谈、网上订购、网上支付、交易管理等功能。电子商务作为一个日趋成熟的行业，通过向会展业的延伸来扩展业务渠道。目前一些电子商务网站已经开始尝试线下的会议服务，利用自身的买家和卖家资源，借助会展企业合作伙伴的现场平台，开展特定主题的见面会，创造了新的产业运行模式。

3、移动应用平台

随着移动互联的发展，手机 APP 移动会展平台的应用愈发广泛。移动应用平台为主办方、参展商、观众提供便捷高效的信息服务。在“智慧”会展场馆内，利用手机 APP 可以“导航”到想要去的展位和停车位，随时随地预订餐饮、酒店、旅游服务和物流服务。通过手机 APP 可以查询展厅介绍、近期展会、展商信息、展出展品、历史会展、热点内容等信息。此外，移动客户端可以识别客户运动轨迹，记录客户在展馆内的停留偏好并绘制出逛展地图，利用这些信息，可以分析人员参观路线，进行客流统计分析。

4、会展服务平台

在“互联网+会展”风潮中，全国性展览信息平台、地方性展览信息平台和企业自主研发的展览信息交易平台迅速发展。尤其是企业自主研发的展览信息交易平台，以市场需求为导向，致力于从源头上解决参展信息不对称、服务碎片化、缺乏交易担保的行业顽疾。会展服务平台广泛搜集历史数据，基于历史数据进行展会对比，便于参展商进行筛选；围绕企业参展业务需求整合上下游服务资源，接入第三方合作企业，将参展物料印刷、展品运输、礼仪模特、酒店机票等服务纳入平台，帮助展装公司承接业务。对于展会主办方而言，还可以通过专业化会展服务平台进行数据管理、门票管理、展位的销售管理，以及基于互联网的营销推广管理。

三、“互联网+会展”：智慧化发展趋势

互联网与会展业融合发展的进程将呈现出“智慧化”趋势：

1、会展设施智慧化

“互联网+会展”的推进以移动互联技术，3D 虚拟技术、现代影像技术和即时通信技术的有效利用为前提，因此，“互联网+”与会展的有效结合需以智慧化设施为保障。推进会展场馆信息化建设，加大智能化会展设施研发和应用力度，合理开发、利用手机移动客户端和智慧化平台，将为智慧管理、智慧营销、智慧布展和智慧服务奠定良好基础。随着软硬件设施智慧化程度的提高，线上功能将得到更为充分的开发，信息传输的安全性将得到更为充分的保障。集成买家检索分析系统、对口观众信息发布、客户关系管理、

在线配对买卖服务、现场跟踪、后期数据挖掘、智能化设备管理等功能将不断完善。

2、管理与服务智慧化

无论是传统会展的网络化延伸、电子商务的跨界融合还是通过移动客户端和专业化会展服务平台的方式实现线上线下的融合，未来的会展管理与服务都会呈现出更加智能化、人性化的特征，体现为有针对性地提供服务，方便参展商和观众实时掌握动态化展会信息。实现参展商对布展、展会进行中的展位动向的全过程监控；实时提供的参观者数量数据，科学监测展区参观人数、交通、安保状况；利用智慧化信息技术打造现场演示、触摸体验、信息交流、网上预约等多个链接交换平台和特色化参展、观展方案制定。

3、信息利用智慧化

互联网的特性决定了信息越多、流量越大，潜在的商机越多。在保护信息安全的前提下，对信息资源进行开发是产业升级的前提。“互联网+会展”的关键不在于强化信息的流动与传输，而在于信息深层处理能力的跨越式提升。从单纯相互联结的“互联网时代”步入对信息进行深度挖掘的“大数据时代”决定着未来发展将着力于针对海量数据形成全面、智能、精炼、友好的深度分析，推进大数据落地、形成数据决策力，将各类相关数据合理地运用到决策体系中，基于数据进行科学决策，对企业运营及战略形成强有力的支撑。



京津冀会展业战略布局与协同发展研究¹

一、京津冀地区大力发展展览业的重要性

展览业是促进贸易、投资和商务信息交流的重要生产服务平台，不仅能够有效促进产业发展，而且对全面拉动举办城市的经济增长具有重要价值。从国内外展览业的发展实践中可以看出，展览业总是在经济相对发达的地区得以率先发展，与此同时又为这些地区的产业增长和城市发展注入新的活力，从而形成良性循环。

在经济领域中，京津冀协同发展从近期看需要重构三地的产业结构，推动现有产业优化升级，培育新的区域经济增长点；从长远看，需要通过协同发展，全面提升京津冀的综合经济实力和地区辐射能力，发挥京津冀在中国大北方经济发展中的引领作用；此外，在国际经济合作方面，京津冀地区需要成为中国与东北亚国家经贸与投资合作的前沿阵地。

为了完成这些发展目标和使命，会展业需要在京津冀协同发展中有所作为，充分发挥会展业在促进产业发展和拉动举办城市经济增长中的“引擎”作用。通过展览展示和投资洽谈等活动，为京津冀地区和中国大北方地区的经济增长注入人才、资金、技术、信息等生产要素，为解决协同发展中出现的问题提供交流平台和解决方案，为提振举办城市经济注入新的动力。

二、京津冀地区展览业面临的主要问题

1、展览会的发展现状已经难以满足京津冀地区的经济需求。

展览会作为一种服务于区域经济发展的平台，其自身的发展客观上需要与区域经济的体量、结构和发展态势相适应。但是，从京津冀地区的发展现状看，目前展览会已经无法满足区域经济的需求，从而成为制约京津冀经济协同发展中的“短板”。从长三角、珠三角、京津冀三个最具影响的经济区域看，展览会在京津冀地区的“短板”特征已经非常明显。根据中国会展经济研究会的统计，2015年全国共有30个总展览面积超过20万平方米的展览会，其中长三角12个，珠三角11个，而京津冀只有2个；全国共有124个总展览面积超过10万平方米的展览会，其中长三角40个，珠三角33个，而京津冀只有12个；2015年各行业排名前三位的363个展览会中，长三角有118个，占32.5%，珠三角有84个，占23.1%，京津冀只有40个，仅占11%。而从三大经济区域的经济体量看，之间的差距远没有展览业这么大。

2、展览场馆设施的现状已经无法满足展览市场的需求。

1. 本文为刘大可教授主持的北京市社会科学基金重点项目（项目编号14JGA010）“京津冀会展业战略布局与协同发展研究”的研究成果摘要。

在过去 10 余年间，京津冀地区通过新建、改建、扩建等多种措施，在场馆建设方面已经取得了较大进展，但是这些场馆都是在特定的历史背景下，各地方从自身利益出发设计兴建的，普遍存在单体规模小、发展定位雷同、配套设施不全、软硬件设施落后等弊端，不仅没有起到区域协同发展效应，而且低水平的重复建设反而加剧了区域内部的恶性竞争。据统计，京津冀地区目前除了中国国际展览中心新馆和石家庄国际会展中心刚好达到 10 万平方米的规模外，其他场馆的展览面积绝大部分都在 5 万平方米以下。而长三角地区的上海国家会展中心，目前已经建成并投入使用的室内展览面积为 40 万平方米，坐落在珠三角地区广州的中国进出口商品交易会展馆室内展览面积为 33.80 万平方米，此外，2016 年深圳还将在宝安空港新城开建 50 万平方米的国际会展中心。京津冀地区大型展览场馆的供给短缺，已经迫使很多在北京地区成长起来的展览会不得不移师上海举办。以中国国际汽车商品交易会（CIAPE）为例，该展览会过去长期在中国国际展览中心（老馆）举办，由于场地面积制约，2013 年的展出面积只有 7 万平米，2014 年移师上海国家会展中心后，增长迅速，当年展出面积达到 12 万平方米，2015 年更是突破了 18 万平方米。京津冀地区如果不建设新的场馆，“北展南移”将会成为展览主办者的必然选择。

3、政府的政策措施已经无法满足展览业协同发展的未来需求。

会展业作为一种具有较强的外部经济性的特殊服务业，在绝大多数国家都得到了政府的大力支持。不少国家的政府不仅投资兴建了大型会展中心，而且对企业参展和组织者举办展览都给予了相应的资金支持，在海关、公共安全、道路交通等多方面为展览会的举办提供便利。近年来，为了促进会展业的发展，京津冀三地分别出台了一系列政策措施，从产业规划、财政、税收、土地、人才等多个领域为展览场馆建设、培育和引进品牌展览会、支持中小企业参展等提供支持。虽然这些措施在推动京津冀地区会展业发展中曾经发挥过许多积极作用，但是绝大多数都是站在推动本地会展业发展的视角上提出的。在京津冀协同发展的时代背景下，这些措施不仅无法满足京津冀会展业协同发展的需求，而且不少地方性制度规则有可能成为制约京津冀协同发展的制度障碍。

三、京津冀展览业发展的战略定位

战略定位是对京津冀地区会展业发展愿景和发展目标的长远构架设计，不仅关系到会展业自身的发展，也关系到会展业服务京津冀协同发展的能力和深度。所以，在制定京津冀地区会展业的战略定位时，需要重点考虑以下两点：

1、愿景定位。

愿景定位是关于京津冀会展业发展规模和影响力的远景设计，从京津冀地区的战略定位和发展愿景出发，结合中国会展业的总体布局，京津冀地区会展业应该定位于“中国大北方地区最重要的会展业集聚地”和“东北亚地区有广泛影响的专业展览举办地”。这一愿景定位，从国内市场来看，在稳居中国“北方展览第一区”的同时，要与长三角和珠三角会展业一道，继续巩固这三个区域的中国会展业“前三甲”地位，不过在展览市场规模目标上应略低于长三角地区，力争与珠三角持平。此外，从国际市场来看，京津冀地区的会展业应定位于成为超越韩国首尔和日本东京的东北亚地区著名的国际展览举办地。

2、功能定位。



京津冀地区的会展业应具备双重功能，一方面要成为京津冀地区以及中国大北方产业发展的“助推器”，另一方面要成为拉动京津冀区域现代服务业发展的“新引擎”。为了助推产业发展，京津冀地区需要培育与该区域传统产业以及未来新兴产业紧密相关的品牌展览会，并依托展览会为这些产业注入新的理念、引来新的投资，拓展新的市场；为了拉动京津冀地区现代服务业的发展，需要进一步完善会展业产业链，提高产业链各环节的技术含量与服务水平，通过会展业产业链各环节服务价值的提升来放大会展业对京津冀地区现代服务业的拉动效应。

四、推进京津冀展览业协同发展的政策措施

1、基于京津冀协同发展战略制定展览业协同发展规划。

虽然在新时期的国家战略布局中淡化了北京作为“经济中心”的战略定位，但京津冀地区在国家战略中不仅需要进一步强化“经济中心”的功能，而且还需要担当辐射并带动中国北方经济发展的历史重任。这就决定了展览业作为促进投资和贸易的重要平台，在京津冀地区不仅不能弱化，而且应该不断加强。为此，需要从京津冀地区的战略功能定位出发，克服过去京津冀三个行政区域各自进行本区内展览业规划的传统做法，从协同发展的视角，三个区域携手联合规划展览业的区域布局、层级布局和行业布局，通过培育引领区域发展的品牌展览会等措施，进一步提升京津冀地区展览业的影响力，力争做到从当前出现的“北展南移”现象逐步转变到京津冀地区展览会的“内部转移”，甚至在未来力争实现部分展览会的“南展北移”。

2、重新规划论证和启动京津冀地区大型展览中心建设。

研究发现，虽然会展业在推动京津冀协同发展方面具有非常重要的地位和作用，但是现实看来，会展业的这种地位和作用远未得到有效发挥。京津冀地区近年来不仅没有培育出与区域协同发展相适应的特色知名展览会，而且传统的著名品牌展览会也因为发展的瓶颈约束而不断外流。这种状况的出现虽然是由多种原因造成的，但是缺乏高水准、大规模的展览场馆显然是制约京津冀地区会展业发展的关键因素之一。因而，重新规划论证和启动京津冀地区大型展览中心建设，已经成为推动京津冀会展业发展的当务之急。那么，如何科学规划京津冀地区展览场馆的未来布局呢？课题组认为关键需要考虑两大因素：一是从有利于京津冀协同发展的战略布局出发合理选址，让展览场馆成为推动京津冀协同发展的助推器，确保展览场馆成为京津冀协同发展的成果和促进协同发展的平台；二是要依据会展业自身的发展规律，尽力选择区域对外交通枢纽地段，以确保展览期间的人流和物流畅通。遵循上述两个基本原则，课题组认为在京南机场附近区域建设40万平方米左右的大型展览中心，同时配套启动京津冀会展产业园建设，应该是一种较为理想的选择。一方面，该机场地处北京大兴、河北廊坊和天津武清交界处，对京津冀地区的辐射能力强；另一方面，空港经济与会展经济的协同发展有助于形成合力，迅速提升区域竞争力；此外，从会展业自身的发展规律看，便利的航空交通能够成为推动会展业发展的有力支撑。

3、推动公共服务政策对接，提升展览业公共服务效率。

展览会作为人流集中、涉及面广、影响力大的特殊活动，迫切需要交通、消防、公共安全、海关、新闻传播等多方面公共服务的支持。但是从现实情况看，不仅京津冀三个地区的公共服务没有形成联动机制，即使在各自区域内会展业的公共服务也存在严重不足。以北京为例，作为京津冀地区的中心城市，尽管北

京在市场规模、基础设施等方面具有举办大型展览会的优势，但是北京作为国家的首都，需要举办亚太经合组织（APEC）峰会、纪念中国人民抗日战争暨世界反法西斯战争胜利70周年大会等众多大型政治活动，当这些活动的举办与贸易展览会发生冲突的时候，展览会不仅得不到应有的公共服务，有时还不得不延期举办甚至取消。除此之外，为了疏解城市拥挤、确保城市安全，在北京举办展览会时不仅需要履行更加严格的审批程序，而且在防火、防爆、防突发事件等方面也需要满足更高的要求。尽管这些举措在确保城市的宏观利益方面发挥了积极作用，但是对展览主办机构而言，可能因此而面临更多的麻烦。所以，京津冀地区会展业的协同发展，迫切需要推动京津冀地区公共服务政策对接，从而创造良好的办展环境。

4、改善制度和政策供给，优化办展环境。

首先，从制度层面看，京津冀协同发展战略不仅是对城市群建设的探索，同时也要实现不同行政区域间协同发展体制与机制的创新。展览会作为区域经济发展的引领平台，需要在京津冀协同发展中发挥其应有作用。京津冀会展业的协同发展，同样需要决策体制和机制上实现创新。这种创新不仅需要体现在一般意义上的工作互动，更需要在产业规划、产业布局、投资机制、利益均衡等方面做出统筹安排和统一决策。其次，近年来北京、天津、河北都比较重视会展业的发展，分别出台了大量的扶持政策，从土地规划、场馆建设、项目引进、人才培养等多个方面采取了一系列措施，推动会展业的发展。但是，从这些政策的实施结果看，一方面导致了展览中心的重复建设，另一方面，引发了展览市场的内部竞争。不仅没有形成协同发展的格局，而且还导致出现了目前京津冀地区的会展业“规模小、主题散、效果差”的局面。因而，站在提升京津冀会展业总体实力的角度，通过政府间的协同运作形成合力，进一步优化政府支持方式，加大政府扶持力度，已经成为提升京津冀地区会展业总体实力的必然选择。

5、推进京津冀会展人才培养协同发展，全面提升人才素质。

会展业属于“轻资产”的领域，对人力资源的依赖度高，会展业的竞争力更多地来自从业人员的策划、创意与服务。因而，京津冀会展业的协同发展需要在人才培养领域率先突破。遗憾的是，目前京津冀地区会展专业人才的培养同样处于相对滞后的状态。首先，从会展专业在校生的数量看，2015年京津冀三地在在校生总数为5627人，而广东一个省就高达6648人，长三角地区仅浙江和上海两省市合计已达6632人；其次，从开设会展专业的高等院校数量看，目前全国已有225所高职院校和101所普通高校开设了与会展相关的专业，而京津冀三地的高职高专院校目前只有32所，本科院校仅有16所，大部分会展院校同样集中于长三角和珠三角地区；最后，从人才培养的协同发展看，京津冀三地的高校目前基本处于“老死不相往来”的隔离状态，不同地区人才培养之间的交流既缺乏政府的推动，也缺乏高校间的主动沟通。而在长三角地区，高校之间不仅通过研讨会、论坛等形式建立了经常性的交流机制，而且推出了共同认可的“会展业岗位能力认证”项目，该项目考试合格者将获得长三角紧缺人才培训中心颁发的长三角紧缺人才岗位能力证书，此证书已经得到上海、南京、杭州、宁波、无锡、苏州六城市的共同认可。因而，京津冀地区会展人才的培养，一方面需要加大政府扶持的力度，鼓励高校、协会、专业培训机构等多种主体加入到会展人才培养的队伍中；另一方面，通过学术会议、职业资格共同认证、科研项目合作等多种途径，为会展人才培养工作者提供沟通与交流平台，实现人才培养协同发展质量的提升。



附录一

2016年中国内地2万平方米以上商贸展会一览表(不含港澳台地区)

序号	展会名称	开幕日	展期	省份	城市	举办地	面积
1	2016第13届安徽国际汽车展览会	2016.10.1	7	安徽	合肥	合肥滨湖国际会展中心	100000
2	2016第14届中国(合肥)苗木花卉交易大会	2016.10.21	3	安徽	合肥	中国中部花木城会展中心	85000
3	2016第十届中国(合肥)国际文化博览会	2016.9.20	3	安徽	合肥	合肥滨湖国际会展中心	73000
4	2016中国安徽(合肥)农业产业化交易会	2016.9.9	3	安徽	合肥	合肥滨湖国际会展中心	72000
5	2016中国合肥国际汽车展示交易会(春季)	2016.4.30	4	安徽	合肥	合肥滨湖国际会展中心	50000
6	2016第十二届中国(安徽)国际糖酒食品交易会	2016.5.13	3	安徽	合肥	安徽国际会展中心	45000
7	2016第十三届中国(安徽)国际糖酒食品交易会	2016.11.25	3	安徽	合肥	安徽国际会展中心	45000
8	2016第十届中国(合肥)国际家用电器暨消费电子博览会	2016.11.18	3	安徽	合肥	合肥滨湖国际会展中心	40000
9	2016第七届中国(芜湖)科普产品博览交易会	2016.11.11	3	安徽	芜湖	芜湖国际会展中心	40000
10	2016中国饲料工业展览会	2016.4.19	2	安徽	合肥	合肥滨湖国际会展中心	36000
11	2016中国合肥国际烘焙展览会	2016.4.8	3	安徽	合肥	安徽国际会展中心	35000
12	2016第十一届中国(安徽)国际电动车展览会	2016.4.22	3	安徽	合肥	安徽国际会展中心	35000
13	2016国际(亳州)中医药展会暨第三十二届药博会	2016.9.9	2	安徽	亳州	亳州会展中心 (中药材交易中心)	30000
14	2016中国国际节能与新能源汽车展览会(合肥)	2016.8.25	4	安徽	合肥	安徽国际会展中心	30000
15	2016中国(合肥)机电产品交易会	2016.10.11	3	安徽	合肥	安徽国际会展中心	30000
16	2016中国中部(合肥)国际装备制造博览会 暨安徽国际工业装备展览会	2016.5.12	4	安徽	合肥	合肥滨湖国际会展中心	25000
17	2016中国(安徽)国际肥料、农药交易会	2016.5.7	2	安徽	合肥	安徽国际会展中心	25000
18	2016中国国际林业机械展览会	2016.10.20	3	安徽	合肥	合肥滨湖国际会展中心	25000
19	2016第八届安徽国际社会公共安全产品暨警用装备展览会	2016.5.26	3	安徽	合肥	合肥滨湖国际会展中心	24000
20	2016第十七届全国医院建设大会 暨中国国际医院建设、装备及管理展览会	2016.5.21	3	安徽	合肥	合肥滨湖国际会展中心	23500
21	2016第六届中国(安徽)婚博会暨婚庆产业博览会	2016.9.2	3	安徽	合肥	安徽国际会展中心	21600
22	2016中国(安徽)第六届婚博会	2016.6.17	3	安徽	合肥	安徽国际会展中心	20100
23	2016中国(合肥)国际家电配件及配套服务采购交易会	2016.3.26	3	安徽	合肥	合肥滨湖国际会展中心	20000
24	2016第6届中部安徽孕婴童产品展览会	2016.6.24	3	安徽	合肥	安徽国际会展中心	20000
25	2016第四届中国(合肥)工程机械展览会	2016.3.25	3	安徽	合肥	安徽国际会展中心	20000
26	2016第十届中国国际坚果炒货食品展览会	2016.4.17	2	安徽	合肥	安徽国际会展中心	20000
27	2016第七届中国(安徽)国际电动车、三轮车及零部件展览会	2016.4.24	3	安徽	合肥	中国中部花木城会展中心	20000
28	2016第七届安徽广告印刷包装工业展览会, 2016第十届安徽广告设备及LED、标识标牌展览会	2016.5.8	3	安徽	合肥	合肥滨湖国际会展中心	20000
29	2016年第三届中国(安徽)国际养老服务产业博览会	2016.12.2	3	安徽	合肥	安徽国际会展中心	20000
30	2016第六届中国安徽春季婚博会	2016.3.18	3	安徽	合肥	安徽国际会展中心	20000
31	2016第六届中国安徽(阜阳)国际新能源汽车、电动车及零部件展览会	2016.8.27	3	安徽	阜阳	安徽阜阳国际会展中心	20000
32	2016秋季合肥家博会	2016.10.22	2	安徽	合肥	安徽国际会展中心	20000
33	2016(第十四届)北京国际汽车展览会	2016.4.25	10	北京	北京	中国国际展览中心(新馆)	106800
34	2016第22届中国国际汽车用品展览会	2016.2.25	4	北京	北京	中国国际展览中心(新馆)	106800
35	2016第二十三届中国(北京)国际建筑装饰及材料博览会	2016.3.16	4	北京	北京	中国国际展览中心(新馆)	106800
36	CIDE-2016第十五届中国国际门业展览会	2016.3.23	4	北京	北京	中国国际展览中心(新馆)	106800
37	2016第二十三届京正·北京孕婴童产品博览会	2016.4.12	3	北京	北京	中国国际展览中心(新馆)	106800
38	第二十一届中国(北京)国际墙纸墙布窗帘暨家居软装装饰展览会	2016.3.9	4	北京	北京	中国国际展览中心(新馆)	106800
39	第二十七届“国际制冷、空调、供暖、通风及食品冷冻加工展览会”	2016.4.7	3	北京	北京	中国国际展览中心(新馆)	106800
40	2016第十三届中国国际机床工具展览会	2016.6.22	5	北京	北京	中国国际展览中心(新馆)	106800
41	2016第二十一届中国埃森焊接与切割展览会	2016.6.14	4	北京	北京	中国国际展览中心(新馆)	92700
42	2016北京国际汽车维修检测诊断及汽车养护展览会	2016.3.3	4	北京	北京	中国国际展览中心(新馆)	92700
43	第十六届中国国际石油石化技术装备展览会	2016.3.29	3	北京	北京	中国国际展览中心(新馆)	92700
44	2016年中国国际社会公共安全产品博览会	2016.10.25	4	北京	北京	中国国际展览中心(新馆)	92700

附录一：2016年中国内地2万平方米以上商贸展会一览表

序号	展会名称	开幕日	展期	省份	城市	举办地	面积
45	2016中国(北京)国际供热通风空调、卫生洁具及城建设备与技术展览会	2016.5.30	3	北京	北京	中国国际展览中心(新馆)	80000
46	2016北京国际门窗幕墙博览会	2016.11.9	4	北京	北京	中国国际展览中心(新馆)	80000
47	北京国际家具展览会	2016.7.1	4	北京	北京	中国国际展览中心(新馆)	78600
48	第十四届中国国际铸造博览会	2016.5.17	4	北京	北京	中国国际展览中心(新馆)	66000
49	2016第十二届中国(北京)国际动力传动与控制技术展览会	2016.6.9	3	北京	北京	中国国际展览中心(老馆)	60000
50	2016中国国际珠宝展	2016.11.10	5	北京	北京	中国国际展览中心(老馆)	60000
51	第十六届北京国际木工机械及家具生产设备展览会	2016.6.1	4	北京	北京	中国国际展览中心(老馆)	60000
52	2016中国国际建筑工程新技术、新材料、新工艺及新装备博览会	2016.3.9	3	北京	北京	中国国际展览中心(老馆)	55000
53	2016第二十三届北京国际图书博览会	2016.8.24	5	北京	北京	中国国际展览中心(新馆)	53400
54	第十三届中国国际交通技术与设备展览会	2016.5.23	3	北京	北京	中国国际展览中心(新馆)	53400
55	2016国际高端食品与饮料展	2016.6.29	3	北京	北京	国家会议中心	50000
56	2016北京图书订货会	2016.1.6	4	北京	北京	中国国际展览中心(老馆)	46004
57	2016年中国国际广播电视信息网络展览会	2016.3.24	3	北京	北京	中国国际展览中心(老馆)	44700
58	2016第六届北京(春季)国际珠宝首饰展览会	2016.4.8	4	北京	北京	中国国际展览中心(老馆)	44700
59	2016第二十五届北京国际广播电视设备展览会	2016.8.24	3	北京	北京	中国国际展览中心(老馆)	44700
60	2016第二十九届中国国际眼镜业展览会	2016.9.7	3	北京	北京	中国国际展览中心(老馆)	44700
61	第十一届中国北京国际文化创意产业博览会	2016.10.27	4	北京	北京	中国国际展览中心(老馆)	44700
62	2016第十二届亚洲运动用品与时尚展	2016.2.24	4	北京	北京	国家会议中心	40000
63	2016春季中国婚博会	2016.3.19	3	北京	北京	国家会议中心	40000
64	2016第二十一届中国国际口腔设备材料展览会暨技术交流会	2016.6.9	4	北京	北京	国家会议中心	40000
65	2016北京国际风能大会暨展览会	2016.10.19	3	北京	北京	中国国际展览中心(新馆)	39300
66	2016中国国际集约化畜牧展览会	2016.9.6	3	北京	北京	中国国际展览中心(新馆)	39300
67	2016第八届中国国际警用装备展览会	2016.5.17	4	北京	北京	国家会议中心	37000
68	2016年第六届中国国际轻工消费品展览会	2016.7.1	4	北京	北京	中国国际展览中心(老馆)	36732
69	2016第二十五届中国国际专业音响、灯光、乐器及技术展览会(音响·灯光)	2016.9.1	4	北京	北京	中国国际展览中心(老馆)	36400
70	2016(第十四届)北京国际汽车展览会	2016.4.25	5	北京	北京	中国国际展览中心(老馆)	36400
71	2016第十四届中国国际肉类工业展览会	2016.9.27	3	北京	北京	中国国际展览中心(老馆)	36400
72	2016北京国际旅游博览会	2016.6.27	3	北京	北京	国家会议中心	35000
73	2016中国国际节能汽车展览会	2016.10.13	4	北京	北京	国家会议中心	35000
74	2016第十二届中国(北京)国际有机食品展览会	2016.6.12	3	北京	北京	中国国际展览中心(老馆)	35000
75	2016第二十八届国际医疗仪器设备展览会	2016.3.25	3	北京	北京	国家会议中心	33000
76	2016第十八届中国特许加盟展览会	2016.7.9	3	北京	北京	国家会议中心	33000
77	2016第三届中国(北京)国际佛事用品展览会	2016.7.28	4	北京	北京	中国国际展览中心(老馆)	30005
78	2016中国国际现代农业博览会	2016.4.19	3	北京	北京	中国国际展览中心(老馆)	30000
79	2016第四十二届中国国际裘皮革皮制品交易会	2016.1.12	4	北京	北京	国家会议中心	30000
80	2016北京国际喷印雕刻标识技术展览会	2016.3.30	3	北京	北京	国家会议中心	30000
81	2016第二十五届中国国际专业音响、灯光、乐器及技术展览会	2016.5.25	4	北京	北京	中国国际展览中心(老馆)	30000
82	2016中国(北京)国际服务贸易交易会	2016.5.28	5	北京	北京	国家会议中心	30000
83	2016第二十届中国国际软件博览会	2016.5.26	3	北京	北京	北京展览馆	30000
84	2016国际智慧教育展览会	2016.12.9	3	北京	北京	国家会议中心	30000
85	2016中国华夏(北京)家博会	2016.5.20	3	北京	北京	北京展览馆	30000
86	2016第十六届国际电力设备及技术展览会	2016.11.2	3	北京	北京	中国国际展览中心(老馆)	30000
87	2016中国华夏家博会	2016.3.13	3	北京	北京	国家会议中心	30000
88	2016第十七届中国国际环境监测仪器展览会	2016.4.7	3	北京	北京	全国农业展览馆	28000
89	2016第二十五届中国国际信息通信展览会	2016.9.20	4	北京	北京	中国国际展览中心(老馆)	27036
90	2016第二十六届中国国际钓鱼用品贸易展览会	2016.2.18	3	北京	北京	中国国际展览中心(新馆)	26700
91	2016第十八届中国国际花卉园艺展览会	2016.5.11	3	北京	北京	中国国际展览中心(新馆)	26700
92	2016第十七届北京国际天然气汽车、加气站设备展览会	2016.5.11	3	北京	北京	中国国际展览中心(新馆)	26700
93	2016中国国际汽车原厂升级套件暨改装车展展览会	2016.7.8	3	北京	北京	中国国际展览中心(新馆)	26700
94	2016第二十七届中国国际测量控制与仪器仪表展览会	2016.9.21	4	北京	北京	中国国际展览中心(新馆)	26700
95	2016北京世界食品博览会	2016.11.16	3	北京	北京	中国国际展览中心(新馆)	26700
96	第十九届中国北京国际科技产业博览会	2016.5.19	4	北京	北京	中国国际展览中心(老馆)	26065



序号	展会名称	开幕日	展期	省份	城市	举办地	面积
97	2016 第十五届中国国际住宅产业暨新型建筑工业化产品与设备博览会	2016.10.13	3	北京	北京	中国国际展览中心(新馆)	25200
98	2016 中国国际高尔夫球博览会	2016.3.4	3	北京	北京	国家会议中心	25000
99	2016 艺术北京博览会	2016.5.1	3	北京	北京	全国农业展览馆	25000
100	2016 年第十四届中国国际科学仪器及实验室装备展览会	2016.5.22	3	北京	北京	国家会议中心	25000
101	2016 中国国际房车展览会	2016.6.18	3	北京	北京	北京展览馆	25000
102	2016 中国水博览会	2016.11.15	3	北京	北京	中国国际展览中心(新馆)	25000
103	2016 三届中国(北京)国际医疗旅游展览会	2016.12.18	3	北京	北京	北京展览馆	25000
104	2016 第二届北京音乐生活展	2016.7.1	3	北京	北京	北京展览馆	25000
105	2016 中国国际安全生产及职业健康展览会	2016.9.27	3	北京	北京	国家会议中心	25000
106	2016 北京国际茶业展	2016.6.24	4	北京	北京	北京展览馆	24000
107	2016 第十四届中国国际广播影视博览会	2016.8.25	3	北京	北京	北京展览馆	24000
108	2016 第七届中国国际茶叶及茶艺博览会	2016.4.22	4	北京	北京	全国农业展览馆	23000
109	2016 第九届中国北京国际节能环保展览会	2016.6.8	4	北京	北京	北京展览馆	23000
110	2016 第十届中国国际国防电子展览会	2016.5.11	3	北京	北京	中国国际展览中心(老馆)	22820
111	2016 中国国际金属成形展览会	2016.9.21	4	北京	北京	中国国际展览中心(新馆)	22500
112	2016 第十九届中国国际照相机机械影像器材博览会	2016.4.22	4	北京	北京	国家会议中心	22000
113	2016 第八届中国(北京)国际光电展览会	2016.5.9	3	北京	北京	国家会议中心	22000
114	2016 年中国(北京)国际葡萄酒博览会	2016.6.15	3	北京	北京	国家会议中心	22000
115	2016 中国国际智能电网建设分布式能源及储能技术设备展览会暨高峰论坛	2016.6.29	3	北京	北京	国家会议中心	22000
116	2016 中国中小企业投融资交易会	2016.7.20	3	北京	北京	国家会议中心	22000
117	第十三届中国国际网络文化博览会	2016.1.7	3	北京	北京	国家会议中心	22000
118	2016 中国国际智能建筑展览会	2016.3.9	3	北京	北京	国家会议中心	22000
119	2016 中国(北京)进口汽车博览会	2016.10.27	5	北京	北京	国家会议中心	22000
120	2016 第五届北京国际旅游商品博览会	2016.10.22	3	北京	北京	中国国际展览中心(老馆)	21730
121	2016 第六届中国国际节能环保锅炉展览会及配套设备展览会	2016.4.6	3	北京	北京	国家会议中心	20000
122	2016 第十六届北京国际珠宝首饰展览会	2016.6.17	4	北京	北京	全国农业展览馆	20000
123	2016 第八届中国(北京)国际环境监测仪器展览会	2016.4.6	3	北京	北京	国家会议中心	20000
124	2016 第二十届中国国际医疗健康产业博览会	2016.4.14	3	北京	北京	中国国际展览中心(老馆)	20000
125	2016 第五届中国国际养老服务博览会	2016.5.3	3	北京	北京	国家会议中心	20000
126	2016 第十八届北京国际玩具及幼教用品展览会	2016.5.11	3	北京	北京	全国农业展览馆	20000
127	2016 北京国际工业智能及自动化展览会	2016.5.11	3	北京	北京	北京展览馆	20000
128	2016 中国智慧城市国际博览会	2016.7.10	3	北京	北京	北京展览馆	20000
129	2016 第十九届北京国际艺术博览会	2016.9.1	4	北京	北京	北京展览馆	20000
130	2016 第七届中国(北京)国际计算机网络与信息安全展览会	2016.5.5	3	北京	北京	国家会议中心	20000
131	2016 第十二届中国国际电池工业展览会	2016.6.4	3	北京	北京	国家会议中心	20000
132	2016 中国(北京)国际高空作业与防护装备展览会	2016.6.19	3	北京	北京	国家会议中心	20000
133	2016 第八届中国气象科技和水文技术装备展	2016.6.19	3	北京	北京	国家会议中心	20000
134	2016 夏季世界 O2O 博览会	2016.6.20	3	北京	北京	国家会议中心	20000
135	2016 夏季中国(北京)婚博会	2016.6.4	2	北京	北京	国家会议中心	20000
136	2016 中国(北京)国际自行车电动车暨零部件展览会	2016.7.30	3	北京	北京	国家会议中心	20000
137	2016 第十二届中国(北京)国际茶业暨茶文化博览会	2016.7.3	3	北京	北京	国家会议中心	20000
138	2016 第三届国际建筑科技大会及展览	2016.7.4	3	北京	北京	国家会议中心	20000
139	2016 第二十五届中国国际医用仪器设备展览会暨技术交流会	2016.8.19	3	北京	北京	国家会议中心	20000
140	2016 世界仿真技术应用展览会	2016.10.9	3	北京	北京	国家会议中心	20000
141	2016 第十二届北京国际金融博览会	2016.10.27	4	北京	北京	北京展览馆	20000
142	2016 第十四届北京国际红木古典家具博览会	2016.11.4	4	北京	北京	全国农业展览馆	20000
143	2016 第十七届北京国际珠宝首饰展览会	2016.11.4	4	北京	北京	全国农业展览馆	20000
144	2016 中国厦门国际石材展览会	2016.3.6	4	福建	厦门	厦门国际会展中心	180000
145	2016 第 34 届中国国际体育用品博览会	2016.4.22	4	福建	福州	福州海峡国际会展中心	130000
146	2016 第 95 届全国糖酒商品交易会	2016.10.20	3	福建	福州	福州海峡国际会展中心	125000
147	2016 第 52 届(秋季)全国制药机械博览会	2016.11.5	4	福建	福州	福州海峡国际会展中心	120000
148	2016 第十一届中国厦门国际佛事用品展览会	2016.10.20	5	福建	厦门	厦门国际会展中心	115000

附录一：2016年中国内地2万平方米以上商贸展会一览表

序号	展会名称	开幕日	展期	省份	城市	举办地	面积
149	2016第二十七届中国(福州)国际汽车展览会	2016.4.30	5	福建	福州	福州海峡国际会展中心	100000
150	2016第28届中国(福州)国际汽车展览会	2016.10.1	5	福建	福州	福州海峡国际会展中心	100000
151	2016第20届海峡两岸机械电子商品交易会	2016.4.12	4	福建	厦门	厦门国际会展中心	85000
152	2016第八届中国(厦门)国际工程机械展览会	2016.4.12	4	福建	厦门	厦门国际会展中心	85000
153	2016年第六届中国(福州)建材装饰品博览会	2016.11.25	3	福建	福州	福州海峡国际会展中心	80000
154	2016海峡西岸汽车博览会	2016.7.1	4	福建	厦门	厦门国际会展中心	70000
155	2016第七届中国厦门国际茶业展览会	2016.10.20	5	福建	厦门	厦门国际会展中心	60000
156	2016第九届海峡两岸(厦门)文化产业博览交易会	2016.11.4	4	福建	厦门	厦门国际会展中心	60000
157	2016第十一届海峡(福州)渔业博览会-福州渔业周	2016.6.3	3	福建	福州	福州海峡国际会展中心	58000
158	2016第八届海峡两岸现代农业博览会	2016.11.18	5	福建	漳州	漳州花博园	52900
159	2016第十八届海峡两岸经贸交易会	2016.5.18	5	福建	福州	福州海峡国际会展中心	50000
160	2016第十八届中国(晋江)国际鞋业博览会	2016.4.18	4	福建	泉州	晋江SM新国际展览中心	50000
161	2016厦门国际电子、信息通信展	2016.5.11	3	福建	厦门	厦门国际会展中心	43500
162	2016厦门国际先进技术设备及关键零部件展览会	2016.5.11	3	福建	厦门	厦门国际会展中心	43500
163	2016年福州国际佛事用品展览会	2016.4.23	4	福建	福州	福州海峡国际会展中心	40000
164	2016年第八届中国厦门国际素食养生展(春季)	2016.4.21	5	福建	厦门	厦门国际会展中心	35000
165	EPE2016厦门国际电子生产设备展	2016.5.11	3	福建	厦门	厦门国际会展中心	35000
166	2016年第九届中国厦门国际素食养生展(秋季)	2016.10.20	5	福建	厦门	厦门国际会展中心	35000
167	2016第十二届海峡旅游博览会	2016.5.4	5	福建	厦门	厦门国际会展中心	33000
168	2016中国(厦门)国际物流展览会	2016.5.11	3	福建	厦门	厦门国际会展中心	30000
169	2016年十一届中国国际(厦门)渔业博览会	2016.5.26	3	福建	厦门	厦门国际会展中心	30000
170	2016第二十届中国国际投资贸易洽谈会	2016.9.8	4	福建	厦门	厦门国际会展中心	30000
171	ASHE2016中国(厦门)国际家用电器暨智能家居展览会	2016.5.11	3	福建	厦门	厦门国际会展中心	30000
172	2016年闽台(泉州)食品交易会	2016.7.14	3	福建	泉州	晋江SM新国际展览中心	30000
173	2016中国(厦门)国际休闲旅游博览会	2016.9.23	3	福建	厦门	厦门国际会展中心	30000
174	2016中国·厦门智能装饰展	2016.10.13	3	福建	厦门	厦门国际会展中心	30000
175	2016年第七届海峡两岸电机电器博览会	2016.6.17	3	福建	宁德	宁德会展中心	28000
176	2016第九届海峡两岸(泉州)农产品采购订货会	2016.9.9	3	福建	泉州	福建成功国际会展中心	25000
177	2016第九届福建海峡社会公共安全项目产品博览会	2016.6.18	4	福建	福州	福州海峡国际会展中心	20000
178	2016第五届海峡智慧城市电子信息产业博览会	2016.6.18	4	福建	福州	福州海峡国际会展中心	20000
179	2016第二届中国(厦门)国际婴童产业博览会	2016.6.9	3	福建	厦门	厦门国际会展中心	20000
180	2016年(第九届)厦门国际动漫节	2016.8.12	4	福建	厦门	厦门国际会展中心	20000
181	2016福建(厦门)海峡两岸美容美发美体化妆品展览会	2016.12.1	3	福建	厦门	厦门国际会展中心	20000
182	2016中国(福建)国际口腔器材展览会	2016.12.8	3	福建	厦门	厦门国际会展中心	20000
183	2016(第七届)中国西部(兰州)国际汽车博览会	2016.8.31	6	甘肃	兰州	甘肃国际会展中心	80000
184	2016(第五届)甘肃国际汽车交易会	2016.4.29	6	甘肃	兰州	甘肃国际会展中心	50000
185	2016第六届中国·兰州国际旅游博览会	2016.6.21	3	甘肃	兰州	甘肃国际会展中心	26000
186	2016第二十二届中国兰州投资贸易洽谈会	2016.7.8	4	甘肃	兰州	甘肃国际会展中心	22948
187	2016兰州国际汽车工业展览会	2016.9.30	6	甘肃	兰州	甘肃国际会展中心	22948
188	2016第三十七届中国(广州)国际家具博览会第二期	2016.3.28	4	广东	广州	中国进出口商品交易会展馆	370000
189	2016第18届中国(广州)国际建筑装饰博览会	2016.7.8	4	广东	广州	中国进出口商品交易会展馆	360000
190	2016第一百一十九届中国进出口商品交易会(一期)	2016.4.15	5	广东	广州	中国进出口商品交易会展馆	338000
191	2016第一百一十九届中国进出口商品交易会(二期)	2016.4.23	5	广东	广州	中国进出口商品交易会展馆	338000
192	2016年第37届中国(广州)国际家具博览会第一期	2016.3.18	4	广东	广州	中国进出口商品交易会展馆	329180
193	2016第二十三届广州酒店用品展览会	2016.12.12	3	广东	广州	中国进出口商品交易会展馆	320000
194	2016第35届国际名家具(东莞)展览会暨国际名家具机械材料展览会、家居饰	2016.3.16	5	广东	东莞	广东现代国际展览中心	270000
195	2016第36届国际名家具(东莞)展览会暨机械材料展览会、家居饰品展	2016.8.11	4	广东	东莞	广东现代国际展览中心	270000
196	2016第四十五届广东国际美博会	2016.9.4	3	广东	广州	中国进出口商品交易会展馆	260000
197	2016第四十六届广东国际美博会	2016.9.4	3	广东	广州	中国进出口商品交易会展馆	260000
198	2016第一百一十九届中国进出口商品交易会(三期)	2016.5.1	5	广东	广州	中国进出口商品交易会展馆	253900
199	2016第120届中国进出口商品交易会(第一期)	2016.10.15	5	广东	广州	中国进出口商品交易会展馆	253900



序号	展会名称	开幕日	展期	省份	城市	举办地	面积
200	2016 第 120 届中国进出口商品交易会 (第二期)	2016.10.23	5	广东	广州	中国进出口商品交易会展馆	253900
201	2016 第 120 届中国进出口商品交易会 (第三期)	2016.10.31	5	广东	广州	中国进出口商品交易会展馆	253900
202	2016 第 14 届中国 (广州) 国际汽车展览会	2016.11.19	9	广东	广州	中国进出口商品交易会展馆	220000
203	2016 广州国际照明展览会	2016.6.9	4	广东	广州	中国进出口商品交易会展馆	210000
204	2016 第四十四届广东国际美容美发化妆品进出口博览会	2016.3.9	3	广东	广州	中国进出口商品交易会展馆	140000
205	2016 第十六届广东国际汽车展示交易会·春季	2016.4.30	4	广东	东莞	广东现代国际展览中心	140000
206	2016 广州国际木工机械及配件展	2016.3.28	3	广东	广州	中国进出口商品交易会展馆	140000
207	2016 深圳国际家纺布艺暨家居装饰展览会	2016.3.7	4	广东	深圳	深圳会展中心	130000
208	2016 (秋季) 深圳国际家纺布艺暨家居装饰展览会	2016.8.7	3	广东	深圳	深圳会展中心	130000
209	2016 第十四届中国 (广州) 国际专业灯光、音响展览会	2016.2.29	4	广东	广州	中国进出口商品交易会展馆	130000
210	2016 第二十四届中国 (深圳) 国际礼品及家居用品展览会	2016.10.20	4	广东	深圳	深圳会展中心	115000
211	2016 第十八届中国国际光电博览会	2016.9.6	4	广东	深圳	深圳会展中心	110000
212	2016 第 16 届中国国际公共安全产品博览会	2016.10.29	4	广东	深圳	深圳会展中心	110000
213	2016 第十八届中国国际高新技术成果交易会	2016.11.16	6	广东	深圳	深圳会展中心	110000
214	2016 第十二届中国 (深圳) 国际文化产业博览交易会	2016.5.12	5	广东	深圳	深圳会展中心	110000
215	第 76 届中国国际医疗器械 (秋季) 博览会	2016.10.29	4	广东	深圳	深圳会展中心	110000
216	2016 第二十四届中国 (深圳) 国际礼品、工艺品、钟表及家庭用品展览会	2016.4.25	4	广东	深圳	深圳会展中心	105000
217	2016 第十七届中国 (深圳) 国际机械制造工业展览会	2016.3.29	4	广东	深圳	深圳会展中心	100000
218	2016 第十五届广州国际家居日用品展采购博览会	2016.4.21	7	广东	广州	广州国际采购中心	100000
219	2016 中国电子信息博览会	2016.4.8	3	广东	深圳	深圳会展中心	100000
220	2016 第二十四届广州博览会	2016.8.28	4	广东	广州	中国进出口商品交易会展馆	100000
221	2016 中国 (广东) 国际旅游产业博览会	2016.9.9	3	广东	广州	中国进出口商品交易会展馆	100000
222	2016 广州国际智能广告标识及 LED 展览会	2016.2.24	4	广东	广州	中国进出口商品交易会展馆	100000
223	第 31 届深圳国际家具展、家居饰品、家具配料展览会	2016.3.19	4	广东	深圳	深圳会展中心	100000
224	2016 第十三届中国中小企业博览会	2016.10.10	4	广东	广州	广州保利世贸博览馆	100000
225	2016 深圳国际数控机床及金属加工展览会	2016.12.7	3	广东	深圳	深圳会展中心	100000
226	2016 深圳国际进出口轴承及轴承装备展览会	2016.12.7	3	广东	深圳	深圳会展中心	100000
227	2016 第六届深圳国际家居饰品展	2016.7.26	4	广东	深圳	深圳会展中心	90000
228	2016 第 33 届广州 (锦汉) 家居用品及礼品展览会	2016.4.21	7	广东	广州	广州保利世贸博览馆	83000
229	2016 第 34 届广州 (锦汉) 家居用品及礼品展览会	2016.10.21	7	广东	广州	广州保利世贸博览馆	83000
230	2016 第十二届中国国际电池技术交流会 / 展览会	2016.6.18	3	广东	深圳	深圳会展中心	82500
231	2016 第二十二届全国铝门窗幕墙行业年会	2016.3.8	3	广东	广州	广州保利世贸博览馆	80000
232	第十六届中国 (深圳) 国际品牌服装服饰交易会	2016.7.7	3	广东	深圳	深圳会展中心	80000
233	2016 (第八届) 深圳国际汽车展览会	2016.10.1	5	广东	深圳	深圳会展中心	80000
234	2016 广州 (国际) 演艺设备、智能声光产品技术展览会	2016.3.1	4	广东	广州	广州保利世贸博览馆	78000
235	2016 第二十八届广州国际玩具及模型展览会暨 2016 第 7 届广州童车及婴童用品展	2016.4.8	3	广东	广州	广州保利世贸博览馆	75200
236	2016 深圳国际触摸屏展览会	2016.11.24	3	广东	深圳	深圳会展中心	75000
237	2016 中国 (深圳) 国际品牌内衣展览会	2016.5.5	3	广东	深圳	深圳会展中心	73000
238	2016 第 13 届 (深圳) 国际茶产业博览会暨紫砂、陶瓷、茶具用品展	2016.12.15	4	广东	深圳	深圳会展中心	72000
239	2016 迪培思广州国际 LED 屏显技术展览会	2016.2.23	4	广东	广州	广州保利世贸博览馆	70000
240	2016 中国国际陶瓷技术装备及建筑陶瓷卫生洁具产品展览会	2016.5.27	4	广东	广州	中国进出口商品交易会展馆	70000
241	2016 中国加工贸易产品博览会	2016.4.21	4	广东	东莞	广东现代国际展览中心	70000
242	2016 广州国际汽车零部件及售后市场展览会	2016.9.18	3	广东	广州	广州保利世贸博览馆	67800
243	2016 第十四届中国 (广州) 国际汽车用品及汽车改装展	2016.6.8	3	广东	广州	广州保利世贸博览馆	67000
244	2016 第九届广州国际润滑油、脂及相关技术设备展览会	2016.6.8	3	广东	广州	广州保利世贸博览馆	67000
245	2016 华南国际瓦楞展 / 2016 中国国际彩盒展	2016.4.14	3	广东	东莞	广东现代国际展览中心	67000
246	2016 第二十三届华南国际印刷工业展览会	2016.3.2	3	广东	广州	中国进出口商品交易会展馆	61800
247	2016 东莞茗茶、名酒博览会	2016.4.17	4	广东	东莞	广东现代国际展览中心	60000
248	2016 第十三届广州国际电力电工及输配电技术设备展览会	2016.6.16	3	广东	广州	中国进出口商品交易会展馆	60000
249	2016 第十四届广州国际酒店设备用品展览会	2016.9.8	3	广东	广州	中国进出口商品交易会展馆	60000
250	2016 第 12 届 (深圳) 国际茶产业博览会暨紫砂、陶瓷、茶具用品展	2016.6.30	4	广东	深圳	深圳会展中心	60000

附录一：2016年中国内地2万平方米以上商贸展会一览表

序号	展会名称	开幕日	展期	省份	城市	举办地	面积
251	2016 深圳国际珠宝展览会	2016.9.14	5	广东	深圳	深圳会展中心	60000
252	2016 第九届深圳国际服装贴牌加工 (OEM/ODM) 博览会	2016.12.1	3	广东	深圳	深圳会展中心	58000
253	2016 第九届广州国际超市采购交易会	2016.8.21	4	广东	广州	中国进出口商品交易会展馆	55200
254	2016 第二十六届广州国际鞋类、皮革及工业设备展览会	2016.6.1	3	广东	广州	中国进出口商品交易会展馆	55000
255	2016 中国 (广州) 国际物流装备与技术展览会	2016.5.26	3	广东	广州	中国进出口商品交易会展馆	50000
256	2016 第六届中国 (广州) 衣柜展览会	2016.3.26	3	广东	广州	广州保利世贸博览馆	50000
257	2016 年广州国际机床模具展览会	2016.5.25	3	广东	广州	中国进出口商品交易会展馆	50000
258	2016 第二届中国烘焙展览会	2016.5.20	3	广东	广州	中国进出口商品交易会展馆	50000
259	2016 第十四届广州国际家庭医疗展览会	2016.6.29	3	广东	广州	中国进出口商品交易会展馆	50000
260	2016 第九届国际触摸屏技术暨设备 (深圳) 展览会	2016.6.23	3	广东	深圳	深圳会展中心	50000
261	2016 第十一届中国 (深圳) 国际物流与交通运输博览会	2016.10.12	3	广东	深圳	深圳会展中心	50000
262	2016 国际线路板及电子组装展览会	2016.12.7	3	广东	深圳	深圳会展中心	50000
263	2016 第四届华南 (东莞) 国际空压机及气动技术展览会	2016.6.2	3	广东	东莞	广东现代国际展览中心	50000
264	2016 中国国际医疗器械设计与制造技术展览会	2016.8.30	3	广东	深圳	深圳会展中心	50000
265	2016 第 93 届中国国际劳动保护用品交易会	2016.10.19	3	广东	东莞	广东现代国际展览中心	50000
266	2016 华南国际智慧交通产业与技术博览会	2016.11.8	3	广东	广州	中国进出口商品交易会展馆	50000
267	2016 中国国际健康与营养保健品展 (广州)	2016.12.12	3	广东	广州	广州保利世贸博览馆	50000
268	2016 第 23 届中国国际汽车用品展览会	2016.7.22	3	广东	广州	中国进出口商品交易会展馆	50000
269	2016 中国华夏家博会 (广州)	2016.3.25	3	广东	广州	广州国际采购中心	49200
270	2016 第十届中国 (广州) 国际烘焙展览会	2016.3.13	3	广东	广州	广州国际采购中心	49200
271	第四届广州国际数码印刷、图文快印展览会	2016.5.20	3	广东	广州	广州国际采购中心	49200
272	2016 华南国际口腔医疗器械展览会	2016.3.2	4	广东	广州	中国进出口商品交易会展馆	47500
273	2016 第二十三届中国国际包装工业展	2016.3.2	3	广东	广州	中国进出口商品交易会展馆	46000
274	2016 第七届中国 (广州) 门业博览会	2016.3.26	3	广东	广州	广州保利世贸博览馆	45200
275	2016 第五届广州国际木业展暨广州国际木屋、木结构展	2016.5.13	3	广东	广州	广州保利世贸博览馆	45200
276	2016 第二十七届中国 (深圳) 国际钟表展览会	2016.6.23	4	广东	深圳	深圳会展中心	45000
277	2016 第七届中国 (广州) 国际保健食品及营养品展览会	2016.9.9	3	广东	广州	中国进出口商品交易会展馆	45000
278	2016 第二届中国 (广东) 国际“互联网+”博览会	2016.10.20	4	广东	顺德	广东 (潭洲) 国际会展中心	45000
279	2016 第 16 届广州国际鞋类展 - 皮革鞋材鞋机暨国际皮革展	2016.11.1	3	广东	广州	广州保利世贸博览馆	45000
280	2016 中国 (中山) 国际游戏游艺博览交易会	2016.10.13	3	广东	中山	中山博览中心	44000
281	第十四届广州国际采购博览会一期 (建材、厨卫、照明及电子展)	2016.4.14	5	广东	广州	广州国际采购中心	40000
282	2016 广州国际建筑及建材机械展览会	2016.6.9	4	广东	广州	中国进出口商品交易会展馆	40000
283	2016 广州国际家电配件采购博览会	2016.6.6	3	广东	广州	中国进出口商品交易会展馆	40000
284	2016 第八届广州光合国际佛事用品展览会	2016.6.24	4	广东	广州	广州保利世贸博览馆	40000
285	2016 第五届中国 (广州) 国际金融交易博览会	2016.6.24	3	广东	广州	中国进出口商品交易会展馆	40000
286	2016 南国书香节第七届中国 (广州) 办公文具、学生用品展览会	2016.8.19	7	广东	广州	中国进出口商品交易会展馆	40000
287	2016 第十三届粤港澳国际体育用品博览会	2016.9.9	3	广东	广州	广州保利世贸博览馆	40000
288	2016 中国 (广州) 国际名酒展览会 - 秋季展	2016.11.10	3	广东	广州	中国进出口商品交易会展馆	40000
289	2016 第十届中国 (广州) 国际食品工业博览会	2016.12.19	3	广东	广州	中国进出口商品交易会展馆	40000
290	2016 深圳第三届亚洲宠物水族博览会	2016.4.15	3	广东	深圳	中亚会展中心	40000
291	第八届中国国际影视动漫版权保护和贸易博览会	2016.8.25	5	广东	东莞	广东现代国际展览中心	40000
292	2016 冬季中国 (广州) 婚博会	2016.11.26	2	广东	广州	广州保利世贸博览馆	40000
293	2016 第二届中国 (广州) 国际智能装备暨机器人博览会	2016.9.22	4	广东	广州	中国进出口商品交易会展馆	40000
294	2016 广州国际电子游戏展览会	2016.9.9	3	广东	广州	中国进出口商品交易会展馆	40000
295	2016 第 17 届广州国际名酒展 - 秋季展	2016.11.13	3	广东	广州	中国进出口商品交易会展馆	40000
296	2016 第三十六届 (秋季) 全国摩托车及配件展示交易会	2016.11.16	3	广东	广州	广州保利世贸博览馆	40000
297	2016 FESPA 中国数码印刷展	2016.11.21	3	广东	广州	广州保利世贸博览馆	40000
298	2016 广州国际汽车改装服务业展览会	2016.8.14	5	广东	广州	广州保利世贸博览馆	40000
299	2016 第二十二届华南国际电子生产设备暨微电子工业展览会	2016.8.30	3	广东	深圳	深圳会展中心	37500
300	2016 第二届中国 (深圳) 华人华侨产业交易会	2016.8.13	3	广东	深圳	深圳会展中心	37500
301	2016 第十六届深圳国际胶粘带、保护膜及光学膜展览会	2016.11.24	3	广东	深圳	深圳会展中心	37500
302	2016 第十七届中国 (东莞) 国际纺织制衣工业技术展	2016.3.2	4	广东	东莞	广东现代国际展览中心	37000



序号	展会名称	开幕日	展期	省份	城市	举办地	面积
303	2016 第八届广州国际太阳能光伏展览会	2016.9.26	3	广东	广州	中国进出口商品交易会展馆	36000
304	2016 第 12 届中国(广州)国际电玩暨游艺设备展	2016.3.9	3	广东	广州	中国进出口商品交易会展馆	36000
305	2016 第二十届广州国际工业自动化技术及装备展览会	2016.3.8	3	广东	广州	中国进出口商品交易会展馆	35000
306	2016 第五届中国(广州)国际食品食材展览会	2016.6.2	4	广东	广州	广州保利世贸博览馆	35000
307	2016 第 13 届中国广州(国际)车用空调及设备展览会	2016.2.25	3	广东	广州	中国进出口商品交易会展馆	35000
308	2016 第十届(广州)国际石材及技术装备展览会	2016.7.8	3	广东	广州	广州国际采购中心	35000
309	2016 中国(深圳)国际数据中心技术设备展览会	2016.11.16	6	广东	深圳	深圳会展中心	33000
310	2016 中国电子装备产业博览会	2016.7.28	3	广东	深圳	深圳会展中心	30005
311	2016 第七届(春季)佛山国际汽车展览会	2016.4.30	4	广东	佛山	佛山国际会议展览中心	30000
312	2016 第十四届中国(深圳)国际黄金珠宝玉石展览会	2016.4.20	3	广东	深圳	深圳会展中心	30000
313	2016 东莞振宗机械联盟展览会	2016.6.2	3	广东	东莞	广东现代国际展览中心	30000
314	2016 第 12 届东莞国际电镀工业、表面处理及涂料展	2016.6.2	3	广东	东莞	广东现代国际展览中心	30000
315	2016 第十七届广州国际金属暨冶金工业展览会	2016.6.12	3	广东	广州	中国进出口商品交易会展馆	30000
316	2016 深圳国际纺织面料及辅料博览会	2016.7.7	3	广东	深圳	深圳会展中心	30000
317	2016 中国顺德国际家用电器博览会	2016.8.18	3	广东	顺德	顺德展览中心	30000
318	2016 第二十一届国际集成电路研讨会暨展览会	2016.8.31	4	广东	深圳	深圳会展中心	30000
319	2016 中国(珠海)国际打印耗材展览会	2016.10.13	3	广东	珠海	珠海国际会展中心	30000
320	2016 第 10 届中国(深圳)国际金融博览会	2016.11.5	3	广东	深圳	深圳会展中心	30000
321	YACA2016 第 47 届春季动漫展	2016.2.20	2	广东	广州	中洲国际商务展示中心	30000
322	2016 中国广东(中山)国际新能源汽车国际及电动车展览会	2016.1.1	3	广东	中山	中山市黄圃国际会展中心	30000
323	2016 广州金花地春季渔具展	2016.4.8	3	广东	广州	广州国际采购中心	30000
324	2016 第六届中国(广州)食品机械与包装展览会	2016.5.12	3	广东	广州	广州国际采购中心	30000
325	2016 广州网货交易会暨电子商务博览会	2016.3.30	3	广东	广州	广州保利世贸博览馆	30000
326	2016 第八届深圳动漫节	2016.7.21	4	广东	深圳	深圳会展中心	30000
327	第一届深圳国际老龄产业博览会	2016.7.29	3	广东	深圳	深圳会展中心	30000
328	2016 第三届珠海国际汽车展览会	2016.9.1	4	广东	珠海	珠海国际会展中心	30000
329	2016 春季中国(广州)婚博会	2016.3.12	2	广东	广州	广州保利世贸博览馆	30000
330	2016 广东国际水族展	2016.9.22	4	广东	广州	中国进出口商品交易会展馆	30000
331	广州金花地钓具及户外用品展览会	2016.9.24	3	广东	广州	广州国际采购中心	30000
332	2016 第二届珠江西岸先进装备制造业投资贸易洽谈会	2016.9.28	2	广东	顺德	广东(潭洲)国际会展中心	30000
333	2016 中国(广州)国际漫画节动漫游戏展	2016.10.1	5	广东	广州	广州保利世贸博览馆	30000
334	2016 广州国际服装服饰贴牌加工及纺织面料辅料展览会	2016.10.10	3	广东	广州	广州保利世贸博览馆	30000
335	2016 LFE 中国首届未来生活体验博览会	2016.8.18	3	广东	深圳	深圳会展中心	30000
336	2016 第七届中国(广州)国际葡萄酒及烈酒展	2016.11.1	3	广东	广州	广州国际采购中心	30000
337	2016 中国(广东)国际家具机械及材料展	2016.11.9	4	广东	东莞	广东现代国际展览中心	30000
338	2016 第三届中国(广州)国际老龄产业博览会	2016.11.11	3	广东	广州	广州保利世贸博览馆	30000
339	2016 深圳国际摄像模组展	2016.11.24	3	广东	深圳	深圳会展中心	30000
340	2016 第三届广州国际教育展览会	2016.12.2	3	广东	广州	中国进出口商品交易会展馆	30000
341	2016 第十一届中国(广州)国际食品饮料展	2016.5.12	3	广东	广州	广州国际采购中心	30000
342	2016 第十二届广州国际品牌汽车及配件展览会	2016.5.26	3	广东	广州	中国进出口商品交易会展馆	29460
343	2016 亚洲 3D 打印展览会	2016.10.13	3	广东	珠海	珠海国际会展中心	29000
344	2016 第 20 届华南国际工业自动化展览会	2016.6.29	3	广东	深圳	深圳会展中心	28000
345	2016 中国(广州)酒店餐饮业供应商博览会	2016.5.20	3	广东	广州	中国进出口商品交易会展馆	26000
346	2016(中国)顺德厨卫生活电器采购展览会暨家用电器原材料、零配件采购展	2016.2.27	3	广东	顺德	顺德展览中心	25300
347	2016 广州国际旅游展览会	2016.2.25	3	广东	广州	中国进出口商品交易会展馆	25000
348	2016 第二十八届中国(广州)国际礼品、家居用品及室内装饰品展	2016.3.18	3	广东	广州	南丰国际会展中心	25000
349	2016 广州精品卫浴展(春季)	2016.4.14	5	广东	广州	南丰国际会展中心	25000
350	2016 广州国际家居展(春季)	2016.4.21	7	广东	广州	南丰国际会展中心	25000
351	2016 中国国际彩盒展	2016.9.16	3	广东	东莞	广东现代国际展览中心	25000
352	2016 第十一届中国(中山)装备制造博览会	2016.12.12	3	广东	中山	中山火炬国际会展中心	25000
353	2016 广州精品卫浴展(秋季)	2016.10.14	5	广东	广州	南丰国际会展中心	25000
354	2016 广州国际流体机械展览会	2016.3.31	3	广东	广州	广州保利世贸博览馆	25000

附录一：2016年中国内地2万平方米以上商贸展会一览表

序号	展会名称	开幕日	展期	省份	城市	举办地	面积
355	2016 第 19 届广州阀门展览会	2016.3.31	3	广东	广州	广州保利世贸博览馆	25000
356	2016 广州国际品牌授权展览会	2016.3.18	3	广东	广州	南丰国际会展中心	25000
357	2016 第六届广州国际电源产品及应用技术展览会	2016.9.26	3	广东	广州	中国进出口商品交易会展馆	25000
358	2016 广州国际水族展暨华南宠物用品展览会	2016.9.22	4	广东	广州	中国进出口商品交易会展馆	25000
359	2016 第 16 届中国（广州）国际箱包皮具手袋展	2016.11.1	3	广东	广州	广州保利世贸博览馆	25000
360	IE expo 2016 中国广州环博会	2016.11.24	3	广东	广州	中国进出口商品交易会展馆	25000
361	2016 第十二届深圳国际高性能薄膜制造技术展览会	2016.11.24	3	广东	深圳	深圳会展中心	25000
362	2016 深圳国际现代绿色农业博览会	2016.8.19	3	广东	深圳	深圳会展中心	23000
363	2016 第二十四届京正广州孕婴童产品博览会	2016.9.23	3	广东	广州	广州保利世贸博览馆	23000
364	2016 第三届中国广州国际绿色建筑展览会	2016.12.7	3	广东	广州	广州保利世贸博览馆	23000
365	2016 第七届中国广州国际海事贸易展览会	2016.12.7	3	广东	广州	广州保利世贸博览馆	23000
366	2016 中国国际医药（化妆品）工业展览会暨技术交流会	2016.12.5	4	广东	广州	中国进出口商品交易会展馆	23000
367	2016 广州（第十一届）国际纺织品印花工业技术展览会	2016.5.25	3	广东	广州	广州保利世贸博览馆	22600
368	2016 春季中国（广州）国际茶业博览会	2016.5.26	5	广东	广州	中国进出口商品交易会展馆	22600
369	2016 第五届中国（广州）皮革皮衣博览会	2016.6.17	3	广东	广州	广州保利世贸博览馆	22600
370	2016 第十九届中国国际胶粘剂及密封剂展览会暨第十一届中国国际胶粘带与标签展览会	2016.8.24	3	广东	广州	广州保利世贸博览馆	22600
371	2016 第十三届萤火虫动漫游戏嘉年华	2016.7.15	4	广东	广州	广州保利世贸博览馆	22600
372	2016 中国（广州）国际跨境电商展览会	2016.7.20	3	广东	广州	广州保利世贸博览馆	22600
373	2016 第十三届广州国际汽车改装服务业展览会	2016.8.14	3	广东	广州	广州保利世贸博览馆	22600
374	2016 第八届中国国际道路交通安全产品博览会	2016.8.29	3	广东	广州	广州保利世贸博览馆	22600
375	2016 广州国际智慧城市暨安全防范产品展览会	2016.8.29	3	广东	广州	广州保利世贸博览馆	22600
376	2016 华南电商博览会·两岸三地跨境电商博览会	2016.9.9	3	广东	广州	广州保利世贸博览馆	22600
377	2016 深圳春季婚博会	2016.4.3	3	广东	深圳	深圳会展中心	22500
378	2016 多人行国际胶粘产业、膜技术、智能膜及模切展览会	2016.7.16	3	广东	深圳	深圳会展中心	22500
379	2016 第十二届中国（深圳）国际文化产业博览交易会冬季工艺美术精品展	2016.12.12	4	广东	深圳	深圳会展中心	22500
380	2016 中国（深圳）智慧家庭博览会	2016.5.19	3	广东	深圳	深圳会展中心	22500
381	2016 首届中国（广州）国际安全与健康产业博览会	2016.6.13	3	广东	广州	广州保利世贸博览馆	22000
382	2016 第六届中国（广州）国际消防安全展览会	2016.6.13	3	广东	广州	广州保利世贸博览馆	22000
383	2016 广东国际应用科技交易博览会	2016.11.18	3	广东	广州	广州国际采购中心	22000
384	2016 第五届广州国际摄影器材及数码影像展览会	2016.6.6	3	广东	广州	广州国际采购中心	20000
385	2016 广州建筑遮阳及门禁系统展览会	2016.7.8	3	广东	广州	广州国际采购中心	20000
386	2016 第十八届中国澄海国际玩具礼品博览会	2016.4.28	3	广东	汕头	澄海展览中心	20000
387	2016 第三十二届广州特许连锁加盟展览会	2016.2.25	3	广东	广州	中国进出口商品交易会展馆	20000
388	2016 第十七届中国（广州）国际给排水、水处理技术与设备展	2016.3.9	3	广东	广州	中国进出口商品交易会展馆	20000
389	2016 中国（广州）国际康复设备暨福祉辅具展览会	2016.3.25	3	广东	广州	广州保利世贸博览馆	20000
390	2016 第八届中国（深圳）佛事文化用品展览会	2016.5.5	4	广东	深圳	深圳会展中心	20000
391	2016 第八届法兰克福广州国际线缆展	2016.6.6	3	广东	广州	中国进出口商品交易会展馆	20000
392	2016 第四届中国（中山）动漫游戏文化节	2016.7.29	3	广东	中山	中山博览中心	20000
393	2016 第十届中国广州环保产业、节能与新能源技术博览会	2016.8.17	3	广东	广州	中国进出口商品交易会展馆	20000
394	2016 中国（深圳）国际节能减排和新能源产业博览会	2016.8.26	3	广东	深圳	深圳会展中心	20000
395	2016 中国（惠州）物联网云计算技术应用博览会	2016.11.1	3	广东	惠州	广东惠州会展中心	20000
396	2016 第七届中国国际环保锅炉及配套设备展览会	2016.6.6	3	广东	广州	中国进出口商品交易会展馆	20000
397	2016 年第十六届中国广东国际投资理财金融博览会	2016.2.25	3	广东	广州	中国进出口商品交易会展馆	20000
398	2016 广州国际水展	2016.3.24	3	广东	广州	南丰国际会展中心	20000
399	2016 广州国际儿童产业博览会	2016.3.18	3	广东	广州	南丰国际会展中心	20000
400	2016 第七届华南医疗器械（广州）博览会	2016.3.30	3	广东	广州	广州国际采购中心	20000
401	2016 广州优质生活暨海外房地产投资展览会	2016.5.20	3	广东	广州	广州保利世贸博览馆	20000
402	2016 广州国际艺术博览会	2016.12.2	4	广东	广州	中国进出口商品交易会展馆	20000
403	2016 年第十二届萤火虫动漫游戏嘉年华	2016.5.1	3	广东	广州	广州保利世贸博览馆	20000
404	2016 广州国际智慧显示与触控技术展	2016.6.30	3	广东	广州	广州保利世贸博览馆	20000
405	2016 第三届多人行国际智能穿戴、智能医疗展览会	2016.7.20	3	广东	深圳	深圳会展中心	20000



序号	展会名称	开幕日	展期	省份	城市	举办地	面积
406	2016年第十七届中国广东国际投资理财金融博览会	2016.9.23	3	广东	广州	中国进出口商品交易会展馆	20000
407	2016中国深圳(春季)房地产交易会(总第四十三届)	2016.8.23	5	广东	深圳	深圳会展中心	20000
408	2016第五届广州国际轨道交通产业展览会	2016.8.26	3	广东	广州	中国进出口商品交易会展馆	20000
409	2016中国广州国际智能安全科技博览会	2016.8.26	3	广东	广州	中国进出口商品交易会展馆	20000
410	2016年中国(广州)国际渔业博览会	2016.8.26	3	广东	广州	中国进出口商品交易会展馆	20000
411	2016第11届东莞秋季茶业博览会	2016.8.26	4	广东	东莞	东莞国际会展中心	20000
412	2016广州国际特色食品饮料展览会	2016.9.22	3	广东	广州	中国进出口商品交易会展馆	20000
413	2016中国(广州)国际高空作业设备展览会	2016.10.24	4	广东	广州	广州国际采购中心	20000
414	2016广东21世纪海上丝绸之路国际博览会	2016.10.27	4	广东	东莞	广东现代国际展览中心	20000
415	2016第十一届中国国际航空航天博览会	2016.11.1	6	广东	珠海	中国国际航空航天博览中心	20000
416	2016第五届深圳国际有机产业博览会(秋季展)	2016.11.4	3	广东	深圳	深圳会展中心	20000
417	2016广州国际眼镜展览会	2016.11.6	3	广东	广州	广州保利世贸博览馆	20000
418	2016广州国际生鲜配送及保鲜技术展览会	2016.11.9	3	广东	广州	中国进出口商品交易会展馆	20000
419	2016年中国广州宠物文化节	2016.11.11	4	广东	广州	中国进出口商品交易会展馆	20000
420	2016中国(广州)国际机器人、智能装备及制造技术展览会	2016.11.15	3	广东	广州	中国进出口商品交易会展馆	20000
421	2016中国(广州)国际中医药大健康博览会	2016.11.18	3	广东	广州	中国进出口商品交易会展馆	20000
422	2016第九届广州国际婚纱摄影器材展览会	2016.12.2	3	广东	广州	广州保利世贸博览馆	20000
423	2016中国国际陶瓷产品展览会	2016.12.5	4	广东	广州	中国进出口商品交易会展馆	20000
424	2016中国(深圳)国际新能源汽车与智慧交通展览会	2016.12.9	3	广东	深圳	深圳会展中心	20000
425	2016广州国际智能家居&智能硬件展览会	2016.12.21	3	广东	广州	广州保利世贸博览馆	20000
426	2016广州国际物流产业博览会	2016.12.28	3	广东	广州	广州保利世贸博览馆	20000
427	2016(第五届)广州国际水处理展	2016.3.24	3	广东	广州	南丰国际会展中心	20000
428	2016第十三届中国—东盟博览会	2016.9.11	4	广西	南宁	南宁国际会议展览中心	90000
429	2016第71届中国教育装备展示会	2016.11.19	3	广西	南宁	南宁国际会议展览中心	85000
430	2016第九届中国—东盟(南宁)国际汽车展览会	2016.12.2	5	广西	南宁	南宁国际会议展览中心	70000
431	2016第五届广西国际汽车文化节	2016.6.16	4	广西	南宁	南宁国际会议展览中心	50000
432	2016第二十届南宁国际学生用品交易会	2016.7.8	3	广西	南宁	南宁国际会议展览中心	35000
433	2016中国—东盟博览会旅游展	2016.10.20	3	广西	桂林	桂林国际会展中心	25000
434	2016第六届全国测绘地理信息技术装备展览会	2016.11.10	3	广西	南宁	南宁国际会议展览中心	25000
435	2016第六届中国(南宁)国际茶产业博览会	2016.11.4	4	广西	南宁	南宁国际会议展览中心	20000
436	2016桂林房车节	2016.10.1	3	广西	桂林	桂林国际会展中心	20000
437	2016第14届广西农资博览会	2016.10.12	2	广西	南宁	南宁国际会议展览中心	20000
438	2016柳州秋季全国微型汽车配件展览会	2016.10.21	3	广西	柳州	柳州国际会展中心	20000
439	2016年第六届贵阳国际汽车展览会	2016.5.5	5	贵州	贵阳	贵阳国际会议展览中心	110000
440	2016第六届中国(贵州)国际酒类博览会	2016.9.9	4	贵州	贵阳	贵阳国际会议展览中心	72000
441	2016贵阳汽车文化节	2016.10.28	4	贵州	贵阳	贵阳国际会议展览中心	62000
442	2016年中国(贵阳)国际大数据产业展览会	2016.5.26	4	贵州	贵阳	贵阳国际会议展览中心	60000
443	2016第十五届中国贵州煤矿安全生产技术装备展览会暨第六届贵州能源产业博览会	2016.6.4	3	贵州	贵阳	贵阳国际会议展览中心	35000
444	2016中国贵阳国际特色农产品交易会	2016.8.26	3	贵州	贵阳	贵阳国际会议展览中心	30000
445	2016贵阳房地产交易展示会	2016.8.18	4	贵州	贵阳	贵阳国际会议展览中心	30000
446	2016中国贵州安全生产技术装备展	2016.6.23	3	贵州	贵阳	贵阳国际会议展览中心	25000
447	2016年中国(贵州)新能源汽车/电动车及配套设施展览会	2016.5.20	4	贵州	贵阳	贵阳国际会议展览中心	20006
448	2016年第十七届中国(贵阳)医疗器械、设备与技术展览会	2016.3.24	3	贵州	贵阳	贵阳国际会议展览中心	20000
449	2016中国(贵阳)国际“新能源、新技术、新材料、新金融”汽车博览会	2016.9.22	3	贵州	贵阳	贵阳国际会议展览中心	20000
450	2016中国海南(海口)国际汽车博览会	2016.7.8	4	海南	海口	海南国际会议展览中心	50000
451	2016海南国际房车露营休闲旅游博览会	2016.11.11	3	海南	海口	海南国际会议展览中心	45000
452	2017海南世界休闲旅游博览会	2016.12.31	6	海南	海口	海南国际会议展览中心	38000
453	2016第13届海南国际汽车工业展览会	2016.3.10	4	海南	海口	海南国际会议展览中心	32900
454	2016第三届海南国际教育技术装备博览会	2016.6.27	3	海南	海口	海南国际会议展览中心	30000
455	2016中国(海南)国际海洋产业博览会	2016.9.23	3	海南	海口	海南国际会议展览中心	23800
456	2016海南(21世纪海上丝绸之路)文化产业博览会	2016.1.15	5	海南	海口	海南国际会议展览中心	22800

附录一：2016年中国内地2万平方米以上商贸展会一览表

序号	展会名称	开幕日	展期	省份	城市	举办地	面积
457	2016 海南 m3 展 - 酒店家具、酒店用品展	2016.11.10	3	海南	海口	海口国际会展中心	20000
458	2016 第二十届中国(廊坊)农产品交易会	2016.9.26	4	河北	廊坊	廊坊国际会议展览中心	53800
459	2016 第十二届中国唐山国际汽车博览会	2016.5.27	6	河北	唐山	唐山国际会展中心	50000
460	2016 中国环渤海(廊坊)汽车后市场服务节	2016.8.26	3	河北	廊坊	廊坊国际会议展览中心	45000
461	2016 中国国际管道展览会	2016.4.12	3	河北	廊坊	廊坊国际会议展览中心	35000
462	中国北方汽车集结汇汽车改装及零部件展	2016.5.7	3	河北	廊坊	廊坊国际会议展览中心	35000
463	2016 河北省国际绿色产业博览会	2016.4.20	3	河北	廊坊	廊坊国际会议展览中心	28000
464	2016 中国·廊坊经济贸易洽谈会	2016.5.18	4	河北	廊坊	廊坊国际会议展览中心	28000
465	2016 第九届中国·东光纸箱机械国际博览会	2016.4.26	3	河北	东光	中国·东光包装机械会展中心	25000
466	2016 第十九届唐山中国陶瓷博览会	2016.9.16	5	河北	唐山	唐山国际会展中心	22000
467	2016 第十五届河北社会公共安全产品博览会	2016.3.23	3	河北	石家庄	石家庄国际博览中心	20000
468	2016 河北廊坊第十届中国节能厨具博览会	2016.4.26	3	河北	廊坊	廊坊国际会议展览中心	20000
469	2016 第二届中国(廊坊)新能源汽车及零部件交易会	2016.3.3	3	河北	廊坊	廊坊国际会议展览中心	20000
470	2016 中国(河北)国际环境保护产业博览会	2016.8.24	3	河北	石家庄	河北雷驰会展中心 (石家庄老火车站会展中心)	20000
471	2016 第八届河北电采暖及电热技术设备展览会	2016.12.21	3	河北	石家庄	河北雷驰会展中心 (石家庄老火车站会展中心)	20000
472	2016 第六届中国郑州国际家具展览会	2016.5.8	3	河南	郑州	郑州国际会展中心	100000
473	2016 第五届中原国际汽车展览会	2016.6.3	4	河南	郑州	郑州国际会展中心	100000
474	2016 第二十二届郑州全国商品交易会暨消费品博览会	2016.10.13	4	河南	郑州	郑州国际会展中心	80000
475	2016 中国(郑州)三轮摩托车、电动车及新能源绿色展览会	2016.4.27	3	河南	郑州	郑州国际会展中心	72000
476	2016 中国(郑州)国际汽车后市场博览会	2016.6.26	4	河南	郑州	郑州国际会展中心	65000
477	2016 秋季全国汽车配件交易会	2016.10.21	3	河南	郑州	郑州国际会展中心	65000
478	2016 第二届河南(郑州)新能源汽车及充电站设施展览会	2016.2.26	3	河南	郑州	郑州国际会展中心	60000
479	2016 第三届河南(郑州)新能源汽车及充电站设施展览会	2016.9.24	3	河南	郑州	郑州国际会展中心	60000
480	2016 第六届中国(郑州)三轮车、电动车及新能源汽车展	2016.12.3	3	河南	郑州	郑州国际会展中心	60000
481	2016 第十九届中国中部家电博览会	2016.3.8	3	河南	郑州	中原国际博览中心	53000
482	2016 第二十届中国中部家电博览会	2016.8.31	3	河南	郑州	中原国际博览中心	53000
483	2016 中国(郑州)微商博览会	2016.11.28	3	河南	郑州	中原国际博览中心	53000
484	2016 第十八届中原电动车电动汽车暨新能源汽车博览会	2016.4.16	3	河南	郑州	中原国际博览中心	45000
485	2016 第十八届中国郑州国际建筑装饰材料博览会	2016.3.4	3	河南	郑州	郑州国际会展中心	45000
486	2016 第五届中国(郑州)国际门业展览会	2016.8.26	3	河南	郑州	郑州国际会展中心	40000
487	2016 年第二十八届河南家禽交易会	2016.9.19	3	河南	郑州	郑州国际会展中心	40000
488	2016 第九届郑州国际汽车展览会	2016.11.4	5	河南	郑州	郑州国际会展中心	40000
489	2016 中国华夏家博会	2016.3.18	3	河南	郑州	郑州国际会展中心	36000
490	2016 中国华夏家博会(郑州)	2016.9.2	3	河南	郑州	郑州国际会展中心	36000
491	2016 第十二届中国国际工业装备(郑州)博览会	2016.8.19	3	河南	郑州	郑州国际会展中心	35000
492	2016 第十八届中原(郑州)国际机床展	2016.3.23	4	河南	郑州	郑州国际会展中心	34000
493	2016 春季中国(郑州)第28届中原广告展	2016.3.2	3	河南	郑州	郑州国际会展中心	33000
494	2016 中国(郑州)国际电力工业展览会	2016.6.3	3	河南	郑州	中原国际博览中心	33000
495	2016 第十届中国(河南)国际投资贸易洽谈会	2016.4.8	3	河南	郑州	郑州国际会展中心	33000
496	2016 中国(郑州)国际电力工业展览会	2016.10.10	3	河南	郑州	中原国际博览中心	33000
497	2016 中国中部(郑州)国际装备制造博览会	2016.3.23	4	河南	郑州	郑州国际会展中心	32000
498	2016 中国国际轿车、微车正品配件博览会	2016.5.28	3	河南	郑州	郑州国际会展中心	30000
499	2016 第十三届中国(郑州)欧亚国际酒店用品博览会	2016.5.20	3	河南	郑州	郑州国际会展中心	30000
500	2016 第九届中国郑州烘焙展览会	2016.6.3	3	河南	郑州	郑州国际会展中心	30000
501	2016 中国(郑州)国际高端美容院线产品及化妆品展览会	2016.4.27	3	河南	郑州	郑州国际会展中心	30000
502	2016 中国(郑州)国际高端美容院线产品及化妆品展览会	2016.9.28	3	河南	郑州	郑州国际会展中心	30000
503	2016 第八届中国郑州·享亚(中韩)孕婴童产品博览会	2016.5.20	3	河南	郑州	郑州国际会展中心	30000
504	2016 第六届中国西部IT产品博览会	2016.5.13	3	河南	郑州	郑州国际会展中心	30000
505	2016 第二届中国(郑州)国际石材产品及技术装备展览会	2016.9.3	3	河南	郑州	郑州国际会展中心	30000
506	2016 河南省秋季种子信息交流暨产品展览会	2016.10.28	1	河南	郑州	郑州国际会展中心	30000
507	2016 中国(郑州)生活用纸产品技术展览会	2016.10.28	3	河南	郑州	郑州国际会展中心	30000



序号	展会名称	开幕日	展期	省份	城市	举办地	面积
508	2016 第九届中国国际纸包装工业瓦楞彩盒包装印刷展览会	2016.9.1	3	河南	郑州	郑州国际会展中心	30000
509	2016 第三届中国国际新能源汽车及电动车(中原)展览交易会	2016.11.19	3	河南	洛阳	洛阳会展中心	30000
510	2016 中国洛阳五一车展	2016.4.29	4	河南	洛阳	洛阳会展中心	30000
511	2016 中国洛阳秋季车展	2016.10.27	4	河南	洛阳	洛阳会展中心	30000
512	2016 第四届中国(中部)现代农业科技展览会	2016.7.6	2	河南	郑州	郑州国际会展中心	29000
513	2016 第四届中国(郑州)国际门业展览会	2016.3.4	3	河南	郑州	郑州国际会展中心	25000
514	第 29 届中原医疗器械(2016 年春季)展览会	2016.3.17	3	河南	郑州	郑州国际会展中心	25000
515	第 30 届中原医疗器械(2016 年秋季)展览会	2016.9.8	3	河南	郑州	郑州国际会展中心	25000
516	2016 河南大河春季车展	2016.4.15	4	河南	郑州	郑州国际会展中心	25000
517	2016 大河春季车展	2016.9.9	4	河南	郑州	郑州国际会展中心	25000
518	2016 第 3 届中国郑州国际物流展览会	2016.5.20	3	河南	郑州	郑州国际会展中心	23000
519	2016 中国(郑州)国际钟表及眼镜产业展览会	2016.4.16	3	河南	郑州	中原国际博览中心	23000
520	2016 中国(郑州)国际农畜无害化处理及副产物综合利用展览会	2016.5.16	3	河南	郑州	中原国际博览中心	23000
521	2016 中国(郑州)国际缝制设备展览会	2016.5.27	3	河南	郑州	郑州国际会展中心	20000
522	2016 第三十四届郑州国际美容化妆品博览会	2016.3.26	3	河南	郑州	中原国际博览中心	20000
523	2016 第三十五届郑州国际美容化妆品博览会	2016.8.13	3	河南	郑州	中原国际博览中心	20000
524	2016 第三十六届郑州国际美容化妆品博览会	2016.10.15	3	河南	郑州	中原国际博览中心	20000
525	2016 中原肥料会 - 第十三届中原肥料(农资)产品交易暨信息交流会	2016.3.30	2	河南	郑州	郑州国际会展中心	20000
526	2016 中部(郑州)塑料产业博览会	2016.3.11	3	河南	郑州	郑州国际会展中心	20000
527	2016 第六届中国(河南)国际煤炭工业设备矿山技术暨能源产业博览会	2016.6.6	3	河南	郑州	郑州国际会展中心	20000
528	2016 第九届中国冷冻食品产业大会暨第九届中国冷冻与冷藏食品工业展览会	2016.8.28	3	河南	郑州	郑州国际会展中心	20000
529	2016 年第十一届中国(郑州)国际建筑装饰展览会	2016.8.5	3	河南	郑州	郑州国际会展中心	20000
530	2016 中国(郑州)国际智慧环保高峰论坛暨博览会	2016.3.18	3	河南	郑州	中原国际博览中心	20000
531	2016 中西部(三门峡)铝工业与机械装备博览会	2016.6.3	3	河南	三门峡	三门峡国际文博城会展中心	20000
532	2016 中国(郑州)国际净水、净化设备及新技术展览会	2016.8.26	3	河南	郑州	郑州国际会展中心	20000
533	河南(国际)供应商大会	2016.8.19	3	河南	郑州	郑州国际会展中心	20000
534	2016 国际网络商品线下交易博览会	2016.10.24	3	河南	洛阳	洛阳会展中心	20000
535	2016 第 66 届全国汽车维修检测诊断设备(秋季)展览会	2016.11.13	3	河南	郑州	郑州国际会展中心	20000
536	2016 郑州运动及户外用品展览会	2016.11.12	3	河南	郑州	郑州国际会展中心	20000
537	2016 第十九届哈尔滨国际汽车工业展览会	2016.8.1	8	黑龙江	哈尔滨	哈尔滨国际会展体育中心(哈尔滨国际会展中心)	125000
538	2016 第十三届哈尔滨国际家具暨木工机械展览会	2016.4.15	3	黑龙江	哈尔滨	哈尔滨国际会展体育中心(哈尔滨国际会展中心)	110000
539	2016 第十一届哈尔滨春季汽车展览会	2016.3.22	7	黑龙江	哈尔滨	哈尔滨国际会展体育中心(哈尔滨国际会展中心)	60000
540	2016 第二十七届哈尔滨经济贸易洽谈会	2016.6.15	5	黑龙江	哈尔滨	哈尔滨国际会展体育中心(哈尔滨国际会展中心)	54000
541	2016 东北三省畜牧业交易会暨哈尔滨畜牧产业博览会	2016.4.22	3	黑龙江	哈尔滨	哈尔滨国际会展体育中心(哈尔滨国际会展中心)	45000
542	2016 第十三届中国(齐齐哈尔)国际小商品交易会	2016.7.18	9	黑龙江	齐齐哈尔	齐齐哈尔国际会展中心	45000
543	2016 第七届哈尔滨秋季汽车展览会	2016.11.15	7	黑龙江	哈尔滨	哈尔滨国际会展体育中心(哈尔滨国际会展中心)	45000
544	2016 第二十二届哈尔滨种植博览会	2016.11.6	3	黑龙江	哈尔滨	哈尔滨国际会展体育中心(哈尔滨国际会展中心)	45000
545	2016 中国(绥芬河)国际口岸贸易博览会	2016.8.8	4	黑龙江	绥芬河	绥芬河世茂国际商展中心	40000
546	2016 第三十六届(春季)全国摩托车及配件展示交易会	2016.5.16	3	黑龙江	哈尔滨	哈尔滨国际会展体育中心(哈尔滨国际会展中心)	40000
547	2016 哈尔滨寒地博览会	2016.1.5	7	黑龙江	哈尔滨	哈尔滨国际会展体育中心(哈尔滨国际会展中心)	36000
548	2016 第十七届哈尔滨家博会	2016.6.3	3	黑龙江	哈尔滨	哈尔滨国际会展体育中心(哈尔滨国际会展中心)	32300
549	2016 第十八届哈尔滨家博会	2016.9.8	3	黑龙江	哈尔滨	哈尔滨国际会展体育中心(哈尔滨国际会展中心)	32300

附录一：2016年中国内地2万平方米以上商贸展会一览表

序号	展会名称	开幕日	展期	省份	城市	举办地	面积
550	2016 第十九届哈尔滨家博会	2016.10.21	3	黑龙江	哈尔滨	哈尔滨国际会展体育中心 (哈尔滨国际会展中心)	32300
551	2016 第十一届中国龙江国际文化艺术产业博览会	2016.8.25	5	黑龙江	哈尔滨	哈尔滨国际会展体育中心 (哈尔滨国际会展中心)	30000
552	2016 中国哈尔滨“一带一路”国际商品博览会	2016.10.1	5	黑龙江	哈尔滨	哈尔滨国际会展体育中心 (哈尔滨国际会展中心)	30000
553	2016 第 14 届中国哈尔滨国际绿色节能建筑装饰及材料博览会	2016.4.27	3	黑龙江	哈尔滨	哈尔滨国际会展体育中心 (哈尔滨国际会展中心)	26000
554	2016 第 14 届哈尔滨国际门窗幕墙玻璃及加工设备展览会	2016.4.28	3	黑龙江	哈尔滨	哈尔滨国际会展体育中心 (哈尔滨国际会展中心)	26000
555	2016 第十四届中国国际奶业展览会暨高层论坛	2016.4.22	3	黑龙江	哈尔滨	哈尔滨国际会展体育中心 (哈尔滨国际会展中心)	25000
556	2016 黑龙江国际绿色有机食品产业博览会	2016.9.22	5	黑龙江	哈尔滨	哈尔滨国际会展体育中心 (哈尔滨国际会展中心)	25000
557	2016 中国哈尔滨(春季)国际珠宝展览会	2016.5.27	5	黑龙江	哈尔滨	哈尔滨国际会展体育中心 (哈尔滨国际会展中心)	22000
558	2016 第三十届哈尔滨亚太美容美发化妆品博览会	2016.5.9	4	黑龙江	哈尔滨	哈尔滨国际会展体育中心 (哈尔滨国际会展中心)	20000
559	2016 第四届东北三省糖酒食品交易会	2016.8.29	2	黑龙江	哈尔滨	哈尔滨国际会展体育中心 (哈尔滨国际会展中心)	20000
560	2016 第十届哈尔滨动漫产业博览会	2016.7.16	5	黑龙江	哈尔滨	哈尔滨国际会展体育中心 (哈尔滨国际会展中心)	20000
561	2016 第十三届中国(武汉)国际汽车后市场博览会	2016.6.18	3	湖北	武汉	武汉国际会展中心	230000
562	2016 第十七届武汉国际汽车展览会	2016.10.12	6	湖北	武汉	武汉国际博览中心	140000
563	2016 第十四届华中国际汽车展览会	2016.5.27	5	湖北	武汉	武汉国际博览中心	100000
564	2016 第二届武汉国际家具展览会	2016.4.22	4	湖北	武汉	武汉国际博览中心	90000
565	2016 中国(武汉)期刊交易博览会	2016.9.23	3	湖北	武汉	武汉国际博览中心	60000
566	2016 武汉广告技术及设备展览会	2016.3.24	3	湖北	武汉	武汉国际博览中心	50000
567	2016 中国中西部武汉国际地面材料及铺装技术展览会	2016.5.12	3	湖北	武汉	武汉国际博览中心	50000
568	2016 第四届武汉国际时尚博览会	2016.11.11	3	湖北	武汉	武汉国际博览中心	50000
569	2016 年第十七届中国国际机电产品博览会(武汉)	2016.9.23	3	湖北	武汉	武汉国际博览中心	40000
570	2016 第十三届“中国光谷”国际光电子博览会暨论坛	2016.11.3	3	湖北	武汉	武汉国际博览中心	40000
571	2016 第三届中国(武汉)国际新能源汽车电动车展览会	2016.9.23	3	湖北	武汉	武汉国际博览中心	40000
572	2016 第 52 届武汉家装建材展览会	2016.2.26	3	湖北	武汉	武汉国际会展中心	40000
573	2016 第 53 届武汉家装建材展览会	2016.7.8	3	湖北	武汉	武汉国际会展中心	40000
574	2016 武汉家博会	2016.8.20	2	湖北	武汉	武汉国际博览中心	40000
575	2016 第五届武汉国际机床	2016.9.23	4	湖北	武汉	武汉国际博览中心	30000
576	2016 年中国(武汉)公共安全产品暨警用装备展览会	2016.3.30	3	湖北	武汉	武汉国际博览中心	30000
577	2016 第九届中国武汉春季茶业博览会交易会	2016.5.13	4	湖北	武汉	武汉国际会展中心	30000
578	2016 第九届中国武汉秋季茶业博览会交易会	2016.11.4	4	湖北	武汉	武汉国际会展中心	30000
579	2016 第七届全球公共采购(中国·武汉)论坛暨公共采购博览会	2016.11.25	3	湖北	武汉	武汉国际会展中心	30000
580	2016 武汉大型健康家装建材展览会	2016.3.25	3	湖北	武汉	武汉国际会展中心	30000
581	2016 年第三届中国(武汉)国际新能源汽车产业博览会	2016.3.26	3	湖北	武汉	武汉客厅中国文化博览中心	30000
582	2016 年武汉大型健康家装建材展览会	2016.8.26	3	湖北	武汉	武汉国际会展中心	30000
583	2016 第四届中国(武汉)国际孕婴童产品博览会	2016.9.7	3	湖北	武汉	武汉客厅中国文化博览中心	30000
584	2016 武汉大型健康家装建材展览会	2016.11.27	3	湖北	武汉	武汉国际会展中心	30000
585	2016 中国武汉国际充电站(桩)技术设备展览会	2016.5.25	3	湖北	武汉	武汉客厅中国文化博览中心	22000
586	2016 年第三届武汉茶博会	2016.4.22	4	湖北	武汉	武汉国际会展中心	20000
587	2016 第十三届中国武汉农业博览会	2016.10.26	3	湖北	武汉	武汉国际会展中心	20000
588	2016 第三届武汉国际电玩暨游乐游艺设备展	2016.5.13	3	湖北	武汉	武汉国际博览中心	20000
589	2016 第 2 届中国(武汉)国际电子商务暨网络商品博览会	2016.5.20	3	湖北	武汉	武汉国际会展中心	20000
590	2016 中国(武汉)国际美容美发美体化妆品用品博览会	2016.5.24	3	湖北	武汉	武汉国际会展中心	20000
591	2016 第三届中国(武汉)酒店设备及用品展览会	2016.6.12	3	湖北	武汉	武汉国际博览中心	20000
592	2016 夏季中国(武汉)婚博会	2016.7.2	2	湖北	武汉	武汉国际博览中心	20000
593	2016 第二届华中食品饮料博览会	2016.1.20	5	湖北	武汉	武汉国际会展中心	20000



序号	展会名称	开幕日	展期	省份	城市	举办地	面积
594	2016 冬季中国(武汉)婚博会	2016.11.19	2	湖北	武汉	武汉国际博览中心	20000
595	仁创·2016 中国(武汉)文化艺术收藏品展暨珠宝玉石工艺品展览会	2016.2.10	4	湖北	武汉	武汉国际会展中心	20000
596	2016 中国(武汉)国际美容美发美体化妆品博览会	2016.10.10	3	湖北	武汉	武汉国际会展中心	20000
597	2016 第 15 届华中图书交易会	2016.10.21	3	湖北	武汉	武汉国际会展中心	20000
598	2016 第 77 届中国国际医药原料药、中间体、包装、设备交易会	2016.11.16	3	湖北	武汉	武汉国际博览中心	20000
599	2016 华夏家博会	2016.11.11	3	湖北	武汉	武汉国际会展中心	20000
600	2016 年第五届武汉汽车文化节	2016.12.2	4	湖北	武汉	武汉国际会展中心	20000
601	第 25 届中国食品博览会暨交易会	2016.12.15	7	湖北	武汉	武汉国际会展中心	20000
602	2016 中国(湖南)汽车展览会	2016.5.5	5	湖南	长沙	湖南国际会展中心	100000
603	2016 年郴州春季车展	2016.4.15	4	湖南	郴州	郴州国际会展中心	50000
604	第四届中国(湖南)国际矿物宝石博览会	2016.5.19	5	湖南	长沙	湖南国际会展中心	46800
605	2016 中国(长沙)国际食品展	2016.9.9	4	湖南	长沙	湖南国际会展中心	40000
606	2016 长沙(红星)夏季车展	2016.6.3	3	湖南	长沙	红星国际会展中心	40000
607	2016 第二届湖南(长沙)国际新能源汽车及充电站设施展览会	2016.10.10	3	湖南	长沙	红星国际会展中心	40000
608	2016 中国(长沙)国际汽车展览会	2016.12.1	6	湖南	长沙	湖南国际会展中心	40000
609	2016 中国新化国际文印节暨中国印博会	2016.2.2	4	湖南	长沙	湖南国际会展中心	33000
610	2016 第八届湖南茶业博览会	2016.9.2	4	湖南	长沙	红星国际会展中心	30000
611	2016 第 17 届湖南国际机床展览会	2016.5.29	3	湖南	长沙	湖南国际会展中心	30000
612	2016 第三届中国(湖南)国际节能减排产业博览会	2016.11.18	3	湖南	长沙	湖南国际会展中心	30000
613	2016 中国(长沙)住宅产业化与绿色建筑产业博览会	2016.11.9	3	湖南	长沙	长沙国际会议展览中心	30000
614	2016 中国(长沙)工业机器人展览会	2016.5.29	3	湖南	长沙	湖南国际会展中心	22000
615	2016 第三届中国国际口腔设备与材料展览会	2016.5.20	3	湖南	长沙	湖南省展览馆	20000
616	2016 年湖南春季家博会	2016.3.12	4	湖南	长沙	湖南国际会展中心	20000
617	2016 第十七届湖南秋季浩天广告四新展览会	2016.3.20	4	湖南	长沙	红星国际会展中心	20000
618	2016 中国中部(长沙)国际装备制造博览会	2016.5.29	3	湖南	长沙	湖南国际会展中心	20000
619	2016 第十二届中国(湖南)糖酒食品交易会	2016.6.4	3	湖南	长沙	湖南国际会展中心	20000
620	2016 第三届中国(湖南)家居博览会	2016.6.17	4	湖南	长沙	湖南国际会展中心	20000
621	2016 第七届长沙国际动漫游戏展览会	2016.7.15	4	湖南	长沙	湖南国际会展中心	20000
622	2016 第十七届湖南茶业茶文化博览会	2016.5.6	4	湖南	长沙	湖南省展览馆	20000
623	2016 第十七届湖南秋季浩天广告四新及 LED 光电展览会	2016.3.20	3	湖南	长沙	红星国际会展中心	20000
624	2016 长沙国际红木家具及木雕根雕艺术品展览会	2016.8.18	4	湖南	长沙	红星国际会展中心	20000
625	仁创·2016 第十八届湖南文化艺术收藏品工艺品展览会	2016.5.27	4	湖南	长沙	湖南省展览馆	20000
626	2016 第九届中国中部(湖南)连锁加盟投资创业展览会	2016.11.23	3	湖南	长沙	湖南国际会展中心	20000
627	仁创·2016 第十九届湖南文化艺术收藏品工艺品展览会	2016.12.4	4	湖南	长沙	湖南省展览馆	20000
628	2016 第十三届中国长春国际汽车博览会	2016.7.15	10	吉林	长春	长春国际会展中心	200000
629	2016 第二届中国(长春)国际智能物流科技博览会	2016.7.1	3	吉林	长春	长春国际会展中心	50000
630	2016 长春第三届秋季大型车展	2016.10.13	3	吉林	长春	长春国际会展中心	50000
631	2016 东北三省畜牧业交易会	2016.4.10	3	吉林	长春	长春国际会展中心	45000
632	2016 年吉林(长春)第二十一届中国国际建筑装饰及材料博览会	2016.4.8	3	吉林	长春	长春国际会展中心	40000
633	2016 年第十二届中国长春国际汽车配件及售后服务用品展洽会	2016.3.31	3	吉林	长春	长春国际会展中心	40000
634	2016 第十三届中国(长春)国际汽车配件展洽会	2016.8.10	3	吉林	长春	长春国际会展中心	40000
635	2016 年第二届中国保长春车展	2016.9.2	3	吉林	长春	长春国际会展中心	40000
636	2016 年东北长春第九届工业环保技术及设备展览会	2016.3.31	3	吉林	长春	长春国际会展中心	31500
637	2016 年吉林(长春)第十八届供热供暖锅炉空调及节能减排技术设备展览会	2016.4.8	3	吉林	长春	长春国际会展中心	30000
638	2016 第三届长春佛事用品博览会	2016.5.27	4	吉林	长春	长春国际会展中心	30000
639	2016 第十二届中国(长春)国际动漫艺术博览会	2016.6.9	5	吉林	长春	长春国际会展中心	30000
640	2016 东北亚国际商品展	2016.9.15	5	吉林	长春	长春农业博览园	30000
641	2016 第九届东北四省农资产品博览会	2016.9.25	2	吉林	长春	长春农业博览园	30000
642	2016 第三届中国东北(长春)电动车三轮车及新能源汽车展览会	2016.12.3	2	吉林	长春	长春国际会展中心	30000
643	2016 第十五届中国长春国际农业食品博览(交易)会	2016.8.12	10	吉林	长春	长春农业博览园	29400
644	2016 中国(长春)进出口商品展暨台湾、韩国、东盟产品博览会	2016.5.27	5	吉林	长春	长春国际会展中心	26000
645	2016 第六届中国长春消费品博览会	2016.9.12	4	吉林	长春	长春国际会展中心	25000

附录一：2016年中国内地2万平方米以上商贸展会一览表

序号	展会名称	开幕日	展期	省份	城市	举办地	面积
646	2016 第 5 届中国（长春）国际茶产业博览会	2016.9.9	4	吉林	长春	长春国际会展中心	25000
647	2016 年中国长春第十七届国际工业装备展览会	2016.5.22	4	吉林	长春	长春国际会展中心	22000
648	2016 年第九届中国长春国际数控机床工模具展览会	2016.3.31	3	吉林	长春	长春国际会展中心	21000
649	2016 年中国长春国际汽车改装展览会	2016.3.31	3	吉林	长春	长春国际会展中心	20000
650	2016 年东北长春第四届国际畜牧业展览会	2016.3.31	3	吉林	长春	长春国际会展中心	20000
651	2016 第三十九届中国国际医疗器械卫生产业博览会	2016.3.29	3	吉林	长春	长春国际会展中心	20000
652	2016 第十二届中国长春东北国际糖酒食品交易会	2016.8.25	5	吉林	长春	长春国际会展中心	20000
653	2016 第八届苏州家具展览会	2016.6.23	4	江苏	苏州	苏州国际博览中心	120000
654	2016 第十二届中国（南京）国际软件产品和信息服务交易博览会	2016.9.2	4	江苏	南京	南京国际博览中心	100000
655	2016 第十五届南京国际汽车展览会	2016.9.30	6	江苏	南京	南京国际博览中心	100000
656	2016 第五届中国（昆山）品牌产品进口交易会	2016.5.19	3	江苏	昆山	花桥国际博览中心	80000
657	2016 第 34 届中国江苏国际自行车新能源电动车及零部件交易会	2016.10.21	3	江苏	南京	南京国际博览中心	80000
658	2016 南京生活用纸年会暨妇婴童、老人卫生护理用品展会	2016.4.11	3	江苏	南京	南京国际博览中心	80000
659	2016 第 32 届全国植保会	2016.11.25	3	江苏	南京	南京国际博览中心	80000
660	2016 第十八届中国零售业博览会	2016.11.3	3	江苏	苏州	苏州国际博览中心	80000
661	2016 中国（苏州）大健康商品采购交易会	2016.11.3	3	江苏	苏州	苏州国际博览中心	80000
662	2016 中国昆山国际工业自动化及机器人展览会	2016.9.7	3	江苏	昆山	花桥国际博览中心	70000
663	2016(第三届)中国苏州国际汽车博览会	2016.10.1	5	江苏	苏州	苏州国际博览中心	65000
664	2016 第 28 届无锡太湖国际机床及模具制造设备展览会	2016.3.10	4	江苏	无锡	无锡太湖国际博览中心	60000
665	2016 中国（南京）国际新能源汽车与电动车展览会	2016.4.17	3	江苏	南京	南京国际博览中心	60000
666	2016 第三届中国（南京）移门博览会	2016.5.9	3	江苏	南京	南京国际博览中心	60000
667	2016 第二十九届无锡太湖国际机床及模具制造设备展览会	2016.9.23	4	江苏	无锡	无锡太湖国际博览中心	60000
668	2016 第六届中国（无锡）国际文化艺术产业博览交易会	2016.10.19	5	江苏	无锡	无锡太湖国际博览中心	60000
669	2016 第十一届亚洲户外用品展览会	2016.6.30	4	江苏	南京	南京国际博览中心	52000
670	2016 第三届中国（无锡）春季渔具博览会	2016.3.26	4	江苏	无锡	无锡太湖国际博览中心	50000
671	2016 年第十八届中国江苏国际服装·家纺·面料博览会	2016.9.9	3	江苏	南京	南京国际博览中心	50000
672	2016 第四届中国（无锡）秋季渔具博览会	2016.8.26	3	江苏	无锡	无锡太湖国际博览中心	50000
673	2016 中国（南京）国际烘焙展览会	2016.10.21	3	江苏	南京	南京国际展览中心	50000
674	2016 第九届中国（南京）国际汽车博览会	2016.4.29	5	江苏	南京	南京国际博览中心	48000
675	2016 第六届亚洲自行车展览会	2016.9.13	3	江苏	南京	南京国际博览中心	48000
676	2016 第十四届南京家装主材博览会	2016.8.20	3	江苏	南京	南京国际博览中心	48000
677	2016 第四届中国常州国际工业装备博览会	2016.3.23	3	江苏	常州	常州西太湖国际博览中心	42000
678	2016 第五届中国苏州文化创意设计产业交易博览会	2016.4.22	3	江苏	苏州	苏州国际博览中心	40000
679	2016 年第四届中国常州国际机床模具展	2016.3.23	3	江苏	常州	常州西太湖国际博览中心	40000
680	苏州上花 2016 年夏季渔具展览会	2016.6.3	3	江苏	苏州	苏州国际博览中心	40000
681	2016 中国（常州）国际装备制造博览会	2016.5.17	3	江苏	常州	常州西太湖国际博览中心	40000
682	2016 江苏国际医疗器械科技博览会	2016.9.23	3	江苏	常州	常州西太湖国际博览中心	40000
683	2016(第五届)中国东部沿海（盐城）国际汽车博览会	2016.9.14	5	江苏	盐城	盐城国际会展中心	40000
684	苏州上花 2016 年冬季渔具展览会	2016.12.2	4	江苏	苏州	苏州国际博览中心	40000
685	2016 第十届中国国际物流科技博览会	2016.9.7	3	江苏	昆山	昆山国际会展中心	36000
686	2016 第十三届南京家装主材博览会	2016.2.26	4	江苏	南京	南京国际博览中心	36000
687	2016 南京广告技术设备、LED 及标识标牌展览会	2016.3.26	3	江苏	南京	南京国际博览中心	36000
688	2016 中国国际商标·品牌节	2016.10.28	3	江苏	昆山	昆山国际会展中心	36000
689	2016 第十三届苏州国际工业博览会	2016.3.16	4	江苏	苏州	苏州国际博览中心	35000
690	2016 中国（南京）家庭用品博览会	2016.3.25	3	江苏	南京	南京国际展览中心	35000
691	2016 昆山国际机床暨智能装备展览会	2016.3.29	3	江苏	昆山	昆山国际会展中心	35000
692	2016 第七届中国国际物联网（传感网）博览会	2016.10.27	3	江苏	无锡	无锡太湖国际博览中心	32000
693	2016 第十三届中国（无锡）国际设计博览会	2016.11.11	3	江苏	无锡	无锡太湖国际博览中心	31200
694	2016 年中国华夏家博会（春季）	2016.3.4	3	江苏	苏州	苏州国际博览中心	30000
695	2016 南京国际度假休闲及房车展览会	2016.4.22	3	江苏	南京	南京国际博览中心	30000
696	2016 第三届中国东部（徐州）国际糖酒食品交易会	2016.5.8	3	江苏	徐州	徐州国际会展中心	30000
697	2016 中国（昆山）茶业博览会暨红木、茶具、工艺品展	2016.5.6	4	江苏	昆山	昆山市科技文化博览中心	30000



序号	展会名称	开幕日	展期	省份	城市	举办地	面积
698	2016 第 12 届中国(常州)电动车三轮车及新能源汽车展览会	2016.6.3	3	江苏	常州	常州西太湖国际博览中心	30000
699	2016 中国华夏家博会(苏州冬季)	2016.11.18	3	江苏	苏州	苏州国际博览中心	30000
700	2016 中国(南京)国际糖酒食品交易会	2016.8.5	3	江苏	南京	南京国际展览中心	30000
701	2016 中国(江苏)太湖国际医疗器械展览会	2016.8.18	3	江苏	无锡	无锡太湖国际博览中心	30000
702	2016 中国华夏家博会(苏州)	2016.8.26	3	江苏	苏州	苏州国际博览中心	30000
703	2016 第五届中国国际养生食品博览会	2016.9.9	3	江苏	南京	南京国际博览中心	30000
704	2016 中国华夏家博会(昆山)	2016.11.11	3	江苏	昆山	昆山国际会展中心	30000
705	2016 中国国际服务机器人及智能产业展览会	2016.9.9	3	江苏	南京	南京国际博览中心	30000
706	2016 中国(无锡)国际婴幼儿及少年儿童用品展览会	2016.10.28	3	江苏	无锡	无锡太湖国际博览中心	30000
707	2016 第 13 届中国(常州)电动车三轮车及新能源汽车展览会	2016.12.17	3	江苏	常州	常州国际博览中心	30000
708	2016 第 12 届华东(苏州)电路板暨表面贴装展览会	2016.5.18	3	江苏	苏州	苏州国际博览中心	28000
709	2016 中国国际船舶工业博览会	2016.5.11	7	江苏	南京	南京国际博览中心	25000
710	2016 第十五届南京国际礼品工艺品艺术收藏品及红木家具展览会	2016.11.25	4	江苏	南京	南京国际展览中心	25000
711	2016 无锡国际美容美发及化妆品博览会	2016.10.28	3	江苏	无锡	无锡太湖国际博览中心	25000
712	2016 第十四届南京国际礼品工艺品艺术收藏品及红木家具展览会	2016.6.17	4	江苏	南京	南京国际展览中心	25000
713	2016 全国水利风景区博览会	2016.11.11	3	江苏	南京	南京国际展览中心	25000
714	2016 江苏国际绿色建筑展览会	2016.11.3	3	江苏	南京	南京国际博览中心	24000
715	2016 昆山国际塑胶展览会	2016.3.29	3	江苏	昆山	昆山国际会展中心	24000
716	2016 第九届昆山(国际)发明展览会	2016.11.17	4	江苏	昆山	昆山国际会展中心	24000
717	2016 年第十届中国无锡国际电动车展览会	2016.5.18	3	江苏	无锡	无锡太湖国际博览中心	23400
718	2016 第四届南京国际佛事文化用品展览会	2016.5.26	4	江苏	南京	南京国际展览中心	23000
719	2016 第十二届南京国际珠宝首饰展览会	2016.6.17	4	江苏	南京	南京国际展览中心	22000
720	2016 第十三届南京国际珠宝首饰展览会	2016.9.23	4	江苏	南京	南京国际展览中心	22000
721	2016 第十四届南京国际珠宝首饰展览会	2016.11.25	4	江苏	南京	南京国际展览中心	22000
722	2016 第五届李曼中国养猪大会暨养猪产业博览会	2016.10.16	3	江苏	南京	南京国际展览中心	21000
723	2016 中国国际海洋工程与石油天然气技术装备展览会	2016.5.11	3	江苏	南京	南京国际博览中心	20000
724	2016 第十五届中国(南京)国际机床展览会 2016 中国(南京)工业自动化及动力传动技术展览会	2016.5.11	3	江苏	南京	南京国际展览中心	20000
725	2016 第十二届苏州婚博会	2016.2.26	3	江苏	苏州	苏州国际博览中心	20000
726	2016 南京广告四新、LED 发光体及城市节能照明技术设备展览会	2016.3.26	3	江苏	南京	南京国际博览中心	20000
727	2016 第八届中国(无锡)国际新能源大会暨展览会	2016.11.3	3	江苏	无锡	无锡太湖国际博览中心	20000
728	2016 第二届中国(无锡)孕婴童产业博览会	2016.8.12	3	江苏	无锡	无锡太湖国际博览中心	20000
729	2016 中国泰州第 5 届联讯国际机械制造工业展览会	2016.6.12	3	江苏	泰州	泰州国际博览中心 (中国医药城会展中心)	20000
730	2016 第二届中国(昆山)国际绿色制造与工业装备展览会	2016.9.7	3	江苏	昆山	花桥国际博览中心	20000
731	2016 中国江苏国际节能环保锅炉与压力容器展览会	2016.9.7	3	江苏	昆山	花桥国际博览中心	20000
732	2016 第三届亚洲自行车精品博览会	2016.10.15	3	江苏	昆山	昆山国际会展中心	20000
733	2016 中国昆山第 29 届联讯国际机床模具橡塑展览会	2016.3.6	3	江苏	昆山	花桥国际博览中心	20000
734	2016 中国(无锡)绿色有机食品展览会	2016.10.28	3	江苏	无锡	无锡太湖国际博览中心	20000
735	2016 中国磷复肥工业展览会(CPCF)	2016.11.4	3	江苏	南京	南京国际展览中心	20000
736	2016 第十六届南京食品博览会暨采购交易会	2016.11.10	6	江苏	南京	南京国际博览中心	20000
737	2016 中国测绘地理信息技术装备展览会	2016.11.24	3	江苏	苏州	苏州国际博览中心	20000
738	2016 中国昆山第 30 届联讯国际机床模具橡塑展览会	2016.9.7	3	江苏	昆山	花桥国际博览中心	20000
739	2016 第十一届南昌国际汽车展览会	2016.9.15	4	江西	南昌	南昌国际展览中心	80000
740	2016 第九届中国(南昌)绿色食品博览会	2016.11.25	4	江西	南昌	南昌绿地国际博览中心	45000
741	2016 全国学校后勤装备博览会	2016.4.9	3	江西	南昌	南昌国际展览中心	40000
742	2016 首届中国(南昌)文化娱乐产业博览会	2016.12.9	3	江西	南昌	南昌绿地国际博览中心	40000
743	2016 第 13 届中国景德镇国际陶瓷博览会	2016.10.18	5	江西	景德镇	景德镇国际陶瓷文化艺术交流中心	36000
744	2016 中国(南昌)互联网+(国际)大健康产业博览会	2016.10.22	3	江西	南昌	南昌国际展览中心	30000
745	2016 第二届中国(南昌)新能源汽车电动车展览会	2016.11.11	3	江西	南昌	南昌国际展览中心	30000
746	2016 中国中部先进制造业(南昌)博览会	2016.5.27	3	江西	南昌	南昌国际展览中心	25000
747	2016 江西旅游商品博览会	2016.9.23	3	江西	南昌	南昌国际展览中心	21900
748	2016 第四届中国中部(南昌)电动车、三轮车暨新能源汽车展览会	2016.5.27	3	江西	南昌	南昌国际展览中心	20000

附录一：2016年中国内地2万平方米以上商贸展会一览表

序号	展会名称	开幕日	展期	省份	城市	举办地	面积
749	2016第十四届全国职业教育现代技术装备展览会	2016.10.28	2	江西	南昌	南昌国际展览中心	20000
750	2016第四届世界绿色发展投资贸易博览会	2016.11.25	3	江西	南昌	南昌绿地国际博览中心	20000
751	2016第十五届中国沈阳国际汽车工业博览会	2016.6.29	6	辽宁	沈阳	沈阳国际展览中心	180000
752	2016中国(沈阳)国际汽车展览会	2016.10.19	6	辽宁	沈阳	沈阳国际展览中心	160000
753	2016中国(沈阳)汽车交易博览会	2016.4.14	5	辽宁	沈阳	沈阳国际展览中心	140000
754	2016(第二十一届)大连国际汽车展览会	2016.8.17	5	辽宁	大连	大连星海会展中心	130000
755	2016(第二十一届)大连国际汽车展览会	2016.8.17	5	辽宁	大连	大连世界博览广场	130000
756	2016年第五届中国沈阳国际家具展览会	2016.8.5	3	辽宁	沈阳	沈阳国际展览中心	120000
757	2016年第十四届中国畜牧业博览会	2016.5.18	3	辽宁	沈阳	沈阳国际展览中心	110000
758	2016第十五届中国国际装备制造博览会	2016.9.1	5	辽宁	沈阳	沈阳国际展览中心	110000
759	2016第70届中国教育装备展示会	2016.5.8	3	辽宁	沈阳	沈阳国际展览中心	85000
760	2016第五届中国(沈阳)国际现代建筑产业博览会	2016.5.25	3	辽宁	沈阳	沈阳国际展览中心	65000
761	2016第十六届中国沈阳国际农业博览会	2016.9.10	4	辽宁	沈阳	沈阳国际展览中心	65000
762	2016第二十一届中国国际建筑装饰材料展览会	2016.6.16	4	辽宁	大连	大连星海会展中心	60000
763	2016年沈阳国际机床展览会	2016.3.24	4	辽宁	沈阳	沈阳国际展览中心	52000
764	2016东北国际农资商品双交会	2016.10.10	2	辽宁	沈阳	沈阳国际展览中心	50000
765	2016中国(大连)国际服装纺织品博览会	2016.9.19	3	辽宁	大连	大连世界博览广场	43000
766	2016年中国(沈阳)国际新能源汽车与电动车展览会	2016.6.3	3	辽宁	沈阳	沈阳国际展览中心	40000
767	2016第三届中国沈阳国际汽车后市场服务及用品博览会(春季展)	2016.3.18	3	辽宁	沈阳	沈阳国际展览中心	30000
768	2016第三届中国沈阳国际汽车后市场服务及用品博览会(秋季展)	2016.8.19	3	辽宁	沈阳	沈阳国际展览中心	30000
769	2016第十四届中国国际软件和信息服务交易会	2016.6.16	4	辽宁	大连	大连世界博览广场	30000
770	2016第十届中国国际专利技术与产品交易会	2016.9.9	3	辽宁	大连	大连世界博览广场	30000
771	2016东北亚(沈阳)国际环保博览会	2016.9.20	3	辽宁	沈阳	沈阳国际展览中心	30000
772	2016第六届中国(锦州)国际汽车展览会	2016.4.30	4	辽宁	锦州	锦州国际会展中心	30000
773	2016大连国际工业展览会	2016.5.12	3	辽宁	大连	大连星海会展中心	30000
774	2016迪培思沈阳(国际)广告标识及LED技术展	2016.3.21	3	辽宁	沈阳	沈阳国际展览中心	26000
775	2016年第十二届中国大连国际海事展览会	2016.10.25	4	辽宁	大连	大连世界博览广场	25000
776	2016中国大连进出口商品交易会	2016.5.6	4	辽宁	大连	大连世界博览广场	25000
777	2016第二十一届中国国际木工机械展览会	2016.6.3	4	辽宁	大连	大连世界博览广场	21000
778	2016第十六届3.15国际消费品(大连)博览会	2016.3.11	5	辽宁	大连	大连世界博览广场	21000
779	2016年中国(沈阳)城市环卫、清洁设备及固体废弃物处理博览会	2016.5.25	3	辽宁	沈阳	沈阳国际展览中心	20000
780	第十四届建筑墙材保温材料及设备展览会	2016.3.24	3	辽宁	沈阳	辽宁工业展览馆	20000
781	2016年第十八届东北国际公共安全防范产品博览会	2016.4.21	4	辽宁	沈阳	辽宁工业展览馆	20000
782	2016年第十九届东北国际工业装备博览会	2016.4.24	3	辽宁	沈阳	沈阳国际展览中心	20000
783	2016年第十九届中国东北国际五金工具展览会	2016.4.24	3	辽宁	沈阳	沈阳国际展览中心	20000
784	2016年第四届东北国际工业安全生产及劳动保护用品展览会	2016.4.24	3	辽宁	沈阳	沈阳国际展览中心	20000
785	沈阳2016新年车展	2016.1.9	2	辽宁	沈阳	辽宁工业展览馆	20000
786	2016第四十届(秋季)沈阳国际医疗器械设备展览会	2016.8.16	3	辽宁	沈阳	沈阳国际展览中心	20000
787	2016第三届大连国际佛事用品展览会	2016.8.25	5	辽宁	大连	大连星海会展中心	20000
788	2016第三届中国(大连)国际茶产业博览会暨紫砂、陶瓷、红木、茶具用品展	2016.9.2	4	辽宁	大连	大连世界博览广场	20000
789	2016第七届中国(沈阳)烘焙及高端饮品展	2016.9.22	3	辽宁	沈阳	沈阳国际展览中心	20000
790	2016第20届中国锦州农业科技博览会	2016.3.10	4	辽宁	锦州	锦州国际会展中心	20000
791	2016第二十六届东北国际食品机械、包装设备展览会	2016.4.14	4	辽宁	沈阳	辽宁工业展览馆	20000
792	2016第七届中国(锦州)国际汽车展览会	2016.8.19	4	辽宁	锦州	锦州国际会展中心	20000
793	2016年大连国际进口商品展览会	2016.11.25	3	辽宁	大连	大连星海会展中心	20000
794	2016第八届中国(呼和浩特)国际汽车展览会	2016.7.1	5	内蒙古	呼和浩特	内蒙古国际会展中心	60000
795	2016第六届包头国际汽车展览会	2016.9.17	5	内蒙古	包头	包头市会展中心	50000
796	2016第八届中国(内蒙古)农牧业机械展览会	2016.3.26	3	内蒙古	呼和浩特	内蒙古国际会展中心	35000
797	2016第26届全国图书博览交易会	2016.7.28	3	内蒙古	包头	包头国际会展中心	35000
798	2016中国(包头)第三届国际装备制造博览会	2016.7.22	4	内蒙古	包头	包头国际会展中心	32000
799	2016第十二届中国内蒙古国际食品(糖酒)博览会	2016.4.15	4	内蒙古	呼和浩特	内蒙古国际会展中心	30000
800	2016第三届新思维包头国际汽车展览会	2016.4.29	5	内蒙古	包头	包头国际会展中心	28000



序号	展会名称	开幕日	展期	省份	城市	举办地	面积
801	2016 第十届中国(内蒙古)国际乳业博览会	2016.3.26	3	内蒙古	呼和浩特	内蒙古国际会展中心	25000
802	2016 年内蒙古(蒙东)国际农业机械博览会	2016.7.3	3	内蒙古	赤峰	赤峰国际会展中心	20000
803	2016 第十九届内蒙古农业博览会	2016.8.1	3	内蒙古	赤峰	赤峰国际会展中心	20000
804	2016 年内蒙古(呼和浩特)台湾名品博览会	2016.6.10	4	内蒙古	呼和浩特	内蒙古国际会展中心	20000
805	2016 内蒙古国际清洁能源产业博览会	2016.10.28	3	内蒙古	呼和浩特	内蒙古国际会展中心	20000
806	2016(第9届)银川国际汽车博览会	2016.7.30	8	宁夏	银川	银川国际会展中心	70000
807	2016 中国(宁夏)国际旅游博览会	2016.9.8	4	宁夏	银川	银川国际会展中心	20000
808	2016 中国(青海)国际清真食品及用品展览会(清食展)	2016.5.19	4	青海	西宁	青海西宁市南国际会展中心	50000
809	2016 中国(青海)国际绿色投资贸易洽谈会	2016.6.20	4	青海	西宁	青海西宁市南国际会展中心	50000
810	2016 中国(青海)国际汽车文化博览会	2016.8.12	5	青海	西宁	青海西宁市南国际会展中心	50000
811	2016 中国(青海)藏毯国际展览会	2016.6.2	6	青海	西宁	青海西宁市南国际会展中心	30000
812	2016 首届青藏结婚产业博览会	2016.7.2	3	青海	西宁	青海西宁市南国际会展中心	24400
813	2016 第十三届青岛国际家具及木工机械展览会	2016.5.25	4	山东	青岛	青岛国际会展中心	120000
814	2016 第十五届青岛国际汽车工业展览会	2016.5.11	6	山东	青岛	青岛国际会展中心	120000
815	2016 第十七届中国(寿光)国际蔬菜科技博览会	2016.4.20	41	山东	寿光	寿光国际会展中心	120000
816	2016 第十一届中国(博兴)国际厨具节	2016.10.26	3	山东	淄博	山东兴福澳博厨具商会展中心	120000
817	2016 齐鲁(临沂)精品室内车展	2016.4.1	4	山东	临沂	临沂国际会展中心	100000
818	2016 第十六届齐鲁秋季(临沂)精品室内车展	2016.9.8	4	山东	临沂	临沂国际会展中心	100000
819	2016 青岛国际汽车工业秋季展览会	2016.9.7	6	山东	青岛	青岛国际会展中心	100000
820	2016 中国畜牧业展览会	2016.5.18	3	山东	即墨	青岛国际博览中心	100000
821	2016 第十九届国际机床模具展览会	2016.8.2	5	山东	青岛	青岛国际会展中心	80000
822	2016 第十六届中国国际家具及木工机械(济南)博览会	2016.8.11	4	山东	济南	济南国际会展中心	80000
823	2016 中国(临沂)国际商贸物流博览会	2016.9.9	3	山东	临沂	临沂国际会展中心	80000
824	2016 中国(临沂)国际商贸物流博览会-第二期	2016.9.24	3	山东	临沂	临沂国际会展中心	80000
825	2016 第二十一届中国(青岛)国际渔业博览会	2016.11.2	3	山东	即墨	青岛国际博览中心	80000
826	2016 第十五届中国国际家具及木工机械(济南)博览会	2016.4.21	4	山东	济南	济南国际会展中心	70000
827	2016 第六届山东文化创意产业博览会	2016.8.25	4	山东	济南	济南国际会展中心	70000
828	2016 第五届山东国际节能与新能源汽车展	2016.8.19	3	山东	济南	济南国际会展中心	70000
829	2016 烟台春季汽车展暨文化节	2016.4.7	5	山东	烟台	烟台国际博览中心	62000
830	2016 烟台秋季国际汽车工业展览会	2016.9.8	5	山东	烟台	烟台国际博览中心	62000
831	2016 第十三届中国青岛国际轮胎展览会	2016.4.9	3	山东	青岛	青岛国际会展中心	60000
832	2016 齐鲁春季汽车展示交易会	2016.4.7	4	山东	济南	济南舜耕国际会展中心	60000
833	2016 年春季(第七十五届)山东省糖酒商品交易会	2016.4.23	2	山东	淄博	中国陶瓷科技城(淄博国际会展中心)	60000
834	2016 齐鲁秋季汽车展示交易会	2016.9.8	4	山东	济南	济南国际会展中心	60000
835	2016 第十二届中国(青岛)国际建筑材料及装饰材料博览会	2016.7.16	4	山东	即墨	青岛国际博览中心	60000
836	2016 第十三届中国(临沂)汽车用品交易会	2016.3.23	3	山东	临沂	临沂国际会展中心	60000
837	2016 中国(临沂)新能源汽车、电动车及零部件展览会	2016.9.17	3	山东	临沂	临沂国际会展中心	60000
838	2016 年秋季(第七十六届)山东省糖酒商品交易会	2016.8.12	3	山东	临沂	临沂国际会展中心	60000
839	2016 第十届青岛国际石材展	2016.7.16	4	山东	即墨	青岛国际博览中心	52500
840	2016 第十届山东国际电动车及新能源汽车展览会	2016.3.11	3	山东	济南	济南国际会展中心	52000
841	2016 第十一届中国(临沂)新能源汽车、电动车及零部件展览会	2016.4.16	3	山东	临沂	临沂国际会展中心	50000
842	2016 第十届济南全国食品博览会	2016.5.20	3	山东	济南	济南国际会展中心	50000
843	2016 第十四届中国(莱州)国际石材展览会	2016.9.9	3	山东	莱州	莱州国际会展中心	50000
844	2016 中国(北方)厨具暨酒店用品博览会	2016.3.16	3	山东	临沂	临沂国际会展中心	50000
845	2016 第十八届中国(青岛)国际缝制设备展览会	2016.6.30	3	山东	青岛	青岛国际会展中心	50000
846	2016 国际教育信息化创新产品与应用成果展	2016.6.23	2	山东	青岛	青岛国际会展中心	50000
847	2016 中国(山东)国际纺织博览会	2016.6.30	3	山东	青岛	青岛国际会展中心	50000
848	第十八届中国国际工业装备(青岛)博览会	2016.8.3	3	山东	青岛	青岛国际会展中心	50000
849	2016 年第四届中国非物质文化遗产博览会	2016.9.21	5	山东	济南	济南国际会展中心	45000
850	2016 第十届中国(山东)国际糖酒食品交易会	2016.11.18	3	山东	济南	济南国际会展中心	45000
851	2016 中国学前教育峰会暨中国学前教育用品博览会	2016.8.12	3	山东	泰安	山东泰山会展中心	42279
852	2016 第七届中国(广饶)国际橡胶轮胎展览会	2016.5.15	3	山东	东营	山东省广饶国际博览中心	42000

附录一：2016年中国内地2万平方米以上商贸展会一览表

序号	展会名称	开幕日	展期	省份	城市	举办地	面积
853	2016年第十八届全国肥料信息交流会暨产品交易会	2016.9.28	2	山东	青岛	青岛国际会展中心	41000
854	2016年第十九届济南国际机床展览会	2016.3.2	3	山东	济南	济南国际会展中心	40000
855	2016第十三届中国青岛国际橡胶技术展览会	2016.4.9	3	山东	青岛	青岛国际会展中心	40000
856	2016第二十四届国际广告四新、LED(济南春季)展览会	2016.3.31	3	山东	济南	济南国际会展中心	40000
857	2016第十六届中国(青岛)国际时装周	2016.5.11	5	山东	青岛	青岛国际会展中心	40000
858	2016第九届中国(东营)国际石油石化装备与技术展览会	2016.9.27	3	山东	东营	山东东营黄河国际会展中心	40000
859	2016山东植保信息交流暨农药械交易会	2016.10.20	2	山东	济南	济南国际会展中心	40000
860	2016第31届中国(济南)国际美容美发化妆品产业博览会	2016.5.5	3	山东	济南	济南国际会展中心	40000
861	2016第十八届山东国际供热供暖、锅炉及空调技术与设备展览会	2016.5.12	3	山东	济南	济南国际会展中心	40000
862	2016第十一届中国(潍坊)门窗幕墙博览会	2016.5.16	3	山东	潍坊	潍坊富华国际展览中心	40000
863	第七届中国奶业大会暨2016年中国奶业展览会	2016.6.2	3	山东	青岛	青岛国际会展中心	40000
864	2016中国(青岛)国际海洋科技展览会	2016.9.26	3	山东	即墨	青岛国际博览中心	40000
865	2016第十八届中国青岛国际动力传动与控制技术展览会	2016.8.3	3	山东	青岛	青岛国际会展中心	40000
866	2016第十届烟台国际葡萄酒博览会	2016.10.15	4	山东	烟台	烟台国际博览中心	38000
867	2016第四届中国(济南)营养健康博览会	2016.5.5	3	山东	济南	济南国际会展中心	38000
868	2016第五届中国(济南)营养健康暨绿色有机食品博览会	2016.8.11	3	山东	青岛	青岛国际会展中心	38000
869	2016第五届中国(临沂)五金博览会	2016.6.25	3	山东	临沂	临沂国际会展中心	37000
870	2016第三十五届中国国际医疗器械(山东)博览会	2016.3.16	3	山东	济南	济南国际会展中心	35000
871	2016第三届中国(临沂)苗木花卉交易博览会	2016.10.29	2	山东	临沂	临沂鲁信国际会展中心	35000
872	2016第三十六届中国国际医疗器械(山东)博览会(秋)暨医院管理论坛	2016.9.1	3	山东	济南	济南国际会展中心	35000
873	2016中国(青岛)国际制药化工科技博览会	2016.8.25	3	山东	青岛	青岛国际会展中心	32000
874	2016第十一届中国(山东)国际装备制造业博览会	2016.3.21	3	山东	济南	济南国际会展中心	31400
875	2016第二十五届国际广告四新、LED(济南秋季)展览会	2016.9.1	3	山东	济南	济南国际会展中心	30005
876	2016第十届“京普”杯中国(临沂)太阳能春季展会	2016.2.25	3	山东	临沂	临沂商城国际会展中心	30000
877	2016中国(菏泽)国际农资交易会	2016.4.8	3	山东	菏泽	中国林展馆	30000
878	2016第十五届中国(济南)国际社会公共安全防范产品博览会	2016.3.26	3	山东	济南	济南国际会展中心	30000
879	2016第二十二届中国(济南)国际建筑装饰展览会	2016.4.15	3	山东	济南	济南国际会展中心	30000
880	2016第十届中国(青岛)国际茶文化博览会暨紫砂艺术展	2016.6.10	4	山东	青岛	青岛国际会展中心	30000
881	2016中国威海国际食品博览会	2016.6.17	4	山东	威海	威海国际展览中心	30000
882	2016第二届中国(临沂)国际食品博览会暨名优特色农产品交易会	2016.9.1	4	山东	临沂	临沂商城国际会展中心	30000
883	2016第七届中国(青岛)卡车、商用车及配件展览会	2016.3.25	3	山东	青岛	青岛国际会展中心	30000
884	2016第八届中国(潍坊)卡车、商用车及配件展览会/2016中国(潍坊)国际装备制造业博览会/2016中国(潍坊)机床工模具展览会	2016.10.20	3	山东	潍坊	山东潍坊鲁台会展中心	30000
885	2016第十二届中国(潍坊)食品加工和包装设备展	2016.5.6	3	山东	潍坊	潍坊鲁台会展中心	30000
886	2016第九届中国国际种业博览会暨第十四届全国种子信息交流及产品交易会	2016.9.28	3	山东	济南	济南国际会展中心	30000
887	2016第四届中国(济南)茶叶博览会	2016.10.28	4	山东	济南	济南国际会展中心	30000
888	2016第三十届中国(青岛)国际美容美发化妆品博览会	2016.10.20	3	山东	青岛	青岛国际会展中心	30000
889	2016济南国际数控机床展览会	2016.10.15	3	山东	济南	济南国际会展中心	30000
890	2016年保密技术交流大会暨产品博览会	2016.10.13	3	山东	青岛	青岛国际会展中心	30000
891	2016第三届中国(泰山)国际矿业装备与技术展览会	2016.8.31	3	山东	泰安	山东泰山会展中心	30000
892	2016第四届中国(临沂)国际五金机电博览会	2016.12.18	3	山东	临沂	临沂国际会展中心	30000
893	2016第18届青岛(中国)塑料产业博览会	2016.8.3	3	山东	青岛	青岛国际会展中心	30000
894	2016中国(济南)润滑油、脂及应用技术展览会	2016.11.13	3	山东	济南	济南国际会展中心	30000
895	2016潍坊农博会-中国(潍坊)国际智慧农业装备与技术博览会	2016.11.25	2	山东	潍坊	山东潍坊鲁台会展中心	30000
896	2016第三十二届中国(济南)国际美容美发化妆品博览会	2016.11.4	3	山东	济南	济南国际会展中心	30000
897	2016第十一届东亚食品博览会	2016.6.3	4	山东	烟台	烟台国际博览中心	28000
898	2016中国(青岛)工艺美术大师珠宝展	2016.6.17	4	山东	青岛	青岛国际会展中心	27100
899	2016第九届中国(济南)国际信息技术博览会	2016.10.15	3	山东	济南	济南国际会展中心	26400
900	2016第5届中国(青岛)国际茶产业博览会暨紫砂、陶瓷、茶具用品展	2016.10.14	4	山东	青岛	青岛国际会展中心	26200
901	2016山东(青岛)国际秋季茶博会暨工艺礼品红木家具展	2016.12.2	4	山东	青岛	华秀国际会展中心	26200



序号	展会名称	开幕日	展期	省份	城市	举办地	面积
902	2016 第十五届华东 (青岛) 国际电子工业制造展览会 2016 中国 (青岛) 国际社会公共安全产品博览会 2016 中国 (青岛) 国际消防设备与技术展览会	2016.7.28	3	山东	青岛	青岛国际会展中心	25000
903	2016 第二届中国山东国际宠物水族用品展览会	2016.5.6	4	山东	济南	济南国际会展中心	25000
904	2016 中国山东国际宠物水族用品展览会 (9 月)	2016.9.2	4	山东	青岛	山东国际农展中心	25000
905	2016 第二十九届中国 (青岛) 春季国际美容产业博览会	2016.3.30	3	山东	青岛	青岛国际会展中心	25000
906	2016 第十四届中国 (济南) 国际茶产业博览会	2016.5.27	4	山东	济南	济南国际会展中心	25000
907	2016 齐鲁秋季房地产展示交易会	2016.9.16	3	山东	济南	济南舜耕国际会展中心	24000
908	2016 中国 (烟台) 国际住宅产业博览会	2016.6.17	4	山东	烟台	烟台国际博览中心	24000
909	2016 第四届中国 (山东) 国际消防安全技术与应急救援装备博览会	2016.6.17	3	山东	济南	济南国际会展中心	23600
910	2016 中国青岛国际工艺品艺术品收藏品古典家具博览会	2016.3.25	4	山东	青岛	青岛国际会展中心	22100
911	2016 山东省第九届城乡环境卫生新技术、新设备、新工艺展览会	2016.5.16	3	山东	临沂	临沂国际会展中心	22000
912	2016 青岛世界进口商品展暨采购大会	2016.6.30	4	山东	青岛	青岛国际会展中心	22000
913	2016 青岛中国华夏家博会	2016.11.4	3	山东	青岛	青岛国际会展中心	20000
914	2016 第十一届中国 (青岛) 国际 LED 暨照明展览会	2016.7.28	3	山东	青岛	青岛国际会展中心	20000
915	2016 中国 (山东) 农业科技博览会	2016.2.27	2	山东	济南	济南国际会展中心	20000
916	2016 第十一届中国临沂机床及工模具博览会	2016.5.28	3	山东	临沂	临沂鲁信国际会展中心	20000
917	2016 第十四届青岛国际金属加工技术设备展览会	2016.3.18	3	山东	青岛	青岛国际会展中心	20000
918	2016 第八届中国 (烟台) 国际艺博会	2016.3.18	4	山东	烟台	烟台国际博览中心	20000
919	2016 第十届中国 (潍坊) 国际工艺品博览会	2016.4.3	5	山东	潍坊	潍坊富华国际展览中心	20000
920	2016 第九届中国 . 威海春季渔具及配件博览会	2016.3.25	3	山东	威海	威海国际展览中心	20000
921	2016 第十三届东营 (春季) 汽车博览会	2016.4.21	4	山东	东营	山东东营黄河国际会展中心	20000
922	2016 第九届潍坊国际风筝会	2016.4.16	6	山东	潍坊	潍坊鲁台会展中心	20000
923	2016 第四届山东国际乐器业展览会	2016.4.7	4	山东	济南	山东机械设备展览中心	20000
924	2016 中国潍坊 (金宝) 新能源汽车博览会	2016.5.1	3	山东	潍坊	潍坊金宝国际会展中心	20000
925	2016 山东国际珠宝首饰博览会	2016.5.20	4	山东	济南	济南舜耕国际会展中心	20000
926	2016 第十三届山东国际红木古典家具及收藏品博览会	2016.5.13	4	山东	济南	济南舜耕国际会展中心	20000
927	2016 第十一届中国东部工业装备博览会	2016.5.28	3	山东	临沂	临沂国际会展中心	20000
928	2016 第五届中国 (济南) 韩国商品博览会	2016.7.1	3	山东	济南	济南国际会展中心	20000
929	2016 第 18 届中国 (青岛) 国际面料、辅料及纱线展览会	2016.6.30	3	山东	青岛	青岛国际会展中心	20000
930	2016 第十四届中国 (临沂) 汽车用品交易会	2016.9.9	3	山东	临沂	临沂国际会展中心	20000
931	2016 第十七届国际果蔬食品博览会	2016.10.15	4	山东	烟台	烟台国际博览中心	20000
932	2016 第九届中国 (济南) 国际制药机械及包装设备材料展览会	2016.3.26	3	山东	济南	济南国际会展中心	20000
933	2016 第 2 届中国 (济南) 国际汽车配件展览会	2016.6.22	3	山东	济南	济南国际会展中心	20000
934	2016 中国 (青岛) 国际佛事文化用品展览会	2016.7.28	4	山东	青岛	青岛国际会展中心	20000
935	2016 第九届威海国际渔具博览会	2016.10.15	3	山东	威海	威海国际展览中心	20000
936	2016 山东 (潍坊) 糖酒食品博览会	2016.5.6	3	山东	潍坊	潍坊鲁台会展中心	20000
937	2016 第 8 届山东烟台国际春季茶博会	2016.5.20	4	山东	烟台	烟台国际博览中心	20000
938	2016 山东临沂江北童车童床及玩具博览会	2016.4.26	3	山东	临沂	临沂国际会展中心	20000
939	2016 第 26 届济南工艺收藏品及古典家具展览会	2016.5.20	4	山东	济南	济南舜耕国际会展中心	20000
940	2016 第 27 届济南工艺收藏品及古典家具展览会	2016.8.5	4	山东	济南	济南舜耕国际会展中心	20000
941	2016 第 28 届济南工艺收藏品及古典家具展览会	2016.11.25	4	山东	济南	济南舜耕国际会展中心	20000
942	2016 第十一届中国 (济南) 电视家居节	2016.6.4	4	山东	济南	济南国际会展中心	20000
943	2016 第十二届中国 (济南) 电视家居节	2016.9.23	4	山东	济南	济南国际会展中心	20000
944	2016 中国 (济南) 国际环保产业博览会	2016.9.6	3	山东	济南	济南国际会展中心	20000
945	2016 中国 (济南) 秋季渔具及户外用品展览会	2016.9.9	3	山东	济南	山东机械设备展览中心	20000
946	2016 中国华夏家博会 (济南)	2016.9.15	3	山东	济南	济南国际会展中心	20000
947	2016 中日韩产业博览会	2016.9.23	3	山东	潍坊	潍坊鲁台会展中心	20000
948	2016 中国 (济南) 国际生活用纸及妇婴童、老年护理用品展览会	2016.9.28	3	山东	济南	济南国际会展中心	20000
949	2016 第十七届中国工艺美术大师作品暨手工艺艺术博览会	2016.10.27	5	山东	青岛	青岛国际会展中心	20000
950	2016 第三十一届中国山东畜牧业博览会	2016.10.24	2	山东	济南	济南国际会展中心	20000
951	2016 第十一届中国北方 (济南) 茶博会暨紫砂艺术节	2016.8.25	4	山东	济南	济南舜耕国际会展中心	20000
952	2016 中国 (青岛) 国际孕婴童用品展览会	2016.11.8	3	山东	青岛	青岛国际会展中心	20000

附录一：2016年中国内地2万平方米以上商贸展会一览表

序号	展会名称	开幕日	展期	省份	城市	举办地	面积
953	2016 中国(济南)国际肥料新技术与应用博览会	2016.11.23	3	山东	济南	济南国际会展中心	20000
954	2016 第 23 届济南国际珠宝玉石首饰展览会	2016.5.20	4	山东	济南	济南舜耕国际会展中心	20000
955	2016 第三届中国(山东)国际宠物水族用品展览会	2016.5.6	4	山东	济南	济南国际会展中心	20000
956	2016 青岛秋季渔具展	2016.9.26	3	山东	即墨	青岛国际博览中心	20000
957	2016 太原第十届 top 国际汽车展览会	2016.10.27	5	山西	太原	中国(太原)煤炭交易中心	66500
958	2016 中国·太原国际汽车展览会	2016.5.14	5	山西	太原	中国(太原)煤炭交易中心	50000
959	2016 第六届山西(太原)国际新能源汽车电动车展览会	2016.9.21	3	山西	太原	山西省展览馆	50000
960	2016 第六届中国(太原)国际汽车展览会	2016.8.18	4	山西	太原	中国(太原)煤炭交易中心	40000
961	第十五届(2016)太原煤炭工业技术装备展览会	2016.4.22	3	山西	太原	山西省展览馆	36000
962	2016 中国(山西)特色农产品交易博览会	2016.10.23	5	山西	太原	中国(太原)煤炭交易中心	35600
963	2016 第三届中国(太原)国际茶产业博览会	2016.7.15	4	山西	太原	中国(太原)煤炭交易中心	30000
964	2016 中国(山西)国际净气、净水展览会	2016.8.15	3	山西	太原	中国(太原)煤炭交易中心	30000
965	2016 第二届中国(山西)酒店用品采购订货会	2016.4.16	3	山西	太原	山西省展览馆	20000
966	2016 山西广告及 LED 照明展	2016.3.18	3	山西	太原	中国(太原)煤炭交易中心	20000
967	2016 中国(太原)佛教文化博览会	2016.7.8	4	山西	太原	中国(太原)煤炭交易中心	20000
968	2016 中国(太原)国际煤炭工业博览会	2016.9.26	4	山西	太原	山西省展览馆	20000
969	第六届山西省节能减排、低碳发展博览会	2016.10.26	3	山西	太原	山西省展览馆	20000
970	第二十届中国东西部合作与投资贸易洽谈会暨丝绸之路国际博览会	2016.5.13	5	陕西	西安	西安曲江国际会展中心	300000
971	第二十届中国东西部合作与投资贸易洽谈会暨丝绸之路国际博览会	2016.5.13	5	陕西	西安	西安绿地笔克国际会展中心	300000
972	2016 第七届中国西安汽车工业展览会	2016.7.6	6	陕西	西安	西安曲江国际会展中心	100000
973	2016 第 22 届中国西部国际装备制造制造业博览会	2016.3.17	3	陕西	西安	西安曲江国际会展中心	80000
974	2016 西安五一汽车博览会	2016.4.29	7	陕西	西安	西安曲江国际会展中心	80000
975	2016 中国西部国际环卫装备与清洁设备展览会	2016.3.17	4	陕西	西安	西安曲江国际会展中心	80000
976	2016 第十五届西安国际家具博览会	2016.10.21	4	陕西	西安	西安曲江国际会展中心	60000
977	2016 年第 80 届全国汽车配件交易会	2016.10.28	3	陕西	西安	西安曲江国际会展中心	60000
978	2016 第八届中国西部文化产业博览会	2016.9.9	4	陕西	西安	西安曲江国际会展中心	55000
979	2016 第十七届西安国际酒店设备及用品展览会	2016.5.26	3	陕西	西安	西安曲江国际会展中心	50000
980	2016 西安春季住博会	2016.3.23	4	陕西	西安	西安曲江国际会展中心	50000
981	2016 中国西部五省农业科技博览会(秋季西安展)	2016.11.3	2	陕西	西安	西安曲江国际会展中心	50000
982	2016 中国(西安)国际社会公共安全产品暨警察反恐技术装备博览会	2016.4.8	3	陕西	西安	西安曲江国际会展中心	40000
983	2016 第十一届中国西安国际高新技术成果交易会	2016.8.12	3	陕西	西安	西安曲江国际会展中心	40000
984	2016 第四届中国(西安)西部国际茶产业博览会	2016.10.21	4	陕西	西安	西安曲江国际会展中心	40000
985	2016 第八届中国(西安)糖酒食品交易会	2016.11.12	4	陕西	西安	西安曲江国际会展中心	32400
986	2016 第十三届中国欧亚国际军民结合暨新兴产业博览会	2016.8.26	3	陕西	西安	西安曲江国际会展中心	30000
987	2016 第十二届中国(西安)国际建筑节能及新型建材博览会	2016.4.22	3	陕西	西安	西安曲江国际会展中心	30000
988	2016 第五届中国国际航空航天新材料、新工艺展览会	2016.3.17	4	陕西	西安	西安曲江国际会展中心	30000
989	2016 第二届中国(西安)国际新能源汽车电动车展览会	2016.6.12	3	陕西	西安	西安曲江国际会展中心	30000
990	2016 第七届中国西部采暖及电热技术与设备展览会	2016.8.12	3	陕西	西安	西安曲江国际会展中心	30000
991	2016 第 3 届中国(西安)国际建筑装饰展览会	2016.8.19	3	陕西	西安	西安曲江国际会展中心	30000
992	2016 中国西北(西安)电动车/三轮车及新能源汽车展览会	2016.9.2	3	陕西	西安	西安曲江国际会展中心	30000
993	2016 第二届中国(西安)环保产业博览会	2016.11.18	3	陕西	西安	西安曲江国际会展中心	30000
994	2016 中国(西安)国际石油石化及天然气技术装备展览会	2016.12.7	3	陕西	西安	西安曲江国际会展中心	30000
995	2016 第二届中国(西安)儿童产业博览会	2016.12.31	4	陕西	西安	西安绿地笔克国际会展中心	30000
996	2016 第三届中国西安佛教文化博览会	2016.5.27	4	陕西	西安	西安曲江国际会展中心	28000
997	2016 中国西部国际太阳能光伏及半导体照明产业博览会	2016.3.24	3	陕西	西安	西安曲江国际会展中心	27000
998	2016 第四届中国(西安)国际机器人嘉年华暨陕西省科技创新文化节	2016.5.20	3	陕西	西安	西安曲江国际会展中心	25000
999	2016 第三届中国西安丝绸之路国际旅游博览会	2016.8.26	3	陕西	西安	西安曲江国际会展中心	25000
1000	2016 中国(西安)国际空气净化、净水展览会	2016.10.13	3	陕西	西安	西安绿地笔克国际会展中心	25000
1001	2016 第 15 届西部国际煤炭及新能源产业博览会	2016.3.24	3	陕西	西安	西安曲江国际会展中心	24000
1002	2016 第十一届西部汽车用品博览会	2016.3.30	4	陕西	西安	西安曲江国际会展中心	22000
1003	2016 第八届中国西安国际食品博览会	2016.4.15	4	陕西	西安	西安曲江国际会展中心	20000
1004	2016 丝绸之路经济带·西安国际广告产业博览会	2016.3.26	3	陕西	西安	西安曲江国际会展中心	20000



序号	展会名称	开幕日	展期	省份	城市	举办地	面积
1005	2016 中国·西安第十四届结婚产业博览会	2016.3.8	3	陕西	西安	西安曲江国际会展中心	20000
1006	2016 第 19 届中国(西安)国际供热采暖与建筑环境技术设备展览会	2016.4.22	3	陕西	西安	西安曲江国际会展中心	20000
1007	2016 第五届中国西部跨国采购洽谈会	2016.9.22	3	陕西	西安	西安曲江国际会展中心	20000
1008	2016 第十届中国(西安)国际茶业博览会	2016.6.10	4	陕西	西安	西安曲江国际会展中心	20000
1009	2016 第 7 届中国(西安)国际珠宝玉石首饰博览会	2016.6.2	5	陕西	西安	西安曲江国际会展中心	20000
1010	2016 中国(西安)生活用纸及纸制卫生用品展览会暨造纸中国生活用纸网第七届生活用纸展览会	2016.6.16	3	陕西	西安	西安曲江国际会展中心	20000
1011	2016 西安(夏季)婚博会	2016.7.16	2	陕西	西安	西安曲江国际会展中心	20000
1012	2016 中国西部国际节能环保锅炉与辅机新技术新设备展览会	2016.3.17	4	陕西	西安	西安曲江国际会展中心	20000
1013	2016 中国(西安)丝绸之路物流交通博览会	2016.9.23	3	陕西	西安	西安绿地笔克国际会展中心	20000
1014	2016 第五届中国(西安)老龄产业暨中医药健康养生博览会	2016.9.9	3	陕西	西安	西安绿地笔克国际会展中心	20000
1015	2016 第三届中国西安电子商务博览会	2016.9.18	3	陕西	西安	西安曲江国际会展中心	20000
1016	2016 第八届中国(西安)礼品工艺品及家庭生活用品展览会	2016.11.12	4	陕西	西安	西安曲江国际会展中心	20000
1017	2016 中国(西安)电动车三轮车及新能源汽车展览会	2016.11.12	2	陕西	西安	西安绿地笔克国际会展中心	20000
1018	2016 第 38 届中国(上海)国际家具博览会	2016.9.7	4	上海	上海	国家会展中心(上海)	400000
1019	2016 上海国际汽车零部件、维修检测诊断及服务用品展览会	2016.11.30	4	上海	上海	国家会展中心(上海)	312000
1020	2016 中国国际工程机械、建材机械、工程车辆及设备博览会	2016.11.22	4	上海	上海	上海新国际博览中心	300000
1021	2016 中国国际汽车商品交易会	2016.9.25	3	上海	上海	国家会展中心(上海)	250000
1022	2016 第十八届中国国际工业博览会	2016.11.1	5	上海	上海	国家会展中心(上海)	230000
1023	2016 第二十四届上海国际广告技术设备展览会	2016.3.9	4	上海	上海	国家会展中心(上海)	213272
1024	2016 第十八届亚洲食品配料、健康天然原料中国展	2016.6.21	3	上海	上海	上海新国际博览中心	200000
1025	2016 第二十二届中国国际家具展览会	2016.9.8	4	上海	上海	上海新国际博览中心	200000
1026	2016 第二十五届上海国际酒店用品博览会	2016.3.29	4	上海	上海	上海新国际博览中心	200000
1027	2016 中国国际纺织面料及辅料(秋冬)博览会	2016.10.11	3	上海	上海	国家会展中心(上海)	200000
1028	2016 第三十届中国国际塑料橡胶工业展览会	2016.4.25	4	上海	上海	上海新国际博览中心	200000
1029	2016 第 16 届中国孕婴童展、童装展	2016.7.20	3	上海	上海	国家会展中心(上海)	195500
1030	2016 第十九届中国国际焙烤展览会	2016.5.11	4	上海	上海	上海新国际博览中心	165000
1031	2016 第二十九届中国国际五金博览会	2016.3.30	3	上海	上海	国家会展中心(上海)	160000
1032	SNEC2016 第十届国际太阳能产业及光伏工程(上海)展览会暨论坛	2016.5.24	3	上海	上海	上海新国际博览中心	160000
1033	2016 第 22 届中国国际医疗器械设计与制造技术(春季)展览会	2016.4.17	4	上海	上海	国家会展中心(上海)	160000
1034	2016 中国国际家用纺织品及辅料(春夏)博览会	2016.3.16	3	上海	上海	国家会展中心(上海)	160000
1035	2016 中国国际家用纺织品及辅料(秋冬)博览会	2016.8.24	4	上海	上海	国家会展中心(上海)	160000
1036	2016 第二十二届中国(上海)墙纸、布艺、地毯及家居软装装饰展览会	2016.8.17	3	上海	上海	上海新国际博览中心	150000
1037	2016 国际绿色建筑建材(上海)博览会	2016.7.5	3	上海	上海	上海新国际博览中心	150000
1038	2016 第十五届中国国际玩具及教育设备展览会	2016.10.19	3	上海	上海	上海新国际博览中心	150000
1039	2016 上海国际品牌授权展览会	2016.10.19	3	上海	上海	上海新国际博览中心	150000
1040	2016 亚洲生鲜配送展	2016.6.14	3	上海	上海	上海新国际博览中心	140000
1041	2016 第 26 届中国国际自行车展览会	2016.5.6	4	上海	上海	国家会展中心(上海)	140000
1042	2016 第十六届世界制药原料中国展	2016.6.21	3	上海	上海	上海新国际博览中心	140000
1043	2016 第十八届中国国际地面材料及铺装技术展览会	2016.3.22	3	上海	上海	上海新国际博览中心	138000
1044	2016 中国国际纺织机械展览会暨 ITMA 亚洲展览会	2016.10.21	5	上海	上海	国家会展中心(上海)	138000
1045	2016 中国国际电梯展览会	2016.5.10	4	上海	上海	国家会展中心(上海)	135000
1046	2016 中国国际服装服饰博览会(春季)	2016.3.16	3	上海	上海	国家会展中心(上海)	132969
1047	2016 第十七届中国国际食品和饮料展览会	2016.5.5	3	上海	上海	上海新国际博览中心	126500
1048	2016 浦东国际汽车展览会	2016.9.29	6	上海	上海	上海新国际博览中心	120000
1049	2016 第十六届中国国际五金展	2016.10.21	3	上海	上海	国家会展中心(上海)	120000
1050	2016 第九届中国数控机床展览会	2016.4.11	5	上海	上海	上海新国际博览中心	120000
1051	2016 中国国际厨房、卫浴设施展览会(第二十一届)	2016.6.1	4	上海	上海	上海新国际博览中心	118488
1052	2016 第十四届中国国际数码互动娱乐展览会	2016.7.28	4	上海	上海	上海新国际博览中心	115000
1053	2016 第 110 届中国日用百货商品交易会	2016.8.4	3	上海	上海	上海新国际博览中心	115000
1054	第 75 届中国国际医疗器械(春季)博览会	2016.4.17	4	上海	上海	国家会展中心(上海)	110000
1055	2016 第二十届中国食品添加剂和配料展览会	2016.3.23	3	上海	上海	国家会展中心(上海)	106763
1056	2016 第 29 届中国上海国际婚纱摄影器材展览会	2016.2.23	4	上海	上海	上海新国际博览中心	103500

附录一：2016年中国内地2万平方米以上商贸展会一览表

序号	展会名称	开幕日	展期	省份	城市	举办地	面积
1057	2016 中国 (上海) 国际乐器展览会	2016.10.26	4	上海	上海	上海新国际博览中心	103500
1058	2016 中国国际纺织面料及辅料 (春夏) 博览会	2016.3.16	3	上海	上海	国家会展中心 (上海)	100000
1059	2016 第十二届上海国际 LED 暨 LED 照明展	2016.9.19	4	上海	上海	上海新国际博览中心	100000
1060	2016CME 中国机床展	2016.3.1	4	上海	上海	国家会展中心 (上海)	100000
1061	2016 第九届 AQUATECH CHINA 上海国际水展	2016.6.15	3	上海	上海	国家会展中心 (上海)	100000
1062	2016 中国国际服装服饰博览会 (秋季)	2016.10.11	3	上海	上海	国家会展中心 (上海)	100000
1063	2016 第 27 届中国国际玻璃工业技术展览会	2016.4.11	4	上海	上海	上海新国际博览中心	100000
1064	2016 第十八届上海国际机床机器人及智能工厂展览会	2016.9.25	4	上海	上海	国家会展中心 (上海)	100000
1065	2016 中国国际皮革展	2016.8.31	3	上海	上海	上海新国际博览中心	92000
1066	2016 亚洲国际动力传动与控制技术展览会	2016.11.1	4	上海	上海	上海新国际博览中心	90000
1067	2016 中国国际汽车产业博览会	2016.12.8	3	上海	上海	上海新国际博览中心	90000
1068	2016 中国上海孕婴童健康产业博览会	2016.3.1	3	上海	上海	上海新国际博览中心	90000
1069	2016 第十届中国国际节能与新能源汽车产业博览会暨 2016 中国 (上海) 国际客车技术展览会	2016.12.8	3	上海	上海	上海新国际博览中心	90000
1070	2016 年第七届中国国际管材展览会	2016.9.26	4	上海	上海	上海新国际博览中心	90000
1071	2016 年第七届中国国际线缆及线材技术展览会	2016.9.26	4	上海	上海	上海新国际博览中心	90000
1072	2016 上海国际食品饮料及餐饮设备展览会	2016.11.7	3	上海	上海	上海新国际博览中心	85000
1073	2016 中国家电及消费电子博览会	2016.3.9	4	上海	上海	上海新国际博览中心	80500
1074	2016 第十六届中国国际模具技术和设备展览会	2016.6.28	4	上海	上海	上海新国际博览中心	80000
1075	2016 第二十一届中国国际建筑贸易博览会	2016.3.23	4	上海	上海	国家会展中心 (上海)	80000
1076	2016 年第六届中国国际全印展	2016.10.18	5	上海	上海	上海新国际博览中心	80000
1077	2016 中国 (上海) 国际铸造、铸件展览会	2016.12.8	3	上海	上海	上海新国际博览中心	80000
1078	2016 第 17 届中国环境保护博览会	2016.5.5	3	上海	上海	上海新国际博览中心	72000
1079	2016 第十六届中国 (上海) 国际眼镜业展览会	2016.2.24	3	上海	上海	上海世博展览馆	70000
1080	2016 冬季中国婚博会 (上海)	2016.12.10	2	上海	上海	上海世博展览馆	70000
1081	2016 慕尼黑上海电子展	2016.3.15	3	上海	上海	上海新国际博览中心	62000
1082	2016 第十六届金蜘蛛 (上海) 紧固件交易会	2016.9.26	4	上海	上海	上海新国际博览中心	60004
1083	2016 中国 (上海) 春季婚博会	2016.3.12	2	上海	上海	上海世博展览馆	60000
1084	2016 年第 79 届全国汽车配件交易会	2016.5.13	3	上海	上海	上海世博展览馆	60000
1085	2016 第二十二届中国国际电源展览会	2016.11.1	5	上海	上海	国家会展中心 (上海)	60000
1086	2016 年第十二届中国 (上海) 国际热处理展览会	2016.10.10	3	上海	上海	上海新国际博览中心	60000
1087	2016 第十一届深圳国际高性能薄膜制造技术展览会	2016.4.26	3	上海	上海	上海世博展览馆	60000
1088	2016 第二十二届中国国际家具生产设备及原辅材料展览会	2016.9.8	4	上海	上海	上海世博展览馆	59000
1089	2016 秋季中国婚博会 (上海)	2016.8.27	2	上海	上海	上海世博展览馆	59000
1090	2016 夏季中国婚博会 (上海)	2016.6.18	2	上海	上海	上海世博展览馆	59000
1091	2016 第十四届上海国际广告标识展	2016.9.19	4	上海	上海	上海新国际博览中心	57500
1092	2016 第十七届中国国际农用化学品及植保展览会	2016.3.9	3	上海	上海	上海新国际博览中心	57500
1093	2016 第二十九届中国上海国际半导体设备、材料、制造和服务展览暨研讨会	2016.3.15	3	上海	上海	上海新国际博览中心	57500
1094	2016 上海国际汽车制造技术与装备及材料展览会	2016.8.24	3	上海	上海	上海新国际博览中心	57500
1095	2016 第十二届亚洲门窗及遮阳技术博览会	2016.3.22	3	上海	上海	上海新国际博览中心	57500
1096	2016 中国国际婴童用品展览会	2016.10.19	3	上海	上海	上海新国际博览中心	57500
1097	2016 第二十二届上海国际加工包装展览会	2016.7.13	3	上海	上海	上海新国际博览中心	56000
1098	2016 中国国际轴承及其专用装备展览会	2016.9.20	4	上海	上海	上海世博展览馆	53000
1099	2016 上海国际休闲展	2016.4.7	4	上海	上海	上海世博展览馆	52000
1100	2016 第九十二届中国劳动防护用品交易会	2016.4.17	3	上海	上海	上海新国际博览中心	50000
1101	2016 上海国际物流技术与装备展览会	2016.4.21	3	上海	上海	上海世博展览馆	50000
1102	2016 第十六届上海国际包装和食品加工技术展	2016.5.5	3	上海	上海	上海新国际博览中心	50000
1103	2016 第十九届亚洲宠物展览会	2016.8.18	4	上海	上海	上海世博展览馆	50000
1104	2016 第 88 届中国电子展	2016.11.8	3	上海	上海	上海新国际博览中心	50000
1105	2016 上海国际糖酒商品交易会	2016.12.15	3	上海	上海	上海新国际博览中心	50000
1106	2016 上海国际汽车零部件及相关服务展览会暨上海国际汽车新能源及智能技术展览会	2016.6.28	3	上海	上海	上海新国际博览中心	50000



序号	展会名称	开幕日	展期	省份	城市	举办地	面积
1107	2016 中国国际旅游交易会	2016.11.11	3	上海	上海	上海新国际博览中心	50000
1108	2016 第十二届中国国际动漫游戏博览会	2016.7.7	5	上海	上海	上海世博展览馆	48000
1109	2016 上海国际啤酒、饮料制造技术及设备展览会	2016.6.14	3	上海	上海	上海新国际博览中心	47000
1110	2016 慕尼黑上海光博会	2016.3.15	3	上海	上海	上海新国际博览中心	46000
1111	2016 第二十四届中国国际建筑装饰展览会	2016.3.29	4	上海	上海	上海新国际博览中心	45000
1112	2016 第十二届上海国际金属工业展览会	2016.10.1	3	上海	上海	上海新国际博览中心	45000
1113	2016 上海国际地坪维护保养展览会	2016.3.29	3	上海	上海	上海世博展览馆	45000
1114	2016 第十一届上海国际石油石化天然气技术装备展览会	2016.11.15	3	上海	上海	上海跨国采购中心	45000
1115	2016 第七届中国国际物流、交通运输及远程信息处理博览会 (亚洲物流双年展)	2016.6.14	3	上海	上海	上海新国际博览中心	44000
1116	2016 上海国际珠宝首饰展览会	2016.5.5	5	上海	上海	上海世博展览馆	42000
1117	2016 第六届中国(上海)国际客车技术展览会	2016.6.9	3	上海	上海	上海新国际博览中心	42000
1118	2016 上海紧固件专业展暨第七届上海汽车紧固件、冲压件、车床件展	2016.6.23	3	上海	上海	上海世博展览馆	42000
1119	2016 第二届中国国际口腔器材展览会暨学术研讨会	2016.10.26	4	上海	上海	上海世博展览馆	42000
1120	2016 第十六届中国国际染料工业及有机颜料、纺织化学品展览会	2016.4.13	3	上海	上海	上海世博展览馆	40000
1121	2016 第八届中国(上海)国际进出口轴承及轴承装备展览会	2016.5.16	3	上海	上海	上海光大会展中心	40000
1122	2016 第九届中国(上海)矿山、起重运输机械展览会	2016.5.31	3	上海	上海	上海世博展览馆	40000
1123	2016 第十届中国(上海)国际有色金属展(CINME 2016)	2016.10.10	3	上海	上海	上海新国际博览中心	40000
1124	2016 亚洲国际物流技术与运输系统展览会	2016.11.1	4	上海	上海	上海新国际博览中心	40000
1125	世博威 - 第二十届中国国际营养健康产业博览会	2016.8.17	3	上海	上海	上海新国际博览中心	40000
1126	2016cippe 第八届中国(上海)国际石油化工技术装备展览会	2016.8.23	3	上海	上海	上海新国际博览中心	38000
1127	2016 第十七届中国清洁博览会(上海展)	2016.3.29	3	上海	上海	上海世博展览馆	38000
1128	2016 上海国际专业灯光音响展览会	2016.10.26	4	上海	上海	上海新国际博览中心	38000
1129	2016 第 16 届中国国际电力电工设备暨智能电网展览会	2016.5.24	3	上海	上海	上海新国际博览中心	36000
1130	2016 第 76 届中国国际医药原料药, 中间体, 包装, 设备交易会	2016.4.18	3	上海	上海	国家会展中心(上海)	36000
1131	2016 世界移动大会 - 上海	2016.6.29	3	上海	上海	上海新国际博览中心	35000
1132	2016 第八届中国(上海)国际锂电工业展览会	2016.8.23	3	上海	上海	上海新国际博览中心	35000
1133	2016 中国国际铝工业展览会	2016.7.12	3	上海	上海	上海新国际博览中心	35000
1134	2016 第二十二届中国国际复合材料工业技术展览会	2016.8.31	3	上海	上海	上海世博展览馆	35000
1135	2016 中国(上海)国际健身、康体休闲展览会	2016.3.6	3	上海	上海	上海世博展览馆	35000
1136	2016 中国(上海)国际技术进出口交易会	2016.4.21	3	上海	上海	上海世博展览馆	35000
1137	2016 中国(上海)国际茶业博览会	2016.5.19	4	上海	上海	上海世博展览馆	35000
1138	2016 中国(国际)调味品及食品配料博览会	2016.11.30	3	上海	上海	上海世博展览馆	35000
1139	2016 年中国国际产业用纺织品及非织造布展览会	2016.10.12	3	上海	上海	上海新国际博览中心	35000
1140	2016 上海亚洲(夏季)运动用品与时尚展	2016.7.6	3	上海	上海	上海新国际博览中心	34500
1141	2016 第二十五届中国国际电子电路展览会	2016.3.15	3	上海	上海	上海新国际博览中心	34500
1142	2016 第八届上海国际减灾应急与安全博览会/中国(上海)国际智慧城市 建设与发展博览会/上海国际校园安全与智慧教育装备博览会	2016.11.1	3	上海	上海	上海新国际博览中心	34500
1143	第十六届中国国际橡胶技术展览会暨 2016 中国国际橡胶材料展览会	2016.12.1	3	上海	上海	上海新国际博览中心	34500
1144	2016 第 110 届中国文化用品商品交易会暨中国国际制笔文具博览会	2016.6.14	3	上海	上海	上海新国际博览中心	34000
1145	2016 第十六届全国农药交流会暨农化产品展览会	2016.10.16	3	上海	上海	上海世博展览馆	33500
1146	2016 第四届聚汇·孕婴童用品博览会	2016.8.4	3	上海	上海	上海新国际博览中心	32000
1147	中华口腔医学会第 18 次全国口腔医学学术会议 2016 上海国际口腔设备器材博览会	2016.9.25	4	上海	上海	国家会展中心(上海)	30000
1148	2016 中国(上海)热泵热水、采暖、特种应用及配套设备展览会	2016.3.16	3	上海	上海	上海光大会展中心	30000
1149	2016 第十六届上海公共安全产品国际博览会	2016.5.18	3	上海	上海	上海世博展览馆	30000
1150	2016 第十三届(上海)国际皮革、合成革展览会	2016.5.27	3	上海	上海	上海世贸商城	30000
1151	2016 第五届 FLOWEX CHINA 上海国际泵阀展	2016.6.15	3	上海	上海	国家会展中心(上海)	30000
1152	2016 上海空气展	2016.6.15	3	上海	上海	国家会展中心(上海)	30000
1153	2016 上海国际广告四新展览会	2016.7.5	3	上海	上海	上海新国际博览中心	30000
1154	2016 中国(上海)国际汽车升级及配套产品展览会 暨 2016 中国(上海)改装车展	2016.9.9	3	上海	上海	上海汽车会展中心	30000
1155	2016 第六届中国上海香博会	2016.9.22	4	上海	上海	上海展览中心	30000
1156	2016 中国茶业交易会	2016.9.24	4	上海	上海	国家会展中心(上海)	30000

附录一：2016年中国内地2万平方米以上商贸展会一览表

序号	展会名称	开幕日	展期	省份	城市	举办地	面积
1157	2016第12届上海国际汽车(定制)改装博览会	2016.10.21	3	上海	上海	上海世博展览馆	30000
1158	SFEC2016第十一届上海高端进口食品与饮料展览会	2016.3.25	3	上海	上海	上海光大会展中心	30000
1159	2016中国国际厨房博览会	2016.10.21	3	上海	上海	国家会展中心(上海)	30000
1160	2016上海理财博览会	2016.12.2	3	上海	上海	上海展览中心	30000
1161	2016第十六届全国农产品(上海)交易博览会	2016.12.8	5	上海	上海	上海光大会展中心	30000
1162	2016第四届上海国际切削工具及装备展览会	2016.10.11	3	上海	上海	上海世博展览馆	30000
1163	2016中国国际城市新能源车辆运营发展论坛与展览会	2016.6.14	3	上海	上海	上海新国际博览中心	30000
1164	2016第八届中国(上海)国际流体机械展览会	2016.11.10	3	上海	上海	上海世博展览馆	30000
1165	2016中国焙烤设备及原辅料秋季展览会	2016.10.26	3	上海	上海	上海新国际博览中心	30000
1166	2016年第二届中国餐饮外卖产业博览会	2016.10.26	3	上海	上海	上海展览中心	30000
1167	2016年中国国际纺织纱线(秋冬)展览会	2016.10.11	3	上海	上海	国家会展中心(上海)	30000
1168	2016上海国际磨具磨削技术加工展览会	2016.10.11	3	上海	上海	上海世博展览馆	30000
1169	2016第八届中国(上海)国际酒店设备及用品采购交易会	2016.11.10	3	上海	上海	国家会展中心(上海)	30000
1170	2016年第四届中国国际无人机产业展览会	2016.11.1	5	上海	上海	国家会展中心(上海)	30000
1171	2016第八届上海国际进出口食品及饮料展览会	2016.12.14	3	上海	上海	上海新国际博览中心	30000
1172	2016第十四届中国国际屋面和建筑防水技术展览会	2016.7.14	3	上海	上海	上海世博展览馆	30000
1173	SFEC2016第12届上海高端进口食品与饮料展览会	2016.12.4	3	上海	上海	上海光大会展中心	30000
1174	2016第十四届中国国际轮胎博览会	2016.9.26	3	上海	上海	上海世博展览馆	28000
1175	2016上海国际包装制品与材料展览会	2016.9.26	3	上海	上海	上海光大会展中心	28000
1176	2016第二十四届上海国际印刷包装纸业展览会	2016.3.9	4	上海	上海	国家会展中心(上海)	27010
1177	2016第十一届中国(上海)国际LED照明产业技术展览会暨高峰论坛	2016.3.9	4	上海	上海	国家会展中心(上海)	27000
1178	2016针织博览会暨时尚第一汇(秋季)	2016.10.11	3	上海	上海	国家会展中心(上海)	26867
1179	2016第二十届中国烘焙展览会(上海)	2016.11.7	3	上海	上海	上海新国际博览中心	26477
1180	2016中国国际机器人展览会	2016.7.6	4	上海	上海	国家会展中心(上海)	26000
1181	2016第十一届上海国际渔业博览会	2016.8.25	3	上海	上海	上海新国际博览中心	25600
1182	2016第十一届中国(上海)国际林业采购交易会	2016.3.1	3	上海	上海	上海世博展览馆	25000
1183	2016第三届上海国际牛仔服装博览会	2016.4.19	3	上海	上海	上海世博展览馆	25000
1184	2016上海国际智能产业展览会(展)	2016.3.9	3	上海	上海	上海新国际博览中心	25000
1185	2016第十三届上海国际鞋类展览会	2016.5.27	3	上海	上海	上海世贸商城	25000
1186	2016第五届上海国际宠物犬博览会	2016.3.17	4	上海	上海	上海世博展览馆	25000
1187	2016第二十六届中国国际电子生产设备暨微电子工业展	2016.4.26	3	上海	上海	上海世博展览馆	25000
1188	2016第十一届中国国际养老及康复医疗博览会	2016.6.8	3	上海	上海	上海新国际博览中心	25000
1189	2016中国(上海)国际先进陶瓷工业展览会暨会议	2016.4.27	3	上海	上海	上海光大会展中心	25000
1190	2016上海国际春季婴童博览会	2016.5.27	3	上海	上海	上海世博展览馆	25000
1191	2016第十六届中国(国际)电机博览会暨发展论坛	2016.6.14	3	上海	上海	上海新国际博览中心	25000
1192	2016中国上海国际礼品、促销品、家居用品创意展览会	2016.6.25	3	上海	上海	上海世贸商城	25000
1193	2016上海国际尚品家居及室内装饰展览会	2016.8.4	3	上海	上海	上海新国际博览中心	25000
1194	2016第十二届中国国际轨道交通技术展览会	2016.8.31	3	上海	上海	上海世博展览馆	25000
1195	2016中国国际化妆品个人及家庭护理用品原料展览会	2016.3.1	3	上海	上海	上海世博展览馆	25000
1196	2016第六届上海秋茶展	2016.11.3	4	上海	上海	上海世博展览馆	25000
1197	2016中国第十届(上海)国际户外用品及装备展览会	2016.10.31	3	上海	上海	上海光大会展中心	25000
1198	2016中国国际造纸工业展览会及会议	2016.10.11	3	上海	上海	上海世博展览馆	25000
1199	2016上海(国际)赛事文化及体育用品展览会	2016.11.10	4	上海	上海	上海世博展览馆	25000
1200	2016年第十四届中国国际半导体博览会暨高峰论坛	2016.11.8	3	上海	上海	上海新国际博览中心	25000
1201	2016上海国际服务机器人技术及应用展览会	2016.12.8	3	上海	上海	上海新国际博览中心	25000
1202	2016第二届中国(上海)国际餐饮食材暨火锅产业展览会	2016.12.15	3	上海	上海	上海新国际博览中心	25000
1203	2016第十六届中国(上海)国际休闲食品及名品特产博览会	2016.5.6	3	上海	上海	上海光大会展中心	25000
1204	2016中国(上海)国际时尚家居用品展览会	2016.9.20	3	上海	上海	上海新国际博览中心	24600
1205	2016中国国际文具及办公用品展览会	2016.9.20	3	上海	上海	上海新国际博览中心	24000
1206	2016第四届上海国际职业装博览会	2016.4.19	3	上海	上海	上海世博展览馆	23150
1207	2016第七届上海国际冷冻冷藏食品博览会暨2016上海国际餐饮食材展览会	2016.8.25	3	上海	上海	上海新国际博览中心	23000
1208	2016中国(上海)第二十一届中国国际玩具展	2016.3.2	3	上海	上海	上海光大会展中心	23000



序号	展会名称	开幕日	展期	省份	城市	举办地	面积
1209	2016 第 12 届上海国际胶粘带、保护膜及光学膜展览会	2016.5.17	3	上海	上海	国家会展中心(上海)	23000
1210	2016 上海书展暨“书香中国”上海周	2016.8.17	7	上海	上海	上海展览中心	23000
1211	2016 国际特许加盟(上海)展览会	2016.9.1	3	上海	上海	上海新国际博览中心	23000
1212	2016 第八届上海国际数字标牌及视听集成技术展览会	2016.9.16	3	上海	上海	上海新国际博览中心	23000
1213	2016 上海国际幼教用品及装备展览会	2016.3.10	3	上海	上海	上海新国际博览中心	23000
1214	2016 第十三届上海国际工业自动化及工业机器人展览会	2016.5.16	3	上海	上海	上海光大会展中心	22000
1215	2016 中国上海国际童书展	2016.11.18	3	上海	上海	上海世博展览馆	22000
1216	2016 中国(上海)国际动力传动控制技术展览会	2016.5.16	3	上海	上海	上海光大会展中心	22000
1217	2016 第十一届亚洲光伏新技术展览会	2016.8.25	3	上海	上海	上海跨国采购中心	20000
1218	2016 富世·第十五届海外置业投资移民展	2016.3.18	4	上海	上海	上海展览中心	20000
1219	2016 第二十一届中国(上海)零售业博览会	2016.3.9	4	上海	上海	国家会展中心(上海)	20000
1220	2016(第十一届)中国国际轨道交通展览会	2016.6.14	3	上海	上海	上海新国际博览中心	20000
1221	2016 假日楼市-上海房地产春季展示会	2016.4.30	4	上海	上海	上海展览中心	20000
1222	2016 第 11 届中国(上海)国际空气净化产业博览会	2016.5.5	3	上海	上海	上海新国际博览中心	20000
1223	2016 第二十一届中国美容博览会(上海 CBE)	2016.5.18	3	上海	上海	上海新国际博览中心	20000
1224	2016 亚洲消费电子展	2016.5.11	3	上海	上海	上海新国际博览中心	20000
1225	2016 第五届中国国际航空服务产业博览会	2016.6.14	3	上海	上海	上海新国际博览中心	20000
1226	2016 第十八届中国(上海)国际医疗器械展览会	2016.7.13	3	上海	上海	上海世博展览馆	20000
1227	2016 上海国际珠宝首饰展览会-华东夏季珠宝	2016.8.17	5	上海	上海	上海新国际博览中心	20000
1228	2016 假日楼市-上海房地产(秋)季展示会	2016.10.3	4	上海	上海	上海展览中心	20000
1229	2016 歌华(第十四届)中国上海国际车用空调及冷藏技术展览会	2016.11.16	3	上海	上海	上海光大会展中心	20000
1230	全球零售自有品牌产品亚洲展·2016 上海	2016.12.7	3	上海	上海	上海新国际博览中心	20000
1231	2016(第十五届)中国国际化工展览会	2016.9.21	3	上海	上海	上海光大会展中心	20000
1232	2016 上海国际大客流疏散系统展览会暨研讨会	2016.3.30	3	上海	上海	国家会展中心(上海)	20000
1233	2016 第 13 届上海画与框艺术展览会	2016.3.5	3	上海	上海	上海跨国采购中心	20000
1234	2016 第二十届中国(上海)国际传感器与应用技术展览会	2016.9.12	3	上海	上海	上海跨国采购中心	20000
1235	2016 上海国际信息消费博览会	2016.6.29	3	上海	上海	上海新国际博览中心	20000
1236	2016 上海国际教育装备博览会	2016.6.29	3	上海	上海	上海世博展览馆	20000
1237	2016 中国国际联轴器、离合器与制动器(上海)博览会	2016.6.12	3	上海	上海	上海新国际博览中心	20000
1238	2016 BUILDDEX CHINA 上海国际建筑水展	2016.6.15	3	上海	上海	国家会展中心(上海)	20000
1239	2016 上海家装博览会暨上海装饰装修博览会	2016.10.14	3	上海	上海	上海光大会展中心	20000
1240	2016 长三角上海中小企业投融资交易会	2016.11.18	3	上海	上海	上海世博展览馆	20000
1241	2016 第四届中国“城市矿产”博览会	2016.11.13	3	上海	上海	上海新国际博览中心	20000
1242	2016 上海国际儿童玩具及儿童乐园展览会	2016.10.31	3	上海	上海	上海光大会展中心	20000
1243	2016 第十九届成都国际汽车展览会	2016.9.2	10	四川	成都	成都世纪城新国际会展中心	150000
1244	2016 第十七届成都国际家具展览会	2016.7.3	4	四川	成都	成都世纪城新国际会展中心	130000
1245	2016 第九十四届(春季)全国糖酒商品交易会	2016.3.24	3	四川	成都	成都世纪城新国际会展中心	125000
1246	2016 第十六届中国西部国际博览会	2016.11.3	12	四川	成都	成都世纪城新国际会展中心	120000
1247	2016 第十六届中国成都建筑装饰材料博览会	2016.6.12	3	四川	成都	成都世纪城新国际会展中心	80000
1248	2016 第八届中国成都供热通风、空调热泵与建筑环境技术设备展览会	2016.6.12	3	四川	成都	成都世纪城新国际会展中心	80000
1249	第九届中国成都石材产品及设备展览会	2016.6.12	3	四川	成都	成都世纪城新国际会展中心	80000
1250	2016 第四届中国(绵阳)科技城国际科技博览会	2016.9.21	4	四川	绵阳	绵阳国际会展中心	80000
1251	2016 第六届绵阳国际汽车展	2016.11.9	5	四川	绵阳	绵阳国际会展中心	70000
1252	2016 第十四届成都国际广告四新及创意设计展览会	2016.4.8	3	四川	成都	成都世纪城新国际会展中心	60000
1253	2016 中国(成都)电动车及新能源汽车展览会	2016.3.4	3	四川	成都	成都世纪城新国际会展中心	60000
1254	2016 中国(成都)木屋别墅及配套配套设施展览会	2016.6.12	3	四川	成都	成都世纪城新国际会展中心	60000
1255	2016 第十四届成都国际标识展览会	2016.4.8	3	四川	成都	成都世纪城新国际会展中心	60000
1256	2016 第三届西部门窗博览会	2016.9.18	3	四川	成都	成都世纪城新国际会展中心	60000
1257	2016 全国汽车配件交易会	2016.4.18	3	四川	成都	成都世纪城新国际会展中心	57500
1258	2016 第十七届成都国际家具生产设备及原辅材料展览会	2016.7.12	4	四川	成都	成都世纪城新国际会展中心	50000
1259	2016 第十九届西部成都医疗器械展览会	2016.8.15	3	四川	成都	成都世纪城新国际会展中心	50000
1260	2016 第五届中国四川国际茶博会	2016.5.5	4	四川	成都	成都世纪城新国际会展中心	46000

附录一：2016年中国内地2万平方米以上商贸展会一览表

序号	展会名称	开幕日	展期	省份	城市	举办地	面积
1261	2016 第四届四川农业博览会暨成都国际都市现代农业博览会	2016.12.1	4	四川	成都	成都世纪城新国际会展中心	45000
1262	2016 年第 35 届（春季）成都美博会	2016.4.26	3	四川	成都	成都世纪城新国际会展中心	40000
1263	2016 年第 36 届（秋季）成都美博会	2016.10.20	3	四川	成都	成都世纪城新国际会展中心	40000
1264	2016 第七届博物馆及相关产品与技术博览会	2016.9.14	6	四川	成都	成都世纪城新国际会展中心	35800
1265	2016 成都国际汽车配件及售后服务展览会	2016.5.19	3	四川	成都	成都世纪城新国际会展中心	35000
1266	2016 第八届中国（成都）礼品及家居用品展览会	2016.6.17	3	四川	成都	成都世纪城新国际会展中心	35000
1267	2016 数字世界博览会	2016.8.18	4	四川	成都	成都世纪城新国际会展中心	34600
1268	第 47 届成都房地产交易会（2016 春季）	2016.4.28	5	四川	成都	成都世纪城新国际会展中心	34500
1269	第 48 届成都房地产交易会（2016 秋季）	2016.10.3	5	四川	成都	成都世纪城新国际会展中心	34500
1270	2016 第六届成都国际孕婴童产品	2016.8.10	3	四川	成都	成都世纪城新国际会展中心	34000
1271	PECE2016 西安塑胶工业及包装技术展览会	2016.3.17	4	四川	成都	成都世纪城新国际会展中心	33000
1272	2016 成都国际办公设备 & 打印耗材展览会	2016.4.8	3	四川	成都	成都世纪城新国际会展中心	30000
1273	2016 第九届成都国际照明及 LED 展览会	2016.4.8	3	四川	成都	成都世纪城新国际会展中心	30000
1274	2016 第六届成都国际印刷包装展览会	2016.4.8	3	四川	成都	成都世纪城新国际会展中心	30000
1275	2016 第十六届成都国际社会公共安全产品与技术展览会	2016.5.19	3	四川	成都	成都世纪城新国际会展中心	30000
1276	2016 上海国际酒店用品博览会（成都）	2016.8.10	3	四川	成都	成都世纪城新国际会展中心	30000
1277	2016 中国（四川）国际新能源汽车/电动车及配套设施展览会	2016.6.24	3	四川	绵阳	绵阳国际会展中心	30000
1278	2016 中国（成都）智慧产业国际博览会	2016.8.3	4	四川	成都	成都世纪城新国际会展中心	30000
1279	2016 第 20 届成都家居、家装用品博览会暨直销大会	2016.10.3	5	四川	成都	成都世纪城新国际会展中心	30000
1280	2016 年秋季全国高教仪器设备展示会	2016.10.19	3	四川	成都	成都世纪城新国际会展中心	30000
1281	2016 中国（重庆）国际油气技术装备展览会	2016.10.29	4	四川	成都	成都世纪城新国际会展中心	30000
1282	2016 中国（成都）国际页岩气、石油天然气技术与装备展览会	2016.12.7	3	四川	成都	成都世纪城新国际会展中心	30000
1283	2016 中国（西部）第 15 届国际口腔设备与材料展览会	2016.4.26	4	四川	成都	成都世纪城新国际会展中心	28000
1284	2016 第四届中国（四川）国际老龄产业博览会	2016.10.14	3	四川	成都	成都世纪城新国际会展中心	25000
1285	2016 年立嘉国际机床展成都展会	2016.10.13	3	四川	成都	成都世纪城新国际会展中心	25000
1286	2016 中国（成都）国际现代工业技术博览会	2016.8.16	3	四川	成都	成都世纪城新国际会展中心	23000
1287	2016 第 98 届中国针棉织品交易会	2016.3.15	3	四川	成都	成都世纪城新国际会展中心	23000
1288	2016 第三届中国（四川）秋季国际茶业博览会	2016.10.13	4	四川	成都	成都世纪城新国际会展中心	23000
1289	2016 年中国（成都）电子展览会	2016.7.16	3	四川	成都	成都世纪城新国际会展中心	22000
1290	2016 第十八届西部成都医疗器械展览会	2016.3.10	3	四川	成都	成都世纪城新国际会展中心	22000
1291	2016 第五届成都户外车生活展览会	2016.5.6	3	四川	成都	成都世纪城新国际会展中心	22000
1292	第五届中国（成都）餐饮供应链展览会	2016.6.11	3	四川	成都	成都世纪城新国际会展中心	22000
1293	2016 成都（秋季）婚博会	2016.8.20	2	四川	成都	成都世纪城新国际会展中心	22000
1294	2016 第六届中国兽药大会	2016.9.18	2	四川	成都	成都世纪城新国际会展中心	22000
1295	2016 成都（冬季）婚博会	2016.11.26	2	四川	成都	成都世纪城新国际会展中心	22000
1296	2016 中国成都国际宠物、水族博览会	2016.4.9	3	四川	成都	成都世纪城新国际会展中心	20000
1297	2016 年中国（成都）国际户外展览会	2016.4.23	4	四川	成都	成都世纪城新国际会展中心	20000
1298	2016 成都种业博览会	2016.5.28	2	四川	成都	成都世纪城新国际会展中心	20000
1299	2016 第十四届四川国际水电产业展览会	2016.8.3	3	四川	成都	成都世纪城新国际会展中心	20000
1300	2016 第六届中国（中国）四川进口商品展览会	2016.6.19	4	四川	成都	成都世纪城新国际会展中心	20000
1301	2016 第十二届中国成都环保产业博览会	2016.4.14	3	四川	成都	成都世纪城新国际会展中心	20000
1302	2016 第十届中国成都橡塑及包装工业展览会	2016.10.13	3	四川	成都	成都世纪城新国际会展中心	20000
1303	2016 第八届中国国际天然气汽车、发动机、加气站技术、设备与应用展览会	2016.12.7	3	四川	成都	成都世纪城新国际会展中心	20000
1304	碧海（中国）2016 春季钓具产业博览会	2016.2.17	4	天津	天津	天津梅江会展中心	138000
1305	碧海（中国）2016 年夏季钓具产业博览会	2016.7.19	3	天津	天津	天津梅江会展中心	138000
1306	2016 第十六届中国北方国际自行车电动车展览会	2016.3.25	3	天津	天津	天津梅江会展中心	100000
1307	2016 中国天津国际汽车工业展览会	2016.4.28	6	天津	天津	天津梅江会展中心	100000
1308	2016 第十五届天津国际汽车贸易展览会	2016.10.1	6	天津	天津	天津梅江会展中心	100000
1309	2016 国际融资租赁产业博览会	2016.10.18	3	天津	天津	天津梅江会展中心	100000
1310	2016 第十二届中国（天津）国际装备制造业展览会	2016.3.9	4	天津	天津	天津梅江会展中心	80000
1311	2016 中国·天津投资贸易洽谈会	2016.4.15	5	天津	天津	天津梅江会展中心	60000
1312	2016 第十二届中国（天津）国际金属加工技术设备展	2016.8.11	4	天津	天津	天津梅江会展中心	60000



序号	展会名称	开幕日	展期	省份	城市	举办地	面积
1313	2016 第七届天津台湾名品博览会	2016.7.2	4	天津	天津	天津梅江会展中心	55500
1314	2016 中国旅游产业博览会	2016.9.9	4	天津	天津	天津梅江会展中心	50000
1315	2016 中国(天津)国际工程机械建材机械及零部件展览会	2016.6.5	3	天津	天津	天津梅江会展中心	50000
1316	2016 中国国际化工展览会	2016.6.5	3	天津	天津	天津梅江会展中心	40000
1317	2016 中国(天津)国际石油石化天然气技术及装备展览会	2016.6.5	3	天津	天津	天津滨海国际会展中心	40000
1318	2016 中国(天津)国际海工装备和港口机械交易博览会	2016.10.21	3	天津	天津	天津梅江会展中心	40000
1319	2016 第十八届中国(天津)国际矿业大会	2016.9.22	4	天津	天津	天津梅江会展中心	38000
1320	2016 年第 19 届中国(天津)冰淇淋乳品原料及加工技术与设备展览会	2016.10.13	3	天津	天津	天津梅江会展中心	35000
1321	2016 中国华夏家博会(天津)	2016.3.18	3	天津	天津	天津梅江会展中心	30000
1322	2016 天津国际客车、公交车及零部件展览会	2016.4.15	3	天津	天津	天津梅江会展中心	30000
1323	2016 第二届中国(天津)国际佛事用品展览会	2016.3.17	4	天津	天津	天津梅江会展中心	30000
1324	2016 天津·世界侨商名品博览会	2016.8.26	4	天津	天津	天津梅江会展中心	30000
1325	2016 第六届中国(天津)国际检验医学暨输血仪器试剂展览会	2016.7.6	3	天津	天津	天津梅江会展中心	30000
1326	2016 天津中国华夏家博会	2016.9.15	3	天津	天津	天津梅江会展中心	27000
1327	2016 夏季天津婚博会	2016.7.30	2	天津	天津	天津梅江会展中心	25000
1328	2016 第二届中国国际儿童健康消费品博览会	2016.8.19	3	天津	天津	天津梅江会展中心	25000
1329	2016 第七届中国(天津滨海)国际生态城市论坛暨博览会	2016.10.21	3	天津	天津	天津梅江会展中心	25000
1330	2016 第十四届天津国际礼品工艺品、艺术收藏品及红木家具展览会	2016.9.23	4	天津	天津	天津国际展览中心	24000
1331	2016 第十三届天津国际礼品工艺品、艺术收藏品及红木家具展览会	2016.3.17	4	天津	天津	天津梅江会展中心	24000
1332	2016 中国(天津)国际茶业博览会	2016.9.23	4	天津	天津	天津国际展览中心	24000
1333	2016 中国天津(环渤海)国际食品交易会	2016.11.3	5	天津	天津	天津国际展览中心	20000
1334	2016 中国(天津)酒类食品交易会	2016.5.20	3	天津	天津	天津梅江会展中心	20000
1335	2016 第二届天津国际宠物水族展览会	2016.6.17	3	天津	天津	天津梅江会展中心	20000
1336	2016 第六届中国(天津)国际生物医药产业暨技术装备展	2016.7.6	3	天津	天津	天津梅江会展中心	20000
1337	2016 第七届中国(天津)国际应急产业展览会	2016.8.10	3	天津	天津	天津梅江会展中心	20000
1338	2016 第六届天津国际茶业及紫砂精品博览会	2016.10.27	5	天津	天津	天津梅江会展中心	20000
1339	2016 春季(天津)中国婚博会	2016.3.5	2	天津	天津	天津梅江会展中心	20000
1340	2016 中国(天津)国际美容美发化妆品博览会	2016.11.15	3	天津	天津	天津梅江会展中心	20000
1341	2016 天津国际优质农产品交易会	2016.12.9	4	天津	天津	天津梅江会展中心	20000
1342	2016 天津国际餐饮美食加盟展览会	2016.12.2	4	天津	天津	天津梅江会展中心	20000
1343	第五届中国-亚欧博览会	2016.9.20	6	新疆	乌鲁木齐	新疆国际会展中心	140000
1344	第三届丝绸之路国际食品展览交易会	2016.5.26	4	新疆	乌鲁木齐	新疆国际会展中心	60000
1345	2016 第十六届新疆国际汽车工业博览会	2016.7.29	5	新疆	乌鲁木齐	新疆国际会展中心	50000
1346	2016 第十六届新疆国际农业博览会	2016.8.8	3	新疆	乌鲁木齐	新疆国际会展中心	45000
1347	2016 新疆 3.15 春季车展	2016.3.15	5	新疆	乌鲁木齐	新疆国际会展中心	40000
1348	2016 第九届中国新疆国际观赏石、和田玉精品博览会	2016.6.17	10	新疆	乌鲁木齐	新疆国际会展中心	40000
1349	2016 中国体育文化·体育旅游博览会	2016.9.2	4	新疆	乌鲁木齐	新疆国际会展中心	40000
1350	2016 第 13 届中国新疆国际煤炭工业博览会	2016.7.22	3	新疆	乌鲁木齐	新疆国际会展中心	30000
1351	2016 中国第 20 届(新疆)国际医疗器械展览会	2016.9.26	3	新疆	喀什	喀什国际会展中心	30000
1352	2016 第十九届中国(新疆)国际供热供暖与节能减排技术设备展览会	2016.4.15	3	新疆	乌鲁木齐	新疆国际会展中心	20000
1353	2016 第十二届新疆警用反恐技术装备博览会	2016.8.17	3	新疆	乌鲁木齐	新疆国际会展中心	20000
1354	2016 第二届中国(新疆)亚欧国际石材博览会	2016.8.8	3	新疆	乌鲁木齐	新疆国际会展中心	20000
1355	2016 第四届中国南亚博览会暨第二十四届中国昆明进出口商品交易会	2016.6.12	6	云南	昆明	昆明滇池国际会展中心	170000
1356	2016 第十七届中国(昆明)国际汽车博览会	2016.6.30	5	云南	昆明	昆明滇池国际会展中心	100000
1357	2016 第 76 届全国药品交易会	2016.12.2	3	云南	昆明	昆明滇池国际会展中心	90000
1358	2016 澜沧江—湄公河次区域国家商品博览会	2016.11.15	6	云南	昆明	昆明滇池国际会展中心	70000
1359	2016 第十二届昆明泛亚国际农业博览会	2016.11.5	4	云南	昆明	昆明国际会展中心	65000
1360	2016 第十四届中国国际农产品交易会	2016.11.5	4	云南	昆明	昆明国际会展中心	60005
1361	2016 年云南文化产业博览会	2016.8.11	5	云南	昆明	昆明国际会展中心	60000
1362	2016 年中国昆明泛亚石博会暨国际珠宝文化节	2016.7.10	8	云南	昆明	昆明国际会展中心	60000
1363	2016 第十三届中国西南(昆明)国际汽车博览会	2016.11.3	6	云南	昆明	昆明滇池国际会展中心	60000
1364	2016 中国昆明(泛亚)家居家具博览会	2016.11.25	4	云南	昆明	昆明国际会展中心	50000

附录一：2016年中国内地2万平方米以上商贸展会一览表

序号	展会名称	开幕日	展期	省份	城市	举办地	面积
1365	2016 第三届(正创)西南昆明钓鱼用品展览会	2016.5.20	3	云南	昆明	昆明国际会展中心	50000
1366	2016 中国(昆明)国际金融产业博览会	2016.1.15	3	云南	昆明	昆明国际会展中心	40000
1367	2016 第十三届西南三省农资博览会、第七届西南种业博览会、第五届节水灌溉、园艺器材、农业机械展览会	2016.8.1	2	云南	昆明	昆明国际会展中心	35000
1368	2016 第十一届中国云南普洱茶国际博览交易会	2016.7.28	4	云南	昆明	昆明国际会展中心	30000
1369	2016 第六届中国云南昆明国际珠宝展	2016.10.13	5	云南	昆明	昆明国际会展中心	30000
1370	2016 中国(昆明)东南亚·南亚消防设备技术交流展览会	2016.11.9	3	云南	昆明	昆明滇池国际会展中心	30000
1371	2016 第二届中国(昆明)国际佛教文化艺术用品博览会	2016.6.2	5	云南	昆明	昆明国际会展中心	28420
1372	2016 中国昆明泛亚幼儿产业博览会	2016.3.17	3	云南	昆明	昆明国际会展中心	20000
1373	2016 昆明秋季房交会	2016.9.23	4	云南	昆明	昆明国际会展中心	20000
1374	2016 昆明第二届(东亚)新能源汽车展览会	2016.9.17	3	云南	昆明	昆明国际会展中心	20000
1375	2016 昆明泛亚电动车及新能源汽车展览会	2016.11.18	3	云南	昆明	昆明滇池国际会展中心	20000
1376	2016 台州住宅产品博览会	2016.3.18	3	浙江	台州	台州市国际会展中心	120000
1377	2016 中国义乌国际小商品博览会	2016.10.21	5	浙江	义乌	义乌国际博览中心	120000
1378	2016 第十七届中国(杭州)汽车用品交易会	2016.11.25	3	浙江	杭州	杭州国际博览中心	120000
1379	2016 第十八届中国浙江投资贸易洽谈会	2016.6.8	5	浙江	宁波	宁波国际会议展览中心	100000
1380	2016 第十五届中国国际日用消费品博览会	2016.6.9	4	浙江	宁波	宁波国际会议展览中心	90000
1381	2016 第七届中国(永康)国际门业博览会	2016.5.26	3	浙江	永康	永康国际会展中心	78000
1382	2016 中国五金博览会	2016.9.26	3	浙江	永康	永康国际会展中心	77300
1383	2016 第九届中国义乌国际森林产品博览会	2016.11.1	4	浙江	义乌	义乌国际博览中心	76000
1384	2016 中国杭州文化创意产业博览会	2016.10.20	5	浙江	杭州	杭州白马湖国际会展中心	65000
1385	2016 第二十五届宁波国际汽车博览会	2016.3.25	4	浙江	宁波	宁波国际会议展览中心	60000
1386	2016 第六届中国国际电子商务博览会	2016.4.11	3	浙江	义乌	义乌国际博览中心	60000
1387	2016 第14届中国宁波国际家居博览会	2016.4.8	4	浙江	宁波	宁波国际会议展览中心	58000
1388	2016 第十一届中国义乌文化产品交易博览会	2016.4.27	4	浙江	义乌	义乌国际博览中心	55000
1389	2016 中国国际机床展览会暨第十二届模具之都博览会	2016.6.17	4	浙江	宁波	宁波国际会议展览中心	55000
1390	2016 第十四届“魅力之都”温州国际汽车展览会	2016.4.7	4	浙江	温州	温州国际会展中心	50000
1391	2016 中国义乌国际旅游商品博览会	2016.5.24	4	浙江	义乌	义乌国际博览中心	50000
1392	2016 第五届义乌进口商品博览会	2016.5.13	4	浙江	义乌	义乌国际博览中心	50000
1393	2016 第二十六届宁波国际汽车博览会	2016.9.15	4	浙江	宁波	宁波国际会议展览中心	47570
1394	2016 第二十届宁波国际服装节	2016.10.20	4	浙江	宁波	宁波国际会议展览中心	45000
1395	2016 第21届中国(温州)国际皮革、鞋材、鞋机展览	2016.8.25	3	浙江	温州	温州国际会展中心	42000
1396	2016 第十三届中国国际五金电器博览会	2016.11.5	3	浙江	义乌	义乌国际博览中心	40000
1397	2016 中国(温州)国际缝制、制衣设备展览会	2016.8.25	3	浙江	温州	温州国际会展中心	40000
1398	2016 宁波特色文化产业博览会	2016.4.15	4	浙江	宁波	宁波国际会议展览中心	36610
1399	2016 第十七届中国国际机械工业展览会	2016.3.17	4	浙江	宁波	宁波国际会议展览中心	35000
1400	2016 中国(温州)国际工业博览会	2016.3.11	3	浙江	温州	温州国际会展中心	35000
1401	2016 第十一届中国(温州)机械装备展览会	2016.10.14	3	浙江	温州	温州国际会展中心	35000
1402	2016 第十六届浙江(杭州)装备制造业博览会	2016.9.20	3	浙江	杭州	杭州白马湖国际会展中心	35000
1403	2016 第16届中国(台州)塑料交易会	2016.10.12	4	浙江	台州	台州市国际会展中心	35000
1404	2016 中国柯桥国际纺织品博览会	2016.10.14	4	浙江	绍兴	中国轻纺城国际会展中心	34000
1405	2016 “制造者”外贸工厂展览会	2016.6.9	4	浙江	宁波	宁波国际会议展览中心	33680
1406	2016 中国(宁波)国际灯具灯饰采购交易会	2016.5.12	3	浙江	宁波	宁波国际会议展览中心	30000
1407	2016 第37届中国浙江国际自行车、电动车展览会	2016.11.18	3	浙江	杭州	杭州白马湖国际会展中心	30000
1408	2016 第五届宁波国际时尚礼品及家庭用品展览会	2016.3.1	3	浙江	宁波	宁波国际会议展览中心	30000
1409	2016 第十三届中国·台州(黄岩)电动车及零部件展览会	2016.3.10	3	浙江	台州	台州市国际会展中心	30000
1410	2016 中国(台州)国际缝制设备展	2016.11.11	3	浙江	台州	台州市国际会展中心	30000
1411	2016 第二届中国(永康)文教体育用品博览会	2016.6.16	3	浙江	永康	永康国际会展中心	30000
1412	2016 中国慧聪(余姚)家电交易会	2016.8.8	3	浙江	余姚	余姚中塑国际会展中心	30000
1413	2016 中国(宁波)糖果零食展	2016.9.28	3	浙江	宁波	宁波国际会议展览中心	30000
1414	2016 第三十届中国国际五金博览会	2016.11.5	3	浙江	宁波	宁波国际会议展览中心	30000
1415	2016 中国(宁波)国际医疗器械展览会	2016.11.23	3	浙江	宁波	宁波国际会议展览中心	30000
1416	2016 第十六届中国台州汽车用品交易会	2016.7.26	3	浙江	台州	台州市国际会展中心	30000



序号	展会名称	开幕日	展期	省份	城市	举办地	面积
1417	2016 第十三届浙江基层医疗装备展览会	2016.10.9	3	浙江	杭州	杭州白马湖国际会展中心	30000
1418	2016 中国(温州)国际时尚消费展	2016.9.23	3	浙江	温州	温州国际会展中心	30000
1419	2016 中国(杭州)国际社会公共安全产品博览会	2016.3.30	3	浙江	杭州	杭州白马湖国际会展中心	26000
1420	2016 第十五届中国(杭州)机床模具与金属加工展览会	2016.3.25	3	浙江	杭州	杭州白马湖国际会展中心	25000
1421	2016 第 5 届慈溪(秋季)家电展览会	2016.8.7	3	浙江	慈溪	慈溪会展中心	25000
1422	2016 第十一届中国(温岭)机床及工模具展览会	2016.9.28	3	浙江	台州	温岭会展中心	25000
1423	2016 中国(义乌)国际包装、印刷及塑料工业展览会	2016.11.18	4	浙江	义乌	义乌国际博览中心	25000
1424	2016 第二届中国(嘉兴)集成吊顶产业博览会暨集成家居博览会	2016.6.2	3	浙江	嘉兴	嘉兴国际会展中心	23000
1425	2016 第十二届中国(台州)机床·工模具展览会	2016.3.25	3	浙江	台州	台州市国际会展中心	20000
1426	2016 第十一届义乌消费品出口交易会	2016.4.1	3	浙江	义乌	义乌国际博览中心	20000
1427	2016 第十四届中国(温州)国际眼镜业展览会	2016.5.8	3	浙江	温州	温州国际会展中心	20000
1428	2016 第六届中国(宁波)智慧城市技术与应用产品博览会	2016.9.9	3	浙江	宁波	宁波国际会议展览中心	20000
1429	2016 中国义乌美容化妆品、日化产品原料及设备包装展	2016.4.9	3	浙江	义乌	义乌国际博览中心	20000
1430	2016 第二届中国(宁波)国际石油石化先进技术装备展览会暨论坛	2016.5.12	3	浙江	宁波	宁波国际会议展览中心	20000
1431	2016(第七届中国(温州)户外旅游用品展览会	2016.5.14	3	浙江	温州	温州国际会展中心	20000
1432	2016 第十七届中国制冷、空调与热泵节能博览会	2016.11.18	3	浙江	宁波	宁波国际会议展览中心	20000
1433	2016 第二届浙江(台州)农业机械博览会	2016.12.16	3	浙江	台州	台州市国际会展中心	20000
1434	2016 第十一届中国工量刃具展览会	2016.9.28	3	浙江	台州	温岭会展中心	20000
1435	2016 第 2 届中国(义乌)电筒博览会	2016.9.28	3	浙江	义乌	义乌国际博览中心	20000
1436	2016 中国义乌物流产业博览会	2016.9.18	3	浙江	义乌	义乌国际博览中心	20000
1437	2016 第 14 届中国框业与装饰画展览会	2016.9.18	3	浙江	义乌	义乌国际博览中心	20000
1438	2016 年中国(杭州)国际体育休闲产业博览会	2016.11.2	4	浙江	杭州	杭州和平国际会展中心	20000
1439	2016 杭州国际照明展览会	2016.11.4	3	浙江	杭州	杭州白马湖国际会展中心	20000
1440	2016 第十九届西湖艺术博览会	2016.11.4	4	浙江	杭州	杭州和平国际会展中心	20000
1441	2016 第七届温州特色农业博览会	2016.11.11	4	浙江	温州	温州国际会展中心	20000
1442	2016 年中国(台州)泵业与电机展览会	2016.10.21	3	浙江	台州	台州市国际会展中心	20000
1443	2016 中国(台州)天台山国际佛事文化及用品博览会	2016.9.15	4	浙江	台州	台州市国际会展中心	20000
1444	2016 中国(台州·温岭)汽车用品展览会	2016.11.24	3	浙江	台州	温岭会展中心	20000
1445	2016 第十八届中国重庆国际汽车工业展	2016.6.7	7	重庆	重庆	重庆国际博览中心	160000
1446	2016 第 51 届(春季)全国制药机械博览会	2016.4.20	4	重庆	重庆	重庆国际博览中心	160000
1447	2016 国际(重庆)工业水处理及环保设备展览会	2016.5.11	3	重庆	重庆	重庆国际博览中心	120000
1448	2016 第十九届中国(重庆)国际投资暨全球采购会	2016.5.19	4	重庆	重庆	重庆国际博览中心	100000
1449	2016 重庆文化产业博览会	2016.9.8	4	重庆	重庆	重庆国际博览中心	100000
1450	2016 第七届重庆汽车消费展	2016.11.17	4	重庆	重庆	重庆国际博览中心	100000
1451	2016 立嘉(重庆)国际金属材料展览会	2016.5.11	4	重庆	重庆	重庆国际博览中心	85000
1452	2016 第十七届立嘉国际机械展览会	2016.5.11	4	重庆	重庆	重庆国际博览中心	80000
1453	2016 第六届中国(重庆)汽车博览会	2016.10.13	4	重庆	重庆	重庆国际会议展览中心	60000
1454	2016 中国(西部)国际矿业及矿山装备展览会	2016.3.31	3	重庆	重庆	重庆国际博览中心	50000
1455	2016 第十七届中国-中西部国际电子信息产业博览会	2016.4.8	3	重庆	重庆	重庆南坪国际会议中心	50000
1456	2016 第十六届中国重庆国际建筑科技博览会	2016.4.8	3	重庆	重庆	重庆国际会议展览中心	40000
1457	2016 第 15 届中国西部(重庆)国际农产品交易会	2016.1.8	4	重庆	重庆	重庆南坪国际会议中心	40000
1458	2016 第八届中国西部动漫文化节	2016.9.14	4	重庆	重庆	重庆国际博览中心	40000
1459	2016 中国(重庆)国际物流展	2016.11.16	3	重庆	重庆	重庆国际博览中心	36000
1460	2016 第十三届中国(重庆)国际绿色建筑与节能展览会	2016.5.6	3	重庆	重庆	重庆国际会议展览中心	30235
1461	2016 第十二届 CMPE 中国西部国际塑胶工业展览会	2016.3.31	3	重庆	重庆	重庆国际博览中心	30000
1462	2016 重庆春季房地产展示交易会	2016.4.14	4	重庆	重庆	重庆国际会议展览中心	30000
1463	2016 第四届西部国际工业自动化和机器人展览会	2016.3.31	3	重庆	重庆	重庆国际博览中心	30000
1464	2016 第十五届中国西部国际广告节	2016.3.25	3	重庆	重庆	重庆南坪国际会议中心	30000
1465	2016 中国国际电动车及新能源汽车展览会	2016.4.21	4	重庆	重庆	重庆国际会议展览中心	30000
1466	2016 第七届中国(重庆)国际休闲产业博览会暨重庆国际游艇展	2016.10.13	4	重庆	重庆	重庆国际博览中心	30000
1467	2016 绿色建筑建材博览会	2016.11.18	3	重庆	重庆	重庆南坪国际会议中心	30000
1468	2016 第六届中国(重庆)国际建筑与装饰用铝展览会	2016.3.31	3	重庆	重庆	重庆国际博览中心	25000

附录一：2016年中国内地2万平方米以上商贸展会一览表

序号	展会名称	开幕日	展期	省份	城市	举办地	面积
1469	2016 中国·重庆国际电动汽车产业展	2016.5.19	3	重庆	重庆	重庆国际博览中心	25000
1470	2016 第二届中国·重庆国际电动汽车产业展	2016.11.16	3	重庆	重庆	重庆国际博览中心	25000
1471	2016 第十届中国(重庆)国际汽车制造技术及装备展览会	2016.3.31	3	重庆	重庆	重庆国际博览中心	23000
1472	2016 中国西部国际制冷、空调、供热、通风及食品冷冻加工展览会	2016.5.11	3	重庆	重庆	重庆国际博览中心	23000
1473	2016 西部锂电工业展览会	2016.3.31	3	重庆	重庆	重庆国际博览中心	20000
1474	2016 中国(重庆)充电桩技术设备展览会	2016.3.31	3	重庆	重庆	重庆国际博览中心	20000
1475	2016 中国(重庆)新能源汽车展览会	2016.3.31	3	重庆	重庆	重庆国际博览中心	20000
1476	2016 第十七届中国重庆国际工业装备博览会	2016.4.8	3	重庆	重庆	重庆国际会议展览中心	20000
1477	2016 第九届重庆绿色家博会	2016.3.11	3	重庆	重庆	重庆国际会议展览中心	20000
1478	2016 第十届重庆绿色家博会	2016.5.27	3	重庆	重庆	重庆国际会议展览中心	20000
1479	2016 第十一届重庆绿色家博会	2016.8.19	3	重庆	重庆	重庆国际会议展览中心	20000
1480	2016 中国(重庆)国际茶产业博览会暨紫砂、陶瓷、红木、茶具用品展	2016.6.3	4	重庆	重庆	重庆国际会议展览中心	20000
1481	2016 中国重庆国际智能家居及建筑电器展览会	2016.9.8	3	重庆	重庆	重庆国际会议展览中心	20000
1482	2016 中国华夏家博会(重庆)	2016.9.9	3	重庆	重庆	重庆国际博览中心	20000
1483	2016 第5届中国(重庆)国际茶产业博览会暨紫砂、陶瓷、茶具用品展	2016.11.25	4	重庆	重庆	重庆国际会议展览中心	20000



附录二

2016年中国内地省区市商贸展会数量总面积一览表 (不含港澳台地区)

序号	省直辖市	展览会数量	展览会总面积 (平方米)
1	上海	390	15830551
2	广东	344	15449915
3	北京	264	5855969
4	山东	215	6299924
5	浙江	150	3607608
6	江苏	143	4016000
7	河南	106	2804500
8	辽宁	96	2626400
9	四川	88	2900100
10	河北	83	1045203
11	湖北	82	2024100
12	重庆	65	2097408
13	陕西	63	2062400
14	福建	56	2365400
15	天津	50	1882344
16	湖南	49	1038320
17	安徽	41	1211250
18	吉林	40	1099422
19	黑龙江	38	1150900
20	云南	33	1230025
21	山西	32	609500
22	内蒙古	28	561600
23	广西	26	614823
24	江西	22	528028
25	新疆	22	636200
26	贵州	21	583038
27	甘肃	15	290896
28	海南	14	314450
29	宁夏	9	160000
30	青海	7	224400

附录三

2016年中国内地行业商贸展会数量总面积一览表（不包含港澳台地区）

一级分类	次级分类	总数量	总面积（平方米）
服务业	休闲时尚艺术	175	3877297
	医药医疗保健	127	3166770
	金融保险房产	58	1115998
	公共安全防伪	49	1269392
	环境保护	37	852603
	特许经营	35	554391
	教育培训招聘	31	587539
	运输交通物流	28	794025
	酒店设备	20	880637
	公共服务业	17	365457
	媒体出版发行	11	346104
	其他	13	249205
	洗染清洁	6	166200
	市政设施	3	33000
	广播电视	2	36000
农业	农林牧渔	59	1850472
	种植饲养	52	1229500
	宠物兽医业	27	427890
	其他	19	481675
	灌溉	3	27000
轻工业	食品饮料烟酒	228	5654647
	眼镜珠宝钟表	99	1548629
	建筑材料	76	3252525
	家具木工机械	63	4518804
	消费品	56	1237745
	包装纸张印刷	54	1350948
	礼品家庭用品	50	1623580
	美容美发	46	1416870
	广告摄影器材	44	1266729
	玩具妇幼用品	43	1319000
	家用电器照明	40	1242970
	纺织工业	37	1731732
	婚礼用品	36	663770
	体育用品	31	745500
	五金工具	23	768600
	其他	24	680369



轻工业	热力制冷	22	684300
	自行车摩托车	22	903100
	服装服饰	20	830219
	婚丧用品	17	319800
	塑料橡胶	13	538500
	玻璃陶瓷制品	10	277300
	乐器舞台设备	10	476900
	办公用品	9	225300
	皮革制鞋	8	344000
	仪器仪表	8	119700
	厨房卫浴	7	276000
	实验器材	7	103500
	建筑材料	1	70000
重工业	汽车产业	193	11127294
	电子与自动化	77	2309845
	工业设备维修	49	1615204
	建筑工程机械	45	1463760
	电气电力能源	43	1161650
	机床模具	40	1579070
	化工石化产品	31	792670
	IT及通讯	29	701971
	铸造冶金焊接	23	814900
	石材采矿设备	21	815300
	水技术及处理	15	361500
	航空航天	12	174535
	其他	9	101000
	船舶码头设施	6	140000
	激光光电	6	210000
	表面处理	4	55500
	机床模具	1	20000
专项展览	进出口商品贸易	38	3614980
	专业技术	20	373738
	科技	16	457065
	发明创造	7	155700
	国家地区展	7	471500
	其他	8	382200
	人才交流	1	17100
	展览业	1	100000

附录四

2016年中国内地省区市场馆数量总可租面积一览表（不含港澳台地区）

序号	省份	展览馆数量	展览馆总供给面积（平方米）
1	山东	27	1067472
2	广东	20	1364920
3	浙江	18	734633
4	江苏	16	731369
5	上海	11	856333
6	北京	10	404044
7	河北	10	162200
8	辽宁	9	277476
9	安徽	6	287329
10	福建	6	301500
11	湖南	5	194000
12	内蒙古	5	159072
13	重庆	5	344800
14	河南	4	147000
15	甘肃	3	27000
16	广西	3	147215
17	黑龙江	3	170700
18	湖北	3	250000
19	江西	3	159000
20	山西	3	98000
21	天津	3	225000
22	新疆	3	66000
23	海南	2	92950
24	吉林	2	129400
25	陕西	2	84000
26	四川	2	121000
27	云南	2	363440
28	贵州	1	74520
29	宁夏	1	74000
30	青海	1	46865

注：未获得西藏自治区数据。



附录五

2016年中国内地超过5万平方米出租面积场馆一览表(不含港澳台地区)

序号	展览场馆名称	省份	城市	可租面积(平方米)	展览会总数量	展览会总面积(平方米)
1	国家会展中心(上海)	上海	上海	400000	43	4439381
2	中国进出口商品交易会展馆	广东	广州	338000	88	6795210
3	昆明滇池国际会展中心	云南	昆明	300000	10	571000
4	上海新国际博览中心	上海	上海	200000	136	7425027
5	重庆国际博览中心	重庆	重庆	200000	25	1343500
6	广州国际采购中心	广东	广州	200000	22	655000
7	天津梅江会展中心	天津	天津	150000	41	1718844
8	武汉国际博览中心	湖北	武汉	150000	32	1011500
9	中亚会展中心	广东	深圳	148000	1	40000
10	合肥滨湖国际会展中心	安徽	合肥	140000	15	540500
11	福州海峡国际会展中心	福建	福州	120000	12	849000
12	义乌国际博览中心	浙江	义乌	120000	18	630000
13	青岛国际博览中心	山东	即墨	120000	6	352500
14	寿光国际会展中心	山东	寿光	120000	1	120000
15	成都世纪城新国际会展中心	四川	成都	110000	84	2710100
16	中国国际展览中心(新馆)	北京	北京	106800	39	2047500
17	沈阳国际展览中心	辽宁	沈阳	105600	29	1492200
18	深圳会展中心	广东	深圳	105000	96	3665505
19	广东现代国际展览中心	广东	东莞	100000	17	1209000
20	长春国际会展中心	吉林	长春	100000	37	1010022
21	苏州国际博览中心	江苏	苏州	100000	22	746000
22	南京国际博览中心	江苏	南京	96000	36	1243000
23	泰州国际博览中心(中国医药城会展中心)	江苏	泰州	92000	2	37000
24	南宁国际会议展览中心	广西	南宁	90000	22	534823
25	杭州国际博览中心	浙江	杭州	90000	5	166000
26	花桥国际博览中心	江苏	昆山	89000	6	230000
27	绥芬河世茂国际商展中心	黑龙江	绥芬河	83000	1	40000
28	上海世博展览馆	上海	上海	80000	86	2270514
29	厦门国际会展中心	福建	厦门	80000	36	1306000
30	宁波国际会议展览中心	浙江	宁波	77416	39	997000
31	海南国际会议展览中心	海南	海口	77000	13	294450
32	永康国际会展中心	浙江	永康	75600	5	210300
33	贵阳国际会议展览中心	贵州	贵阳	74520	21	583038
34	郑州国际会展中心	河南	郑州	74000	70	2070000
35	银川国际会展中心	宁夏	银川	74000	9	160000
36	广州保利世贸博览馆	广东	广州	71400	73	2208600
37	哈尔滨国际会展体育中心(哈尔滨国际会展中心)	黑龙江	哈尔滨	70000	35	1055900
38	南昌绿地国际博览中心	江西	南昌	70000	4	120000
39	北京九华国际会展中心	北京	北京	70000	2	28000
40	中国(太原)煤炭交易中心	山西	太原	68000	13	333100

附录五：2016年中国内地超过5万平米出租面积场馆一览表

序号	展览场馆名称	省份	城市	可租面积 (平方米)	展览会总数量	展览会总面积 (平方米)
41	中国陶瓷科技城 (淄博国际会展中心)	山东	淄博	66000	2	60000
42	西安曲江国际会展中心	陕西	西安	64000	57	1947400
43	杭州白马湖国际会展中心	浙江	杭州	63884	8	240000
44	昆明国际会展中心	云南	昆明	63440	23	659025
45	无锡太湖国际博览中心	江苏	无锡	62400	14	511600
46	南昌国际展览中心	江西	南昌	61000	17	372028
47	中国国际展览中心 (老馆)	北京	北京	60744	85	1461532
48	临沂国际会展中心	山东	临沂	60000	19	838000
49	郴州国际会展中心	湖南	郴州	60000	2	65000
50	烟台国际博览中心	山东	烟台	59360	12	329460
51	包头国际会展中心	内蒙古	包头	58000	9	151600
52	重庆国际会议展览中心	重庆	重庆	57000	30	535235
53	重庆南坪国际会议中心	重庆	重庆	57000	6	175373
54	济南国际会展中心	山东	济南	55000	50	1559405
55	青岛国际会展中心	山东	青岛	55000	48	1529280
56	武汉国际会展中心	湖北	武汉	50000	45	930600
57	湖南国际会展中心	湖南	长沙	50000	22	560320
58	大连世界博览广场	辽宁	大连	50000	21	471500
59	武汉客厅 • 中国文化博览中心	湖北	武汉	50000	5	82000
60	广东 (潭洲) 国际会展中心	广东	顺德	50000	2	75000
61	山东省广饶国际博览中心	山东	东营	50000	1	42000
62	亳州会展中心 (中药材交易中心)	安徽	亳州	50000	1	30000



附录六

2016 中国内地主办展会面积超过 10 万平方米单位一览表 (不含港澳台地区)

序号	主办单位	参与主办展览会数量	参与主办展览会总面积 (平方米)
1	中国对外贸易中心	8	1806600
2	中国对外贸易广州展览总公司	11	1511980
3	上海博华国际展览有限公司	12	1127000
4	法兰克福展览 (香港) 有限公司	6	753500
5	广州佳美展览有限公司	3	660000
6	励展博览集团国药励展展览有限责任公司	9	598000
7	中贸慕尼黑展览 (上海) 有限公司	5	578000
8	汉诺威米兰展览 (上海) 有限公司	8	508000
9	中国汽车工业国际合作总公司	6	501000
10	尚格会展股份有限公司	7	460000
11	深圳市华巨臣实业有限公司	18	432000
12	武汉新城国际博览中心经营管理有限公司	5	430000
13	成都市天一展览服务有限公司	9	412000
14	厦门会展金泓信展览有限公司	5	405000
15	杜塞尔多夫展览 (上海) 有限公司	9	397700
16	中国汽车工程学会	4	394400
17	北京中装华港建筑科技展览有限公司	5	379600
18	VNU 亚洲展览集团 上海万耀企龙展览有限公司	10	367500
19	深圳市联合车展管理有限公司	6	365000
20	中国国际贸易促进委员会汽车行业分会	3	363200
21	山东省商务厅	6	361400
22	广州博亚展览发展有限公司	1	360000
23	中国国际贸易促进委员会纺织行业分会	4	356867
24	雅式展览服务有限公司	5	325000
25	成都世纪城新国际会展中心有限公司	4	324000
26	北京优尚博展国际家纺展览有限公司	2	320000
27	青岛金诺国际会展有限公司	7	320000
28	北京博万国际会展有限责任公司	7	318000
29	法兰克 展览 (上海) 有限公司	1	312000
30	广州华亚展览服务有限公司	11	308000
31	中国国际贸易促进委员会山东省委员会	6	303400
32	中工美国国际展览有限责任公司	2	300000
33	中国纺织信息中心	2	300000
34	振威展览集团北京振威展览有限公司	11	289370
35	大连国际商会展览公司	3	285000
36	北京精博信展览有限公司	2	280000
37	励展博览集团励展华博展览 (深圳) 有限公司	4	280000
38	长春百瑞国际会展集团有限公司	3	280000
39	上海现代国际展览有限公司	5	272000
40	广东现代国际展览中心	1	270000
41	上海国际展览中心有限公司	8	268200

附录六：2016 中国内地主办展会面积超过 10 万平方米单位一览表

序号	主办单位	参与主办展览会数量	参与主办展览会总面积（平方米）
42	上海市国际展览有限公司	4	267000
43	安徽中设国际会展有限公司	8	265100
44	中国国际贸易促进委员会大连市委员会	2	260000
45	通用国际广告展览有限公司	2	252000
46	济南世博展览策划有限公司	9	250000
47	中国国际贸易促进委员会南京分会	2	250000
48	中糖新世纪国际会展（北京）有限公司	2	250000
49	北京婚芭莎国际会展有限公司	4	248000
50	北京金海群英网络信息技术有限公司	4	248000
51	北京中装伟佳展览策划有限公司	3	245400
52	青岛海名国际会展有限公司	10	241350
53	亚洲博闻有限公司	4	239238
54	中国国际贸易促进委员会广州市分会	2	235000
55	重庆市立嘉会议展览有限公司	4	235000
56	北京时尚博展国际展览有限公司	2	232969
57	中国国际贸易中心股份有限公司北京会展分公司	2	232969
58	上海东浩国际服务贸易（集团）有限公司	1	230000
59	辽宁中汽会展有限公司	3	230000
60	广州点金广告有限公司	1	230000
61	台州市迪威展览有限公司	6	230000
62	济南金诺展览有限公司	4	230000
63	广州联合展览有限公司	1	220000
64	江苏三角洲国际会展有限公司	4	220000
65	青岛嘉时代文化传媒有限公司	2	220000
66	重庆市中环盛世商务会展有限公司	9	218000
67	河南中展动力展览有限公司	4	210000
68	中国国际贸易促进委员会长春市分会	2	210000
69	山东新丞华展览有限公司	9	208800
70	哈尔滨长城国际展览有限公司	3	206000
71	温州德纳展览有限公司	6	202000
72	福建中广华视文化传播发展有限公司	2	200000
73	上海贸发展览服务有限公司	2	200000
74	杜塞尔多夫展览（中国）有限公司	1	200000
75	WES 上海环球展览有限公司	2	198488
76	北京伟士佳合展览策划有限公司	3	198400
77	山东省科学技术厅	4	197800
78	北京贝克福会展服务有限公司	2	195000
79	北京国际展览中心	3	193200
80	重庆展览中心有限公司	2	190000
81	北京金益友联展览有限公司	2	190000
82	贵阳尚格会展服务有限公司	4	187552
83	长沙仁创会展服务有限公司	10	187520
84	中国国际展览中心集团公司	6	185176
85	齐鲁晚报天一国际会展有限公司	5	179000
86	振威展览集团天津振威展览有限公司	4	178000
87	济南市人民政府	4	172800



序号	主办单位	参与主办展览会数量	参与主办展览会总面积(平方米)
88	沪鑫堡展览(上海)有限公司	2	170000
89	云南省人民政府	1	170000
90	山东省农业厅	3	170000
91	义乌国际小商品博览会有限公司	2	170000
92	北京旷世恒达展览展示有限公司	3	168800
93	北京泽安达展览有限公司	4	168150
94	广州市保利锦汉展览有限公司	2	166000
95	长春维达展览服务有限公司	10	165522
96	法兰克福展览(上海)有限公司	5	165100
97	北京中展世信国际展览服务有限公司	6	164000
98	上海高登商业展览有限公司	11	162779
99	长春百瑞国际会展集团有限公司	1	160000
100	成都德纳展览有限公司	5	160000
101	上海荷瑞会展有限公司 CHC	3	160000
102	上海市环境科学信息技术交流中心	1	160000
103	上海协升展览有限公司	2	160000
104	上海伏勒密展览服务有限公司	1	160000
105	辽宁迪沃斯特会展有限公司	1	160000
106	临沂市人民政府	2	160000
107	重庆市经济和信息化委员会	1	160000
108	重庆市人民政府汽车工业办公室	1	160000
109	山东省工商局	2	160000
110	河南泽安达展览有限公司	3	160000
111	广州闻信展览服务有限公司	2	157500
112	深圳国际文化产业博览交易会有限公司	4	156000
113	中国国际贸易促进委员会武汉市分会	2	155000
114	上海华墨展览服务有限公司	5	154200
115	广州一流展览服务有限公司	3	154000
116	江苏省商务厅	5	152000
117	山东省供销合作社	2	150000
118	山东省科学技术协会	2	150000
119	海兰基国际展览(北京)有限公司	2	150000
120	上海新格雷展览服务有限公司	4	147010
121	临沂市格益传媒有限公司	3	147000
122	郑州海名汇博会展策划有限公司	7	144000
123	上海国际展览服务有限公司	2	143500
124	台州市国际会展中心有限公司	3	143000
125	华汉国际会议展览(上海)有限公司	2	141000
126	香港贸易发展局	1	140000
127	东莞中汽会展有限公司	1	140000
128	深圳会展中心管理有限责任公司	2	140000
129	湖北省机械行业联合会	1	140000
130	欧尼优展览(上海)有限公司	3	140000
131	山东省贸促会	2	140000
132	山东美博国际文化传播有限公司	5	140000
133	亚欧博览事务局	1	140000

附录六：2016 中国内地主办展会面积超过 10 万平方米单位一览表

序号	主办单位	参与主办展览会数量	参与主办展览会总面积（平方米）
134	振江国际展览（北京）有限公司	4	138500
135	北京泰格斯特国际展览展示有限公司	1	138000
136	北京碧海钓具有限公司	1	138000
137	福建荟源国际展览有限公司	2	138000
138	潍坊市人民政府	2	137100
139	中国国际商会秘书局	3	135500
140	廊坊会议展览有限公司	1	135000
141	浙江省商务厅	2	134000
142	上海企顺展览服务有限公司	13	132100
143	四川省家具进出口商会	1	130000
144	广州市艺帆展览服务有限公司	2	130000
145	中国国际贸易促进委员会成都市分会	1	130000
146	华兴体育用品发展中心	1	130000
147	励展华百展览（北京）有限公司	2	130000
148	南京百慕展览有限公司	6	130000
149	上海紫奥展览服务有限公司	3	130000
150	上海励扩展览有限公司	4	129168
151	北京企发展览服务有限公司	7	127280
152	北京爱博西雅展览有限公司	1	126500
153	青岛蓝博会展有限公司	5	126000
154	安徽华舜展览公司	3	125000
155	烟台汽车文化节组委会	2	124000
156	中纺流通（北京）会展有限公司	3	123000
157	广东鸿威国际会展集团有限公司	4	122600
158	上海歌华展览服务有限公司	7	121600
159	北京智鑫佳弈珠宝文化发展有限公司	5	120485
160	北京时瑞展览有限公司	1	120000
161	济南德瑞嘉展览有限公司	1	120000
162	南京中纺展览有限公司	7	120000
163	上海大陆工具有限发展公司	1	120000
164	上海浦东国际展览公司	1	120000
165	中国机床工具工业协会	1	120000
166	辽宁省家具协会	1	120000
167	赵艺学商务策划机构	1	120000
168	天津市经济和信息化委员会	2	120000
169	寿光市人民政府	1	120000
170	淄博市张店区人民政府	2	120000
171	山东省旅游局	1	120000
172	山东省中国汽车工程学会	1	120000
173	山东出入境检验检疫局	1	120000
174	山东省环境保护厅	1	120000
175	山东省质量技术监督局	1	120000
176	山东省外国专家局	1	120000
177	山东省农业科学院	1	120000
178	台州市路桥区房地产业协会	1	120000
179	辽宁省工商联家具建材装饰行业商会	1	120000



序号	主办单位	参与主办展览会数量	参与主办展览会总面积(平方米)
180	沈阳公信广告传媒有限公司	1	120000
181	济南信展展览有限公司	7	119000
182	慕尼黑展览(上海)有限公司	3	118500
183	江苏省经济和信息化委员会	4	117000
184	大连北方国际展览股份有限公司	4	116000
185	中展集团北京华港展览有限公司	9	115956
186	北京汉威信恒展览有限公司	1	115000
187	中国图书进出口(集团)总公司	2	113400
188	北京通联国际展览有限公司	2	112700
189	青岛海宸国际会展有限公司	2	112500
190	广东博昌展览服务有限公司	7	112000
191	济南海名纵横会展服务有限公司	6	112000
192	合肥市人民政府	2	112000
193	沈阳金之诺会展有限公司	3	112000
194	哈尔滨市德赛展览有限公司	1	110000
195	哈尔滨市家具行业协会	1	110000
196	湖北嘉禾文化发展有限公司	4	110000
197	昆明国际会展中心有限公司	2	110000
198	深圳市安博会展有限公司	1	110000
199	厦门凤凰创意会展服务有限公司	2	110000
200	深圳贺戎环资展览有限公司	1	110000
201	临沂市商务局	3	110000
202	诺展集团(金诺会展有限公司:金诺公司)	1	110000
203	上海傲展会展服务有限公司	4	108150
204	南京润展国际展览有限公司	2	108000
205	青岛雅雄会展有限公司	7	107100
206	武汉中兴恒远展览服务有限公司	6	107000
207	北京国机展览中心	1	106800
208	北京旺旅展览展示有限公司	5	105000
209	广州市巴斯特会展有限公司	3	105000
210	四川省博览经济发展有限公司	4	104000
211	宁波华博会议展览有限公司	2	103000
212	河南尚博展览有限公司	2	102000
213	上海汇展商贸有限公司(济南分公司)	3	100005
214	北京中硅展览有限公司	1	100000
215	广东省广告协会	1	100000
216	哈尔滨冰城国际展览有限公司	6	100000
217	上海东贸展览服务有限公司	5	100000
218	天津港保税区国际商品展销中心	1	100000
219	中国畜牧业协会	1	100000
220	南京宁菲国际展览有限公司	2	100000
221	南京市经济和信息化委员会	1	100000
222	云南世博国际展览有限公司	1	100000
223	深圳市LED产业联合会	1	100000

附录六：2016 中国内地主办展会面积超过 10 万平方米单位一览表

序号	主办单位	参与主办展览会数量	参与主办展览会总面积（平方米）
224	天津浩特瑞展览有限公司	1	100000
225	重庆市人民政府	1	100000
226	中国电子器材总公司	1	100000
227	湖南省汽车行业协会	1	100000
228	安徽省汽车经销商商会	1	100000
229	河南融德展览有限公司	1	100000
230	深圳市丹迪莱会议展览有限公司	1	100000
231	长沙晚报	1	100000
232	上海东博文化发展有限公司	1	100000
233	中国国际贸易促进委员会西安分会	1	100000
234	天津国际展览中心股份有限公司	1	100000
235	宁波市人民政府	1	100000
236	深圳市平板显示行业协会	1	100000
237	广东省半导体照明产业联合创新中心	1	100000
238	天津市金谷会展服务有限公司	1	100000
239	天津市金华轮广告设计制作有限公司	1	100000
240	三湘都市报	1	100000
241	湖北省新闻出版广电局	2	100000
242	苏州市文化广电新闻出版局	2	100000
243	山东鲁南商报传媒有限公司	1	100000
244	重庆日报报业集团	1	100000
245	中国家居产业联合发展中心	1	100000
246	上海华品展览服务有限公司	1	100000
247	山东汽车工程学会	1	100000
248	广州交易会广告有限公司	1	100000
249	南京市软件行业协会	1	100000
250	广州岭南国际企业集团有限公司	1	100000
251	广州广之旅国际旅行社股份有限公司	1	100000
252	天津锦锐科技有限公司	1	100000
253	北京圆典国际展览有限公司	1	100000

Annual Report on China's Exhibition Economy (2016)



中国国际贸易促进委员会
China Council for the Promotion of International Trade

Annual Report on China's Exhibition Economy (2016)

Organizer

China Council for the Promotion of International Trade

Publisher

Department of Trade and Investment Promotion, China Council for the Promotion of International Trade

China International Exhibition Center Group Corporation

China Trade News

Beijing International Studies University

Chief Editorial Board

Director:

Wang Jinzhen Vice Chairman of China Council for the Promotion of International Trade

Deputy Director:

Lin Shunjie Director General , Department of Trade and Investment Promotion, CCPIT

He Cailong Chairman of China International Exhibition Center Group Corporation

Xu Suting Chief Editor of China Trade News Office

Liu Dake Dean of School of Economics, Trade and Event Management, Beijing International Studies University

Executive Editorial Board

Director:

Zhou Tong Associate Counsel, Department of Trade and Investment Promotion, CCPIT

Xu Qiang Chief Financial Officer of China International Exhibition Center Group Corporation

Coordinator:

Zhang Shujing, Liu Hongkun, Wu Heng

Business Support:

Department of Trade and Investment Promotion, CCPIT: Zhang Shujing, Duan Jianrong, Zhu Yingmin, Wang Jianjun, Cheng Wei.

China International Exhibition Center Group Corporation:

Liu Hongkun, Lu Yao, Zhang Gaozhi, Wei Jun, Yun Dong, Zhang Dongli, Zhang Xi, Zhang Xi, Wang Jiayu.

China Trade News Office: Wu Heng, Xu Man.

Copy writing: Liu Dake, Liu Chang, Zhao Yue, Xi Yuxuan, Wang Peiyi.

Translator: Lan Shan, Zhang Xi, Ge Weihong, Yan Shuchao.

Contents

Annual Report on China's Exhibition Economy (2016)

Chapter I Overview & Outlook of China's Exhibition Industry in 2016	150
I. Development Trend of China's Exhibition Industry.....	150
II. Development Outlook of China's Exhibition Industry in 2017	151
Chapter II Overview of Domestic Exhibition Market in 2016	153
Section I. Geographical Distribution of Exhibitions.....	154
Section II. Scale Distribution	159
Section III. Industrial Distribution	162
Section IV. Overview of Exhibition Organizers	166
Chapter III Overview of Exhibition Venue Market in China's Mainland 2016	168
Section I. Provinces	169
Section II. Cities	172
Section III. Scale	173
Section IV. Operation Overview-Exhibition Quantity.....	175
Section V. Operation Overview-Exhibition Area	176
Section VI. Operation Overview- Rental Rate	178
Chapter IV Overview of China's Overseas Economic and Trade Exhibition Market in 2016	182
Section I. Overall Scale Rises	183
Section II. Strong Increase of Exhibitions in Asia and North America	183
Section III. Dominance of Exhibitions of Traditional Industries Declines	186
Section IV. Exhibition Organizers Tend to Centralize	187
Section V. Exhibitions in Countries along the "One Belt and One Road" Steadily Increase	188
Exhibition Industry Overview by Region in China	189
Domestic Exhibitions by Industry	256
Deep Integration of Exhibition Industry and Internet to Promote Industrial Innovative Development	262
Research on Strategic Layout and Coordinated Development of the Convention and Exhibition Industry in the Beijing-Tianjin-Hebei Region	267
Appendix I Schedule of Trade Fairs above 20,000 m ² held in Mainland China in 2016	273
Appendix II Schedule of Quantity and Area of Trade Fairs held in Mainland China in 2016	302
Appendix III Schedule of Quantity and Total Area of Trade Shows in Mainland China in 2016	303
Appendix IV Schedule of Quantity and Total Rentable Area of Exhibition Venues in Mainland China in 2016	305
Appendix V Schedule of Exhibition Venues with More than 50,000 m ² Rentable Area in Mainland China in 2016	306
Appendix VI Schedule of Exhibition Organizers Holding Exhibitions of More than 100,000 m ² in Mainland China in 2016 ...	308



Chapter I

Overview & Outlook of China's Exhibition Industry in 2016

Despite of a recovering momentum in 2016, the world economy suffered greater uncertainty as a result of UK Referendum on EU membership, global financial turmoil and the re-surface of trade protectionism. However, China still enjoyed stable and healthy economic and social development in this context as the Chinese government sized up the situation and advanced “One Belt, One Road” initiative in a steady manner with reform at the supply side. As a key platform for investment and trade and an essential part of modern service industry, the exhibition industry played an active role in servicing national master strategy while presenting many new development trends.

I. Development Trend of China's Exhibition Industry

In 2016, the exhibition industry was featured with “less exhibitions, but larger exhibition area”. Incomplete statistics shows that a total of 3054 exhibitions were staged in 2016, with 2590 on economy and trade, covering a total of 82 million m², 22 less than 2015 but an increase of 3.26 million m² in size with a growth rate of about 4%. The exhibition sector displayed the following features in 2016:

1. With greater attention from central and local government, the exhibition industry enjoyed more optimal development environment.

Ever since the State Council issued *Several Opinions on Further Promoting the Reform and Development of Exhibition Industry* in April 2015, the central and local government introduced a series of pragmatic and effective measures which constantly optimized the development environment of exhibition industry. On one hand, from central government perspective, in a bid to better implement the policies by the State Council, the Ministry of Commerce took the lead in establishing ministerial joint meeting mechanism to facilitate the development of exhibition industry. To strengthen supervision and offer better service for the exhibition sector, it also released *Reporting System for Statistical Monitoring of the Exhibition Industry* in December 2016 which will play a key role to further improve the statistical monitoring system, conduct statistical work in a more scientific and efficient manner and provide scientific evidence for the healthy development of the industry. On the other hand, different local governments introduced a series of policies and measures to encourage and support the development of exhibition industry from the perspectives of finance, taxation, talents and land and thus created very healthy development environment for exhibition industry.

2. The exhibition events were more brand-oriented with higher operational quality.

After entering into the 21st century, under the strong support of the government and with a more liberalized exhibition market, China's exhibition industry displayed a good momentum of fast increase of the exhibition quantity and scale. However, faced with continued bleakness of global investment and trade and the slowing down

of Chinese economy, China's exhibition industry has also entered into the new phase characterized by “structural adjustment, quality and efficiency improvement and brand development”. In terms of the overall development trend in 2016, the exhibitions on economy and trade witnessed slight drop in quantity, but steady increase in exhibition area which means greater average scale and brand influence. For example, the number of overseas purchasers at the 120th China Import and Export Fair saw recovered growth with its transaction volume back to be stable. The number of participating countries and foreign delegations and the new products launched for the first time worldwide all hit record high at the 18th China Hi-Tech Fair.

3. The scale of outbound exhibitions turned bigger with the market along the “One Belt, One Road” getting the new hit.

The year of 2016 witnessed a recovery of outbound exhibition market with an overall increase of the numbers of destination countries, projects, exhibition area and exhibiting enterprises. According to incomplete statistics, a total of 97 exhibition organizations organized overseas tours for 1492 exhibition events in 63 countries, a year-on-year growth of 7%; the exhibition area 835,000 m², a y-o-y increase of 14%; and the exhibiting enterprises 58,400, an increase of 12%. In terms of the exhibition regions, Asia was still the major market in 2016 which held 32.3% of the exhibition projects, covering 31.4% of the total exhibition area. What's worth mentioning is that ushered by the “One Belt, One Road” initiative, it turned out a new hit to hold exhibitions in the countries and regions along the initiative. Statistics shows that as of December, 2016, 83 exhibition organizers held 602 exhibitions in 32 countries in the region, accounting for 42.2% of the total with 83 more than 2015. The total exhibition area covered 302,000 m², accounting for 39.7% of the total, with an increase of 73,000 m² compared with the previous year and the exhibitors 20,000, 37.4% with 4000 more.

4. Internet brought about new dynamics for the future development of exhibition industry.

Exhibition industry has turned out the “precedence sector” as to the impact from internet as the facilitating platform for investment and trade. In recent years, there not only emerged internet companies which focused on exhibition businesses, some traditional internet companies also began to do businesses in this sector. For example, in September 2016, O2O2O business platform jointly developed by Alibaba and UBM had its debut at the SIGN CHINA 2016 which triggered great interest from the industry. The marriage of the two giants, one in e-commerce and the other in exhibition, will definitely inject new dynamism for the future development of the exhibition industry by integrating online and offline resources.

II. Development Outlook of China's Exhibition Industry in 2017

Though the world economy will be confronted with great uncertainties in 2017, China will also embrace unprecedented challenges for its reform and development. In the second year of China's 13th Five-Year-Plan period, as different reform measures will be further put into place, China is likely to see a recovery of its domestic macro economy with more stabilized market expectation. The exhibition industry is expected to continue the development



in a stable manner and present new features in the context of supply side reform and the “One Belt, One Road” initiative.

1. Domestic exhibition industry is expected to maintain the steady growth momentum.

On one hand, as a very important platform for investment and trade, the exhibition industry can not only facilitate the growth of industries and consumption, it also serves as the locomotive driving the development of accommodation and catering, transportation and logistics, advertisement and communication and tourism and shopping of the host cities as key component of high-end modern service industry. Thus, more and more cities began to pay attention to the development of the exhibition industry. On the other, the strategic policies of reform at the supply side and “internet+” will bring about new driving force for social and economic development and thus create new opportunities for the sustained development of exhibition industry.

2. Countries and regions along the “One Belt, One Road” will continue to be the key destinations for outbound exhibitions.

While the world political and economic scenario is getting increasingly complicated and global trade protectionism reared its head again, China put forward the ambitious “One Belt, One Road” initiative in a bid to better promote global economic development. To implement the initiative, we need the exhibition industry to act as the platform to boost regional trade, investment and cooperation. Thus, there are more opportunities to develop the exhibition industry in the countries along the Road with better policy support; therefore, in 2017, the countries and regions along Road are expected to be the key destinations for outbound exhibition events.

3. Exhibition projects M&A will be the “new normal” for the exhibition industry.

Exhibition projects M&A is the internal market law for the development of exhibition industry, and a must-go road for China to develop itself into a power in this sector. Therefore, in a fairly long period of time in the future, exhibition projects M&A will be the “new normal” which can further enhance the organizational level of the sector. In particular, as more domestic exhibition companies got listed in the stock market, they boast stronger capital competency which enables a reversal of the traditional pattern of foreign M&A. China's domestic exhibition companies are expected to come to the forefront for international M&A.

4. Regional imbalance is likely to be further exacerbated.

After 10 years of development, for China's exhibition industry, there emerged a distribution pattern featuring four major areas of “Beijing-Tianjin-Hebei Province”, “Yangtze River Delta”, “Pearl River Delta” and “Sichuan, Shaanxi and Chongqing”, neighboring regions of China-ASEAN Expo, China-Eurasia Expo and China-Northeast Asia Expo and other hot but scattered destination cities. The neighboring regions of three major Expos will see stable development in the future as directed by the national strategies as a result of the special political, economic and social functions of the Expos. However, the exhibition industry in other regions will see constant adjustment due to such different factors as policy, venue and market. Regional imbalance will thus be further exacerbated.

Chapter II Overview of Domestic Exhibition Market in 2016

Preface

Offering a pool of information on the exhibition industry in 30 provinces & autonomous regions & municipalities and 108 cities in China, this chapter is equipped with data collected from members under the umbrella of domestic media outlets in the country (internet and printed media) by Dec. 31st, 2016. As some organizers disseminate one exhibition with different names to facilitate the exhibition solicitation, the report conducts consolidated statistics to several similar industry exhibitions of the same organizer held at the same time and place so as to more accurately reflect the quantity scale of national exhibitions.

Table 2-1 List of Provinces & Autonomous Regions & Municipalities Covered in the Report

Anhui	Guizhou	Hunan	Ningxia	Sichuan
Beijing	Hainan	Jilin	Qinghai	Tianjin
Fujian	Hebei	Jiangsu	Shandong	Xinjiang
Guangdong	Heilongjiang	Liaoning	Shaanxi	Zhejiang
Guangxi	Hubei	Inner Mongolia	Shanghai	Chongqing
Gansu	Henan	Jiangxi	Shanxi	Yunnan

It depicted a comprehensive picture of the exhibition sector in China covering full information of the exhibitions and fairs on trade, personnel recruitment and commodity sales held in major exhibition cities, the data of other genres of exhibitions held in specialized exhibition venues and that of the exhibition venues and organizers. Comprehensive though it is, it still failed to track the details of every genre of exhibition nationwide. “Nationwide” referred hereinafter

Table 2-2 List of Cities Covered in the Report

Anping	Chongqing	Guangzhou	Hohhot	Kunshan	Nanchang	Renqiu	Suzhou	Urumchi	Yiwu
Bengbu	Chifeng	Guichi	Huizhou	Laiwu	Nanjing	Rizhao	Suifenhe	Wuxi	Yinchuan
Baotou	Cixi	Guiyang	Jinan	Laizhou	Nanning	Sanmenxia	Taizhou	Wuhu	Yongkang
Beijing	Dalian	Guilin	Jiamusi	Lanzhou	Ningbo	Shantou	Taiyuan	Huhan	Yuyao
Haozhou	Dongguan	Harbin	Jiaxing	Langfang	Ningde	Shanghai	Tai'an	Xi'an	Zhangzhou
Cangzhou	Dongguang	Haikou	Jinzhou	Lianyungang	Ninghai	Shaoxing	Taizhou	Xining	Zhengzhou
Changchun	Dongying	Haining	Jingdezhen	Linyi	Panjin	Shenzhen	Tangshan	Xiamen	Zhongshan
Changsha	Erdos	Handan	Jiuquan	Liuzhou	Qiqihar	Shenyang	Tianjin	Xuzhou	Zhuhai
Changzhou	Faku	Hangzhou	Kashgar	Luoyang	Qingdao	Shijiazhuang	Weihai	Yantai	Zibo
Chenzhou	Fuzhou	Hefei	Karamay	Mianyang	Qufu	Shouguang	Weifang	Yancheng	
Chengdu	Fuyang	Heze	Kunming	Mudanjiang	Quanzhou	Shunde	Wenzhou	Yangzhou	

only means the 30 provinces & autonomous regions & municipalities and 108 cities. The statistic herein is only limited to the data accessible.

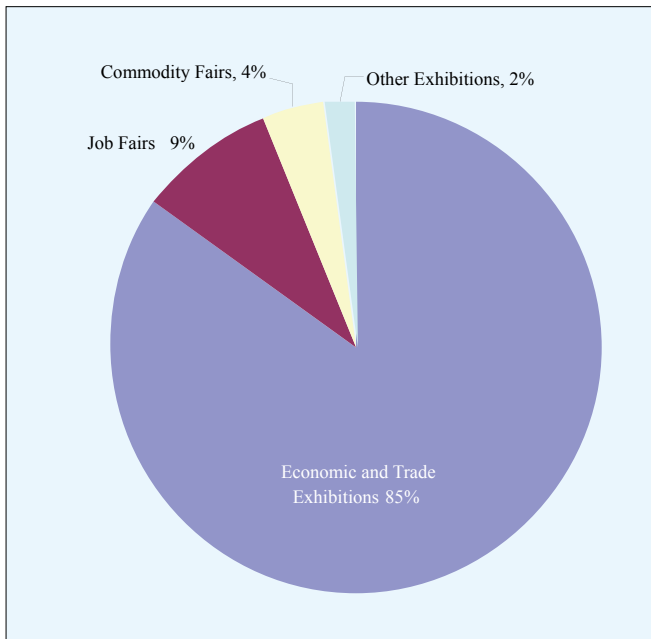


Figure 2-1 Distribution of Various Genres of Exhibitions Nationwide in 2016

Statistics show that a total of 3054 exhibitions were held across China in 2016 with 2835 exhibitions taking an area of 84.45 million m² calculated based on the data accessible which led to an estimated area of 91 million m² for national total. There were 3024 exhibitions of known genres, among which, economic and trade exhibitions totaled 2590, occupying 85% of known-genre exhibitions; job fairs 274, 9%; commodity fairs 106, 4%; and 54 exhibitions of other genres such as art shows, celebrations and events which accounted for 2% of the known-genre ones.

As the key to local exhibition economy, economic and trade exhibitions contributed the most to boosting local economy and thus were better positioned to give an accurate picture of the development of local exhibition market. Therefore, the statistical analysis hereinafter is only made on economic and trade exhibitions and

“exhibitions” referred to below are only limited to economic and trade exhibitions.

Statistics show that China held a total of 2590 exhibitions in 2016, 22 less than that of 2015, first decrease in exhibition quantity since 2012. Based on the information collected for 2529 exhibitions on exhibition area which covered 80.11 million m², the overall exhibition area across China was estimated to be about 82 million m², a growth of 4% than 2015. The decrease in exhibition quantity and increase in exhibition area indicated a growing trend of scale expansion. After an increase in 2015, China’s exhibition market stepped into the stage of deep adjustment once again in 2016.

Section I. Geographical Distribution of Exhibitions

In terms of geographical distribution, East China took the lead with clear advantages. In 2016, East China held a total of 1007 exhibitions, occupying 39% of the national total, followed by North China and South China with 459 and 382 exhibitions held, accounting for 18% and 15% respectively. Central China, Southwest China, Northeast China and Northwest China held fewer exhibitions, among which, Northwest held the fewest, occupying only 4% of the total.

The geographical distribution of exhibition quantity shared the same trend with that of 2015. North China, Northeast China

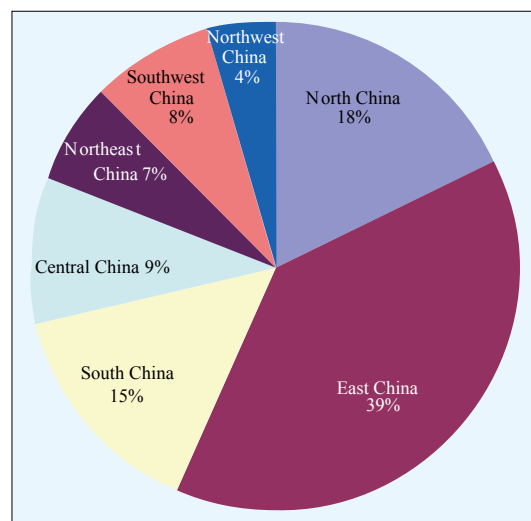


Figure 2-2 Geographical Distribution of Exhibitions by Quantity in 2016

and Southwest China witnessed a slight increase of share in national total; East China, South China and Northwest China remained unchanged; while Central China registered a slowdown trend.

In terms of exhibition area, in 2016, East China was the region with the largest exhibition area with a total of 32.61 million m², 4.19 million m² more than that of 2015, at a growth rate of 14.7%; South China covered a total area of 15.75 million m² and North China 10.7 million m², each equal to that of 2015.

In 2016, the total exhibition area in East China took up about 41% of the known total, up by 4%; South China occupied 20%, 1% lower than that of 2015; North China accounted for 13%, 2% lower than that of 2015; Central China 8%, 3% lower. As an inevitable result of the growth in exhibition quantity, East China enjoyed the largest increase in exhibition area.

In terms of the average scale of exhibitions, exhibitions in East China covered an average scale of 32,000 m², South China 41,200 m², and North China 23,300 m².

A comprehensive view of such two indicators as exhibition quantity and scale in various regions showed that East China held overwhelming superiority from the perspective of the total quantity, with the most exhibitions and the largest exhibition scales. In terms of the average scale of exhibitions, however, South China was even better. In addition, despite the fact that North China had 77 more exhibitions than South China, the former had 5.05 million m² less than South China in the total exhibition quantity, which indicated that the average scale of exhibitions in North China was much less than that of South China.

1.1 Provincial Distribution

Statistical analysis of the exhibitions held in provinces & municipalities revealed that Shanghai, Guangdong and Beijing had the largest number of exhibitions in 2016, among which, each held 390, 344 and 264 exhibitions, taking up 15%, 13% and 10% of the national total respectively. The three strong exhibition provinces (municipalities) held a total of 998 exhibitions, taking 38% of the total. In spite of a 1% decrease from the previous year,

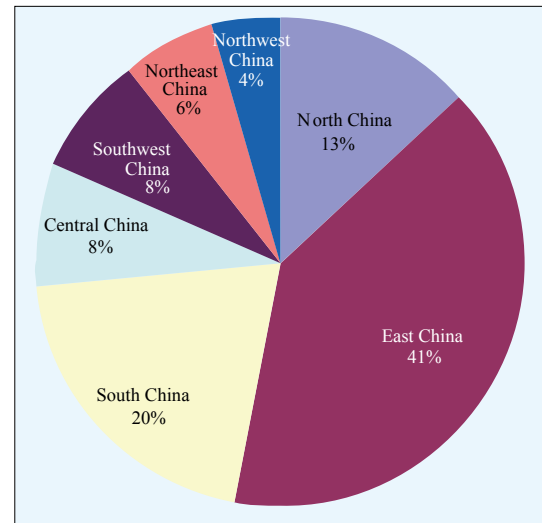


Figure 2-3 Geographical Distribution of Exhibitions by Area in 2016

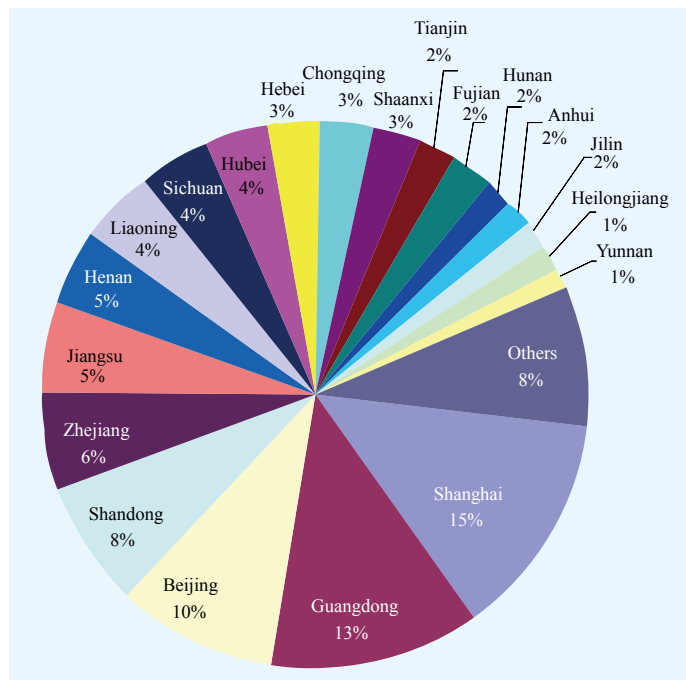


Figure 2-4 Provincial Distribution of National Exhibition

it's clear that Beijing, Shanghai and Guangdong (province) still enjoyed the agglomerate of exhibitions.

According to statistics, in 2016, 7 provinces & municipalities including Shanghai, Guangdong, Beijing, Shandong, Zhejiang, Jiangsu and Henan held more than 100 exhibitions each and 1612 in total which took up 62% of national share; 14 provinces & municipalities held a total of 816 exhibitions with 30-100 for each of them, taking 31% of national total and 9 provinces held less than 30 each with 162 in total or 7% of national share.

Among the provinces (municipalities) above, Shanghai, Shandong, Zhejiang, Jiangsu, Sichuan and Chongqing enjoyed an increase in exhibition quantity from the previous year; while Guangdong, Beijing, Hebei and Tianjin suffered a decrease by 2, 16, 7 and 18 respectively. The statistics showed the development of exhibition industry in Beijing-Tianjin-Hebei region was in desperate need of clear guidance to adjust structures and inject fresh impetus.

In terms of the total area, Shanghai, Guangdong province and Shandong province respectively ranked the top three, with an area of 15.72 million m², 14.90 million m² and 6.32 million m² in 2016 which accounted for 20%, 19% and 8% of national total respectively. Shanghai overtook Guangdong, ranking the first from the previous year's second place. Shandong province squeezed into top three, overtaking Beijing, which was down to the fourth.

In 2016, the exhibition area

of Shanghai, Guangdong and Shandong totalled 15.83 million m², 15.45 million m², and 6.3 million m², accounting for 20%, 19% and 8% of national total.

Table 2-3 List of Provinces & Municipalities Holding More than 50 Exhibitions in 2016

No.	Provinces & Municipalities	Quantity
1	Shanghai	390
2	Guangdong	344
3	Beijing	264
4	Shandong	215
5	Zhejiang	150
6	Jiangsu	143
7	Henan	106
8	Liaoning	96
9	Sichuan	88
10	Hebei	83
11	Hubei	82
12	Chongqing	65
13	Shaanxi	63
14	Fujian	56
15	Tianjin	50

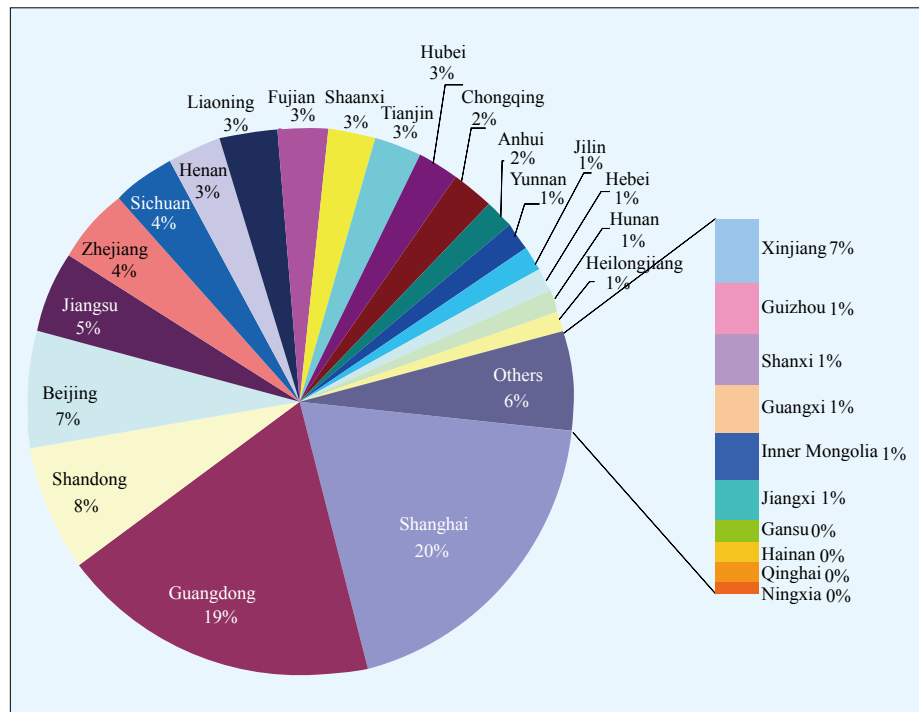


Figure 2-5 Provincial Distribution of National Exhibition Area in 2016

Similar to the previous year, only Shanghai and Guangdong each exceeded 10 million m² in the total exhibition area nationwide and continued to rank the top two with little difference between the two; though ranking the third, Shandong province still had a large gap with Shanghai and Guangdong, only accounting for 39.8% of the former and 40.7% of the later in terms of the exhibition area.

The total exhibition area of Jiangsu and Zhejiang exceeded 3 million with 4.02 million m² and 3.61 million m² respectively, hitting another high since its first surpass in 2015. The 6 provinces & municipalities with the largest exhibition area enjoyed a sum of 51.06 million m², taking 62% of the national total; 14 provinces and municipalities had an exhibition area of 1-3 million m² each and 25.54 million m² in total or 32% of national share; 10 an exhibition area of less than 1 million m² each, 4.52 million m² in total or 6% of national share. 3 provinces, less than 1 million m² of exhibition area in 2015, exceeded 1 million m² in 2016, showcasing the speeding up pace of provinces with backward exhibition markets.

In 2016, Shanghai as the only municipality with an increase of more than 1 million m² in exhibition area registered an increase of 1.85 million. Shaanxi, Chongqing and Guangdong enjoyed an increase of 0.83 million m², 0.57 million m² and 0.11 million m², while Beijing suffered a decline of 1.68 million m².

1.2 City Distribution

In terms of exhibition quantity, Shanghai, Beijing, Guangzhou, Shenzhen and Zhengzhou ranked the top five, the same to that of the previous year.

Shanghai held a total of 390 exhibitions, up by 8; Beijing a total of 264 exhibitions, with 16 less than that in 2015; Guangzhou a total of 201, up by 4; Shenzhen and Zhengzhou each registered 97 exhibitions, with 3 less and 1 less than that in 2015.

Shanghai, Beijing and Guangzhou enjoyed a total exhibition of 855, taking 33% of the national total, serving as China's most important exhibition cities; especially Shanghai taking a leading position. As the key exhibition cities in the Pearl River Delta, Guangzhou and Shenzhen took the lead with a total 298 exhibitions, accounting for 87% of the 344 exhibitions held in Guangdong.

In terms of the exhibitions share taken by various cities, Shanghai accounted for 15% of the national total, equal to that in 2015; Beijing occupied 10% of the total, 1% lower than that in the previous year; Guangzhou took up 8%, equal to that in the previous year.

Table 2-4 List of Provinces & Municipalities with an Exhibition Area of More than 1 million m² in 2016

No.	Provinces & Municipalities	Total Area (10,000 m ²)
1	Shanghai	1583
2	Guangdong	1545
3	Shandong	630
4	Beijing	586
5	Jiangsu	402
6	Zhejiang	361
7	Sichuan	290
8	Henan	280
9	Liaoning	263
10	Fujian	237
11	Chongqing	210
12	Shaanxi	206
13	Hubei	202
14	Tianjin	188
15	Yunnan	123
16	Anhui	121
17	Heilongjiang	115
18	Jilin	110
19	Hebei	105
20	Hunan	104

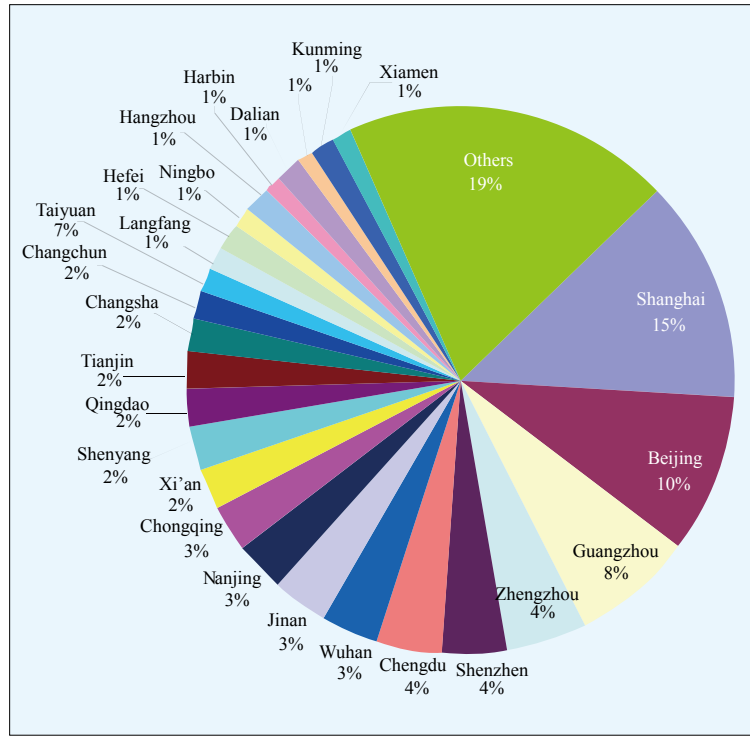
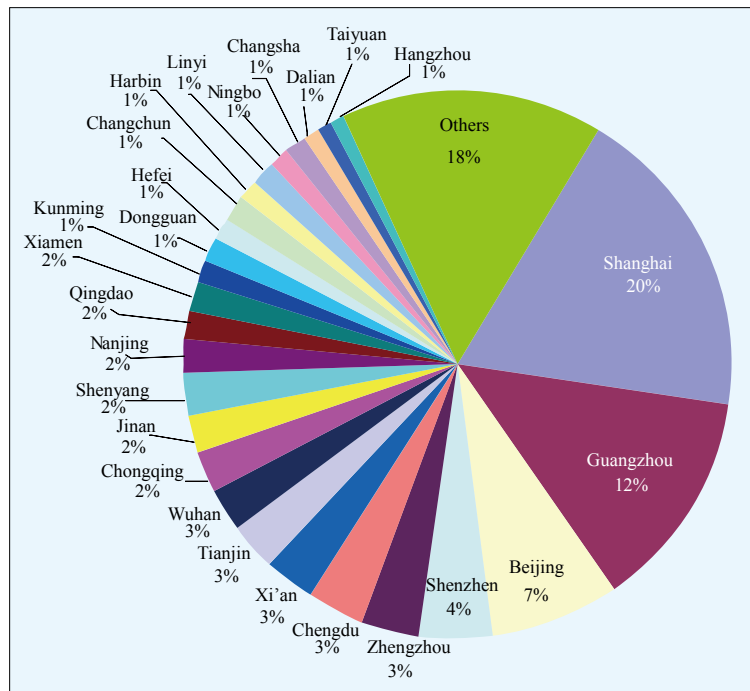
Table 2-5 List of Cities Holding More than 50 Exhibitions in 2016

No.	City	Quantity
1	Shanghai	390
2	Beijing	264
3	Guangzhou	201
4	Zhengzhou	97
5	Shenzhen	97
6	Chengdu	85
7	Wuhan	84
8	Jinan	76
9	Nanjing	67
10	Chongqing	65
11	Xi'an	62
12	Shenyang	58
13	Qingdao	55
14	Tianjin	50

14 cities held more than 50 exhibitions each in 2016 with a total of 1653 exhibitions or 64% of the national total, the same to that in 2015. On the whole, exhibition cities enjoyed a stable distribution pattern. However, it's worth noting that Beijing, Wuhan, Jinan, Tianjin and Nanjing suffered a decrease of more than 10 exhibitions.

In terms of total area, Shanghai topped the nation with 15.83 million m² in 2016 which accounted for 20% of national total. Guangzhou came at the second with 9.86 million m² or 12% of national total and Beijing the third with 5.86 million m² or 7% of national total.

Shanghai, Guangzhou and Beijing each occupied an average exhibition area of 40,000 m², 49,000 m² and 24,000 m². As Beijing was limited in its capacity to hold large-scale exhibitions due to exhibition scale limits, medium and small-scale brand exhibitions became the most popular.


Figure 2-6 City Distribution of National Exhibition Quantity in 2016

Figure 2-7 City Distribution of National Exhibition Area in 2016

In 2016, 10 cities across the country each embraced a total exhibition area of more than 2 million m^2 , up by 1 than that in 2015, accounting for 62% of the total. Xi'an and Chongqing first joined the list of cities with more than 2 million m^2 , while Jinan fell out of the list with a total exhibition area of 1.97 million m^2 due to a 0.2 million decrease. In 2016, 21 cities each held exhibitions with an area of more than 1 million m^2 annually which totalled 64.05 million m^2 and accounted for 80% of the national total, up by 4 than that in 2015.

Section II. Scale Distribution

Exhibition scale is an important criterion to evaluate the exhibition value and status with such indicators as exhibition area, exhibitor quantity and visitor quantity and this report will adopt the exhibition area to measure the national exhibition scale in 2016 with such five categories as less than 10,000 m^2 , 10,000-30,000 m^2 , 30,000-50,000 m^2 , 50,000-100,000 m^2 and more than 100,000 m^2 .

About 70% of the exhibitions in 2016 each took an area of 10,000 to 50,000 m^2 , among which the small-scale exhibitions with an area of 10,000 to 30,000 m^2 dominated the market. There were 1,310 exhibitions with areas of 10,000-30,000 m^2 and 482 exhibitions with areas of 30,000-50,000 m^2 , respectively occupying 52% and 19% in total.

Table 2-6 List of Cities Holding Exhibitions of More than 1 million m^2 in 2016

No.	City	Area (10,000 m^2)
1	Shanghai	1583
2	Guangzhou	986
3	Beijing	586
4	Shenzhen	352
5	Chengdu	275
6	Zhengzhou	265
7	Xi'an	214
8	Tianjin	188
9	Wuhan	212
10	Chongqing	210
11	Jinan	197
12	Shenyang	182
13	Nanjing	169
14	Qingdao	139
15	Xiamen	121
16	Kunming	116
17	Dongguan	116
18	Linyi	116
19	Hefei	111
20	Changchun	110
21	Harbin	101

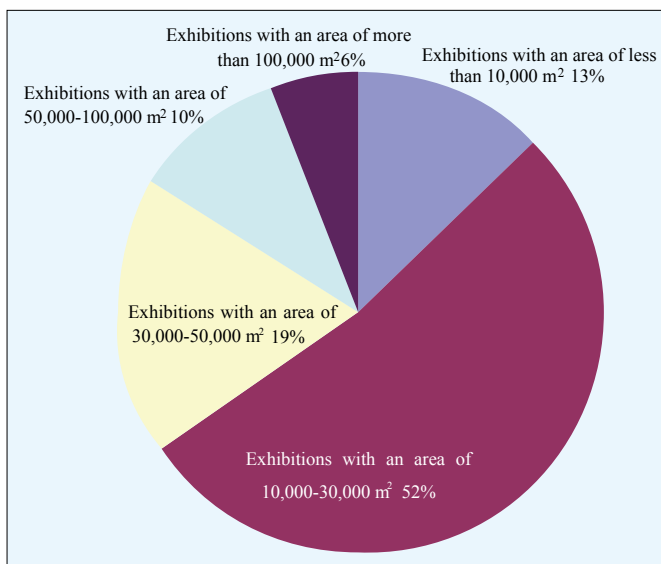


Figure 2-8 National Scale Distribution in 2016 (Quantity)

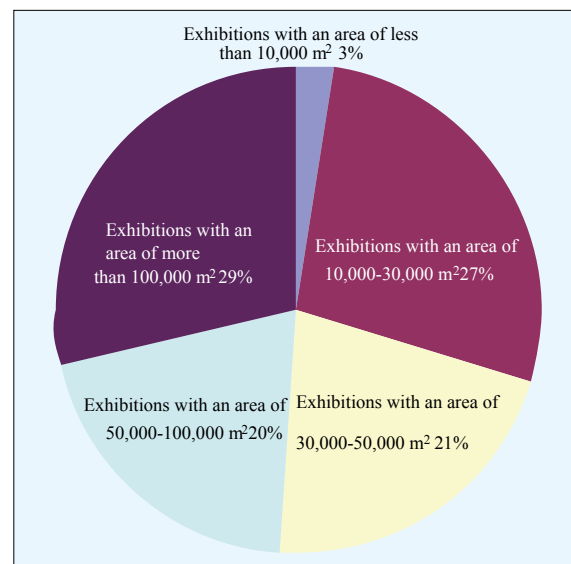


Figure 2-9 National Scale Distribution in 2016 (Area)

A comparison of data of 2015 revealed that exhibitions in 2016 witnessed the expansion in scale. The number of exhibitions covering less than 10,000 m² decreased by 364 or 14% in 2016, and that of any other exhibition scale presented a trend of increase, among which, those covering 30,000-50,000 m² increased by 180 or 7%, the largest increase in all exhibition scales.

From the perspective of the total exhibition area of various scales, the total area of exhibitions covering less than 10,000 m² registered a small share with 3%, and that of other four genres shared a similar percentage, among which, those covering 10,000-30,000 m² had a total area of 21.6 million m², taking 27% of the known total; those covering 30,000-50,000 occupied 16.82 million m², or 21% of the total; those covering 50,000-100,000 took up 16.27 million m², or 20% of the total; those covering more than 100,000 took about 23.41 million m², 29% of the total.

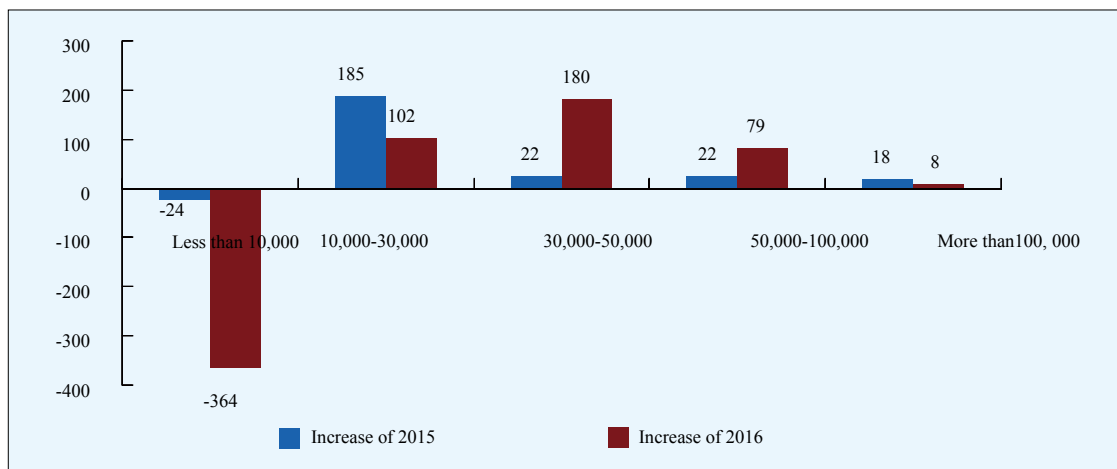


Figure 2-10 Changes in the Area of National Exhibitions with Different Scales in 2014-2016

The average scale of exhibitions is measured by the average area of exhibitions held throughout China as the statistical indicator. We carry out the statistical work by pooling exhibition information about cities with standard scale or above (holding 20 exhibitions or above per year) only.

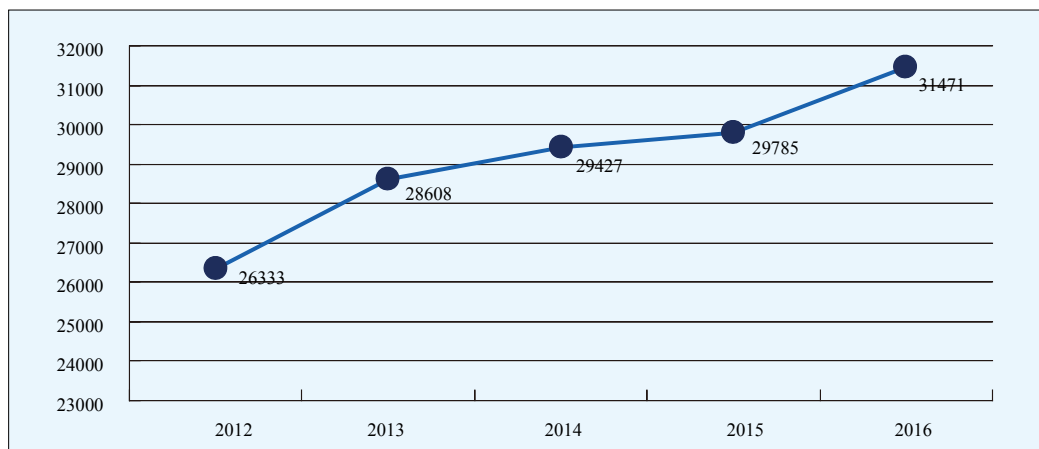


Figure 2-11 Average Exhibition Scale of Cities above Scale (2012-2016)

In 2016, there were 32 exhibition cities with standard scale or above which held 2262 economic and trade exhibitions in total, 20 less than that the previous year, occupying an aggregated area of 71.19 million m², up by 3.22 million m², with an average exhibition scale (exhibition area) of 31,471 m². It increased by 1686 m² from the previous year with a growth rate of 5.7%. Despite the fact that the exhibition quantity suffered a decrease in cities with standard scale or above, the average area presented a trend of increase for its fifth consecutive year since 2012, bringing a significant increase in the average scale.

Among the cities with standard scale or above, 3 cities including Guangzhou, Tianjin and Shanghai registered an average area of more than 40,000 m²; 10 cities including Urumchi, Shenzhen, Xi'an, Kunming, Xiamen, Linyi, Chengdu, Chongqing, Shenyang and Suzhou occupied an average area of 30,000-40,000 m²; another 10 cities including Hefei, Harbin, Guiyang, Changchun, Zhengzhou, Jinan, Ningbo, Wuhan, Qingdao and Nanjing covered an average area of 25,000-30,000 m².

A comparison of data of 2015 revealed that the cities with standard scale or above decreased by 1 which is Dongguan. It can be concluded based on the comparison of exhibition average scale that the cities with an average area of over 25,000 m² changed. Although Beijing failed to remain an average area of more than 25,000 m² in 2016, 5 new cities including Urumchi, Harbin, Shenyang, Ningbo and Zhengzhou were included in the List of Cities Holding Exhibitions with an Average Area of 25,000 m². A comparison of data of 2015 showed that certain changes occurred in the exhibition average scale of cities with standard scale or above, among which, Guangzhou, Xiamen and Shenzhen suffered a significant decrease in average scale, while Shanghai and Tianjin enjoyed a remarkable increase. The simultaneous increase of 3 indicators including exhibition quantity, total area and average scale in Shanghai indicated that new large-scale exhibitions concentrated in Shanghai. Tianjin's decrease in exhibition quantity but increase in average scale revealed that the development of exhibition market focused on drawing the attention of large-scale exhibitions with moderate screening to give up low-quality exhibitions strategically.

Table 2-7 List of Cities Holding Exhibitions with an Average Area of 25,000 m² in 2016

No.	City	Average Area (10,000 m ²)
1	Guangzhou	49048
2	Tianjin	42480
3	Shanghai	40296
4	Urumchi	37160
5	Shenzhen	36237
6	Xi'an	34442
7	Kunming	33984
8	Xiamen	33722
9	Linyi	33670
10	Chengdu	32322
11	Chongqing	32114
12	Shenyang	31343
13	Suzhou	30014
14	Hefei	29322
15	Harbin	28960
16	Guiyang	27764
17	Changchun	27486
18	Zhengzhou	27279
19	Jinan	25974
20	Ningbo	25476
21	Wuhan	25231
22	Qingdao	25216
23	Nanjing	25149

Section III. Industrial Distribution

The exhibitions covered such five major categories as heavy industry, light industry, agriculture, service industry and special exhibitions. In terms of the exhibition quantity of various industries, they ranked like below: light industry exhibitions > service industry exhibitions > heavy industry exhibitions > agriculture exhibitions > special exhibitions; while from the perspective of total area of various industries, they ranked like below: light industry exhibitions > heavy industry exhibitions > service industry exhibitions > special exhibitions > agriculture exhibitions, consistent with the exhibition structures in 2015.

A total of 2590 exhibitions were held in 2016 throughout the country. Among the 2578 categorized exhibitions, light industry exhibitions took the lead in both quantity and size with 1104 exhibitions, taking about 42.8% of the national total. They covered a total area of 34.19 million m², and took 41.9% of national total. The 612 service exhibitions and 604 heavy industry exhibitions occupied 23.7% and 23.4% in quantity of national categorized exhibitions, but the latter had a total area of 23.44 million m², occupying 28.8% of national categorized total, while the former had a total area of 14.29 million m², occupying 17.6%. The 160 agriculture exhibitions and 98 special exhibitions accounted for 6.3% and 3.8% of the national total but the latter had a total exhibition area of 5.57 million m², occupying 6.8% of the national total, while the former had a total area of 4.02 million m², occupying 4.9%.

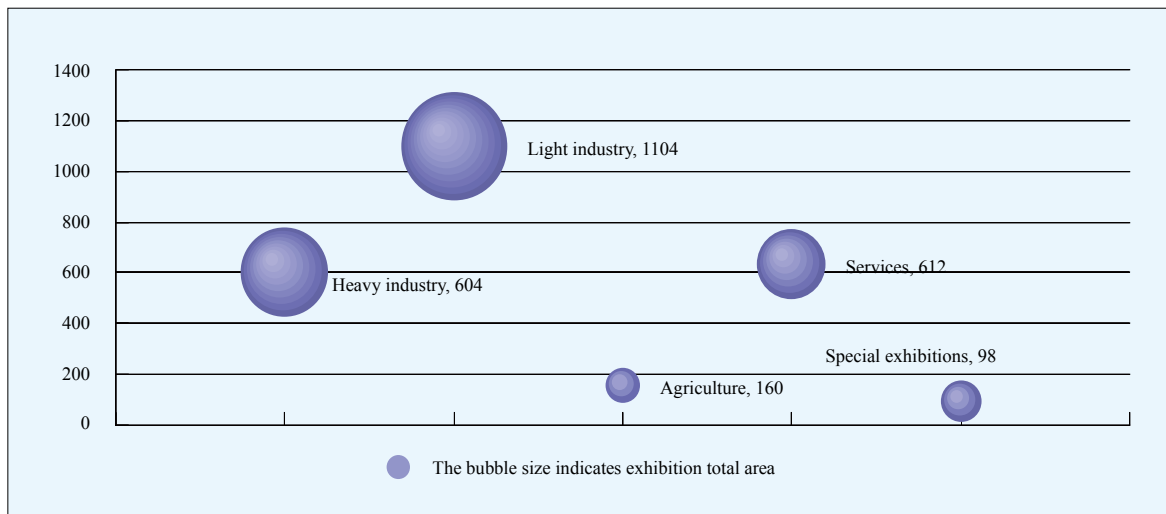


Figure 2-12 Industry Distribution in 2016

Figure 2-12 reflects the difference in quantity of various sectors and the bubble size represents the area scale. We can learn that despite the approximate quantity, heavy industry exhibitions had larger total area than services exhibitions. This is also the case of special exhibitions and agriculture exhibitions.

There were 69 less light industry exhibitions in 2016 with the total area decreased by 0.16 million m². The total number of the exhibitions in service industry decreased by 15, but its total size increased by 1.43 million m² compared with 2015. The exhibition quantity and total size in heavy industry increased by 8 and 1.51 million m²

compared with 2015. The total quantity of special exhibitions increased by 1 with the total area up by 0.28 million m². There were 36 more agriculture exhibitions with the total area increased by 1.75 million m². Although agriculture exhibitions suffered a decrease of exhibition area in 2015, it continued to keep a growth trend of about 1 million m² each year since 2012.

Light industry exhibitions can be divided into 28 industry segments. The exhibition on “food/drinks/tobacco/wine” was the largest category in terms of the exhibition quantity, followed by “glasses/jewelry/horologe” which ranked the second. Exhibitions on “furniture /woodworking/ machinery”, “furniture /woodworking/ machinery” and “consumer goods” ranked the third, fourth and fifth respectively.

There staged a total of 228 exhibitions on “food/drinks/tobacco/wine” in 2016, 99 on “glasses/ Jewelry/Horologe”, 76 on “building materials”, and 64 on “furniture /woodworking/ machinery”, which was 30, 9, 3 and 6 less than 2015. The number of the exhibitions on “consumer goods”, “packaging/paper/printing” and “gifts/household products” increased by 6, 4 and 3 respectively than 2015 and their ranking was also higher by 3. “Beauty/hairdressing” and “advertising/photographic equipment” were included into the top 10 for the first time, ranking 8th and 9th with 44 and 46 exhibitions respectively.

In terms of exhibition area, the total

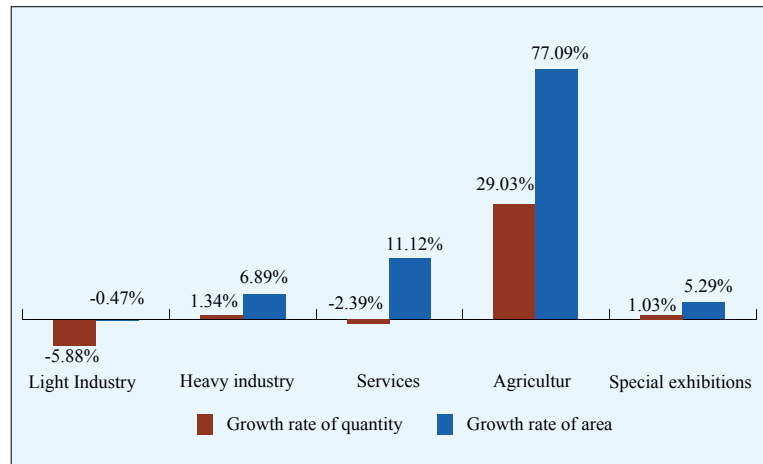


Figure 2-13 Changes in Industrial Distribution during 2015-2016

Table 2-8 10 Light Industry Segments (Quantity) in 2016

No.	Industry Segments	Quantity
1	Food/Drinks/ Tobacco /Wine	228
2	Glasses/ Jewellery/Horologe	99
3	Construction Material	76
4	Furniture /Woodworking/ Machinery	63
5	Consumer Goods	56
6	Packaging/Paper/Printing	54
7	Gifts/ Household Products	50
8	Beauty/ Hairdressing	46
9	Advertising/ Photographic Equipment	44
10	Toy/Maternal & Children Supplies	43

Table 2-9 10 Light Industry Segments (Area) in 2016

No.	Industry Segments	Area (10,000 m ²)
1	Food/Drinks/ Tobacco /Wine	5654647
2	Furniture /Woodworking/ Machinery	4518804
3	Construction Material	3252525
4	Textile Industry	1731732
5	Gifts/ Household Products	1623580
6	Glasses/ Jewellery/Horologe	1548629
7	Beauty/ Hairdressing	1416870
8	Packaging/Paper/Printing	1350948
9	Toy/Maternal & Children Supplies	1319000
10	Advertising/ Photographic Equipment	1266729

area of exhibitions on “food/drinks/tobacco/wine” was 5.65 million m², the largest in exhibition area. It had been the sector with the largest total exhibition area among light industry segments for three consecutive years. It's followed by exhibitions on “furniture /woodworking/machinery”, which ranked the second with the total area of 4.52 million m². Exhibitions on “building materials” ranked the third with 3.25 million m².

A comparison of data of 2015 revealed that the total area of exhibitions on “food/drinks/tobacco/wine” decreased by 0.12 million m². The total area of exhibitions on “furniture /woodworking/machinery” increased by 0.44 million m² or 11%, witnessing a remarkable increase after a short decrease since 2014. The exhibitions on “building materials” registered an increase of 50,000 m² in the total area, with a growth rate of 2%.

Heavy industry exhibitions can be

divided into 16 industry segments, among which, exhibitions on “automobile industry” was the biggest category of heavy industry for exhibition quantity with 193 exhibitions. The number of exhibitions on “electronics and automation” was 77, ranking the second. And that of exhibitions on “industrial equipment maintenance” was 49, ranking the third.

A comparison of data of 2015 showed that the number of exhibitions on “automobile industry” increased by 17, reversing the downward trend since 2013; that of exhibitions on “electronics and automation” increased by 49 or 10.5% and those on “industrial equipment maintenance” up by 5 or 9.3%.

In terms of exhibition area, the total area of exhibitions on “automobile industry” was 11.13 million m² in 2016, an increase of 1.1 million m². It kept the position as the sector with the largest exhibition area in heavy industry segments since 2012. That of the exhibitions on “electronics and automation” was 2.31 million m² in 2016, with a reduction of 0.12 million m². This was the reduction for the first time after the continuous increase since 2013, but it still ranked the second. That of the exhibitions on “industrial equipment maintenance” was 1.62 million m² in 2016, with a decrease of 50,000 m². The exhibition area for “machine toll mould”, “construction engineering/machinery”, “chemical/petrochemical” and “IT/communication” exhibitions all witnessed increase compared with 2015.

Table 2-10 10 Heavy Industry Segments (Quantity) in 2016

No.	Industry Segments	Quantity
1	Automobile Industry	193
2	Electronics/ Automation	77
3	Industrial Equipment Maintenance	49
4	Construction/Machinery	45
5	Electric Power Energy	43
6	Machine Tool /Mould	40
7	Chemical/Petrochemical Products	31
8	IT/Communication	29
9	Casting Metallurgy Welding	23
10	Stone Mining Equipment	21

Table 2-11 10 Heavy Industry Segments (Area) in 2016

No.	Industry Segments	Area (10,000 m ²)
1	Automobile Industry	11127294
2	Electronics and Automation	2309845
3	Industrial Equipment Maintenance	1615204
4	Machine Tool/Mould	1579070
5	Construction/ Machinery	1463760
6	Electric Power Energy	1161650
7	Stone Mining Equipment	815300
8	Casting/Metallurgy/Welding	814900
9	Chemicals/Petrochemicals	792670
10	IT/Communication	701971

Service industry exhibitions can be divided into 15 industry segments. In terms of exhibition quantity, exhibitions on “leisure/fashion/art” (175) and exhibitions on “medicine/health care” (127) were the two sectors with the biggest exhibition numbers among service industry segment. The exhibition quantity of the 10 major service industry segments is shown in Table 2-12.

There were 175 exhibitions on “leisure/fashion/art” in 2016, though 30 less than that of 2015, remaining the position as the biggest category for exhibition quantity, It’s followed by 127 exhibitions on “medicine/health care”, 18 less than that of 2015, ranking as the second biggest category for exhibition quantity, and 58 exhibitions on “finance/insurance/property”, equivalent to that of 2015, checking the downward trend since 2013 and still ranking the third in terms of exhibition quantity.

In terms of exhibition area, the total area of exhibitions on “leisure/fashion/art” was about 3.88 million m² in 2016, though an decrease of 0.48 million m² than 2015, keeping its position as the largest exhibition area in service industry segment since 2012. The total area of exhibitions on “medicine/health care” was 3.17 million m² in 2016, an increase of 20,000 m² than 2015, ranking the second and maintaining its growth trend since 2012. Exhibitions on “finance/insurance/property”, which ranked the third in 2015, was replaced by exhibitions on “safe-guarding/anti-counterfeiting” in 2016 with a total area of 1.27 million m². It can be seen that China is attaching greater importance to safe-guarding and anti-counterfeiting and enterprises’ awareness on quality guarantee and product protection is constantly strengthened, where exhibitions play a crucial role as the platform.

A comparison of exhibition quantity of 2015 revealed that service industry segments tended to enjoy a balanced development with an increase of exhibition quantity in all the other sectors in 2016. Compared with the exhibition quantity and area of service industry segments in 2015, the number of exhibitions in some sectors decreased in 2016, but the exhibition area increased, among which, large-scale exhibitions were becoming the mainstream.

Table 2-12 10 Service Industry Segments (Quantity) in 2016

No.	Industry Segments	Quantity
1	Leisure/Fashion/Art	175
2	Medicine/Health Care	127
3	Finance/Insurance/Property	58
4	Safe-Guarding/Anti-Counterfeiting	49
5	Environmental Protection	37
6	Franchise	35
7	Education/Training/Employment	31
8	Transport/Logistics	28
9	Hotel Facility	20
10	Public Service	17

Table 2-13 10 Service Industry Segments (Area) in 2016

No.	Industry Segments	Area (10,000 m ²)
1	Leisure/Fashion/Art	3877297
2	Medicine/Health Care	3166770
3	Safe-Guarding/Anti-Counterfeiting	1269392
4	Finance/Insurance/Property	1115998
5	Hotel Facility	880637
6	Environmental Protection	852603
7	Transport/Logistics	794025
8	Education/Training/Employment	587539
9	Franchise	554391
10	Public Service	365457

Section IV. Overview of Exhibition Organizers

Statistics show that China held a total of 2590 economic and trade exhibitions in 2016. Based on the statistics accessible, 2583 of them had information on exhibition organizers. Thereby, “exhibition organizer market” referred to hereinafter is only limited to the 2583 exhibition organizers above.

1. Genres of Exhibition Organizers

The exhibition organizers of domestic exhibitions can be categorized into such three genres as enterprises, industrial associations, government departments and agencies. Most of the exhibitions in China were held by government departments, industrial associations and exhibition organiser enterprises, or co-organized by industrial associations and exhibition enterprises.

Exhibition enterprises continued to take the lead in organizing exhibitions in 2016, facilitated by industrial associations. 1447 enterprises were involved as exhibition organizers, 121 more than that in 2015 with a growth rate of 9%, among which, domestic enterprises took up 97% of the total with 1406 organizers, Hong Kong, Macao and Taiwan enterprises and foreign-funded enterprises altogether accounted for 3% with 18 organizers for the latter and 23 organizers for the former. Of the exhibition organizers, industrial associations totalled 863, among which, there were 856 domestic industrial associations and 7 Hong Kong, Macao and Taiwan industrial associations; there were 151 government agencies, 9 more than that in 2015.

2. Major Exhibition Enterprises

10 domestic exhibition enterprises in 2016 held more than 10 exhibitions. Only 1 domestic enterprise held more than 15 exhibitions in 2016. In terms of the exhibition quantity, Shenzhen Huajuchen Industry Co., Ltd ranked No. 1, holding a total of 18 exhibitions, followed by Shanghai Qishun Exhibition Service Co., Ltd with 13 exhibitions and Shanghai UBM Sinoexpo International Exhibition Co., Ltd with 12.

In terms of the exhibition area, China International Exhibition Center Group Corporation topped the list with a total exhibition area of 1.81 million m², followed by China Foreign Trade Guangzhou Exhibition Corporation with 1.51 million m², and Shanghai UBM Sinoexpo International Exhibition Co., Ltd with 1.13 million m².

Table 2-14 showcases the domestic organizations with more than 10 exhibitions covering over 100,000 million m² in 2016.

No.	Company / Group	Quantity	Area (m ²)
1	Shenzhen Huajuchen Industry Co., Ltd.	18	432000
2	Shanghai Qishun Exhibition Service Co., Ltd	13	132100
3	Shanghai UBM Sinoexpo International Exhibition Co., Ltd.	12	1127000
4	Head Office of China Foreign Trade Guangzhou Exhibition Corporation	11	1511980
5	Guangzhou Huaya Exhibition Service Co., Ltd.	11	308000
6	Zhenwei Exhibitions Group	11	289370
7	Shanghai Golden Commercial Exhibition Co., Ltd.	11	162779
8	Haiming International Exhibition Group	10	241350
9	Changsha Renchuang Exhibition Service Co., Ltd.	10	187520
10	Changchun Weida Exhibition Service Co., Ltd.	10	165522

Of the foreign-funded exhibition organizers, Reed Exhibitions Group held the most exhibitions in 2016 with a total of 15, followed by VNU Exhibitions Asia with 10 and Messe Düsseldorf Shanghai Ltd. with 9.

In terms of the exhibition area, Reed Exhibitions Group took the lead with 1.08 million m², followed by Messe Frankfurt (HK) Ltd with 0.75 million m² and MMI-ZM Trade Fairs (Shanghai) Co., Ltd. with 0.58 million m².

Table 2-15 List of Major Foreign-funded Exhibition Organizers in 2016

No.	Company / Group	Quantity	Area (m ²)
1	Reed Exhibitions	15	1008000
2	VNU Asia Exhibition Group Shanghai Wanyao Qilong Exhibition Co., Ltd.	10	367500
3	Messe Düsseldorf China Ltd.	9	397700
4	Hannover Fairs (Shanghai) Ltd.	8	508000
5	Messe Frankfurt Exhibition Gmbh (Hong Kong)	6	753500
6	MMI-ZM Trade Fairs (Shanghai) Co., Ltd.	5	578000
7	Messe Frankfurt Exhibition Gmbh (Shanghai)	5	165100
8	UBM Asia Limited	4	239238
9	MMI-ZM Trade Fairs (Shanghai) Co., Ltd.	3	118500

3. Scale Distribution

The scale of exhibition organizers embodies in such aspects as total exhibition quantity and total exhibition area.

In terms of the exhibition quantity, the average quantity of exhibitions held by organizers increased, showcasing the growing exhibition-hosting capacity. In 2016, 877 exhibition organizers or 60% of national total held only one exhibition event each, with a decrease of 11%; 282 or 20% of exhibition organizers held 2 exhibitions each, with an increase of 5%; 176 or 12% of national organizers held 3-4 exhibitions each, with 4% increased; 104 or 8% held 5 exhibitions each, with 4% increased.

In terms of the total exhibition area, most of the exhibition organizers had a low hosting capacity. In 2016, 876 exhibition organizers nationwide held exhibitions with a total area of less than 30,000 m² each, taking about 60% of the national total; 186 organizers held exhibitions covering an area of 30,000-50,000 m², occupying 13%; 169 with an area of 50,000-100,000 m², accounting for 12%; 216 with an area of more than 100,000 m², taking up 15%.

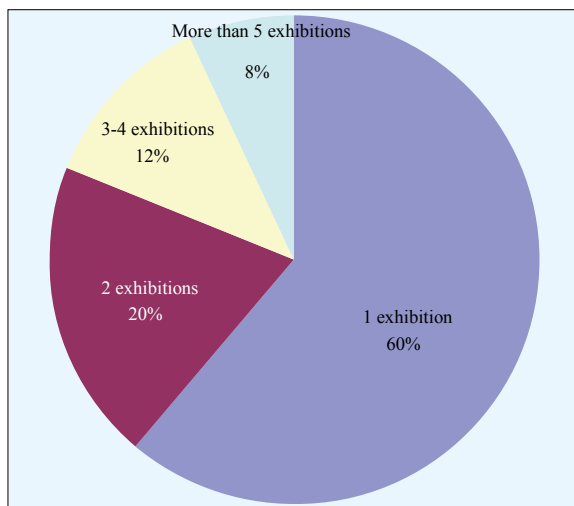


Figure 2-14 Exhibition Quantity Distribution of National Exhibition Organizers in 2016

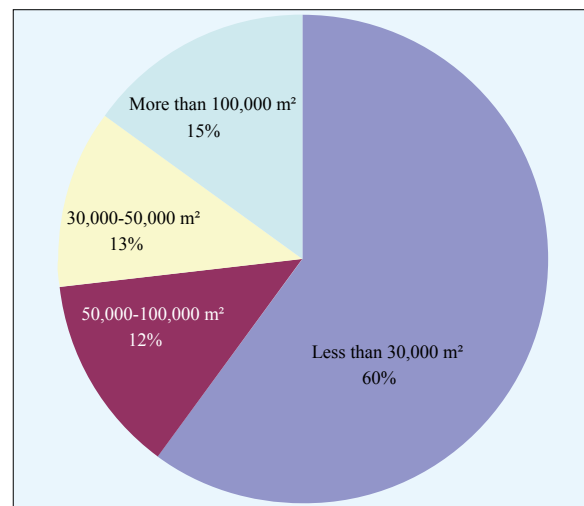


Figure 2-15 Exhibition Area Distribution of National Exhibition Organizers in 2016

Chapter III

Overview of Exhibition Venue Market in China's Mainland 2016

According to incomplete statistics, in 2016, 2590 economic and trade exhibitions held nationwide covered 189 exhibition venues. According to the statistical standard on exhibition venue market from UFI, exhibition venues accommodating more than 2 economic and trade exhibitions with a rentable area of no less than 5000 m² are selected for statistics and analysis.

Therefore, China's exhibition venue market defined in this report includes 156 exhibition venues, 20 more than 2015, with an indoor rentable area of about 8.23 million m² (up by 1.76 million m² over 2015). The average size of new exhibition venues is relatively large. The number and area changes of exhibition venues nationwide from 2014 to 2016 are shown in Figure 3-1.

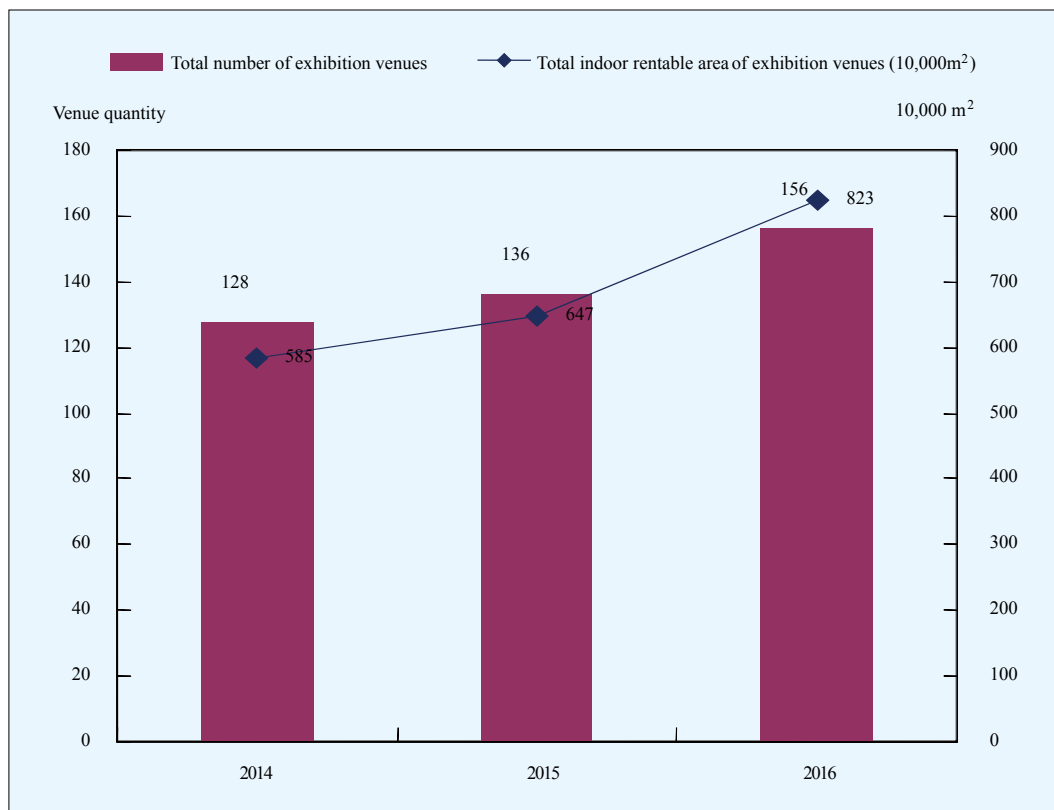


Figure 3-1 Changes in the Quantity and Area of Exhibition Venue in 2014-2016

Section I. Provinces

In terms of quantity, Shandong Province has the most exhibition venues with 27 exhibition venues or 14% of the national total; Guangdong Province ranks the second with 20 exhibition venues, about 11% of the national total; Zhejiang Province ranks the third with 18 exhibition venues, about 10% of the national total, followed by Jiangsu, Shanghai and Beijing. It is noteworthy that, in 2016, the number of exhibition venues in Shandong Province increased by 14 from 2015, making it the first in quantity from the third in 2005 and changing the absolute predominance of quantity and scale in the Pearl River Delta and the Yangtze River Delta. The number of exhibition venues in Zhejiang Province increased by 5 over the previous year, and Guangdong increased by 6.

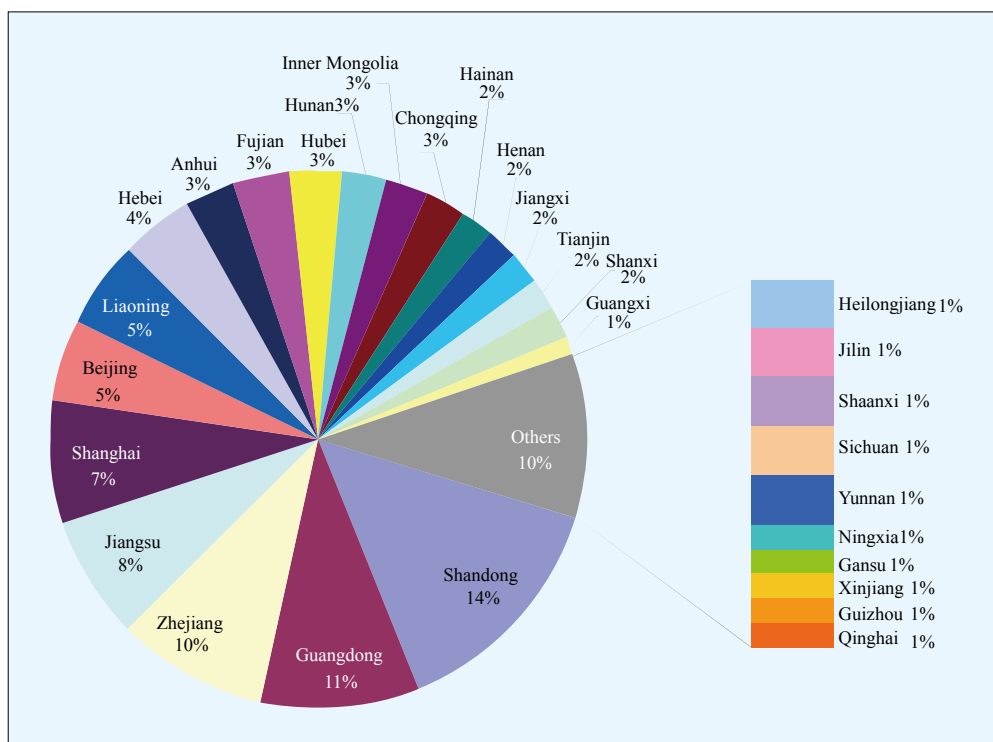


Figure 3-2 Provincial Quantity Proportion of National Exhibition Venues in 2016

In terms of the provincial distribution of exhibition venues, as shown in Figure 3-3, Shandong, Zhejiang, Guangdong, Jiangsu, Shanghai, Beijing and Hebei all have more than 10 exhibition venues, adding up to 112 or 59% of the national total; 6 provinces & municipalities with between 5 and 9 exhibition venues, adding up to 36 or 19% of the national total; 9 provinces & municipalities with between 3 and 4 exhibition venues, adding up to 28 or 15% of the national total; 11 provinces & municipalities with 2 or less than 2 exhibition venues, adding up to 13 or 7% of the national total.

In terms of the total indoor rentable area of the exhibition venues, as shown in Figure 3-4, Guangdong Province ranks the first with 1.34 million m^2 in total which is 33,000 m^2 more than 2015, taking 15% of the national total; Shandong Province comes at the second with 1.06 million m^2 in total which is 590,000 m^2 more than 2015, taking

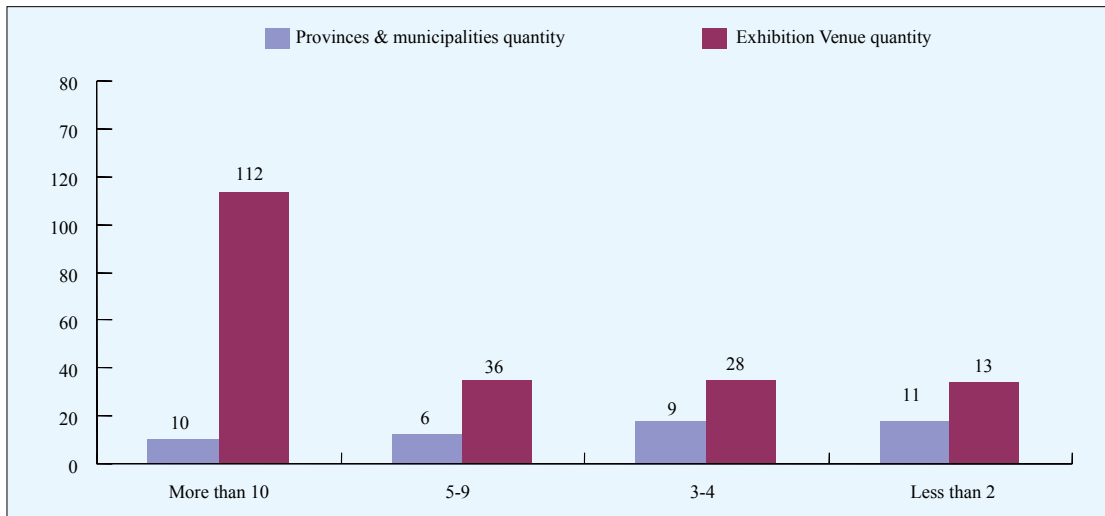


Figure 3-3 Provincial Quantity Proportion of National Exhibition Venues in 2016

12% of national share; Shanghai the third with 860,000 m², 9% of the national total; Jiangsu and Zhejiang the fourth both with 730,000 m², both taking 8% of national share.

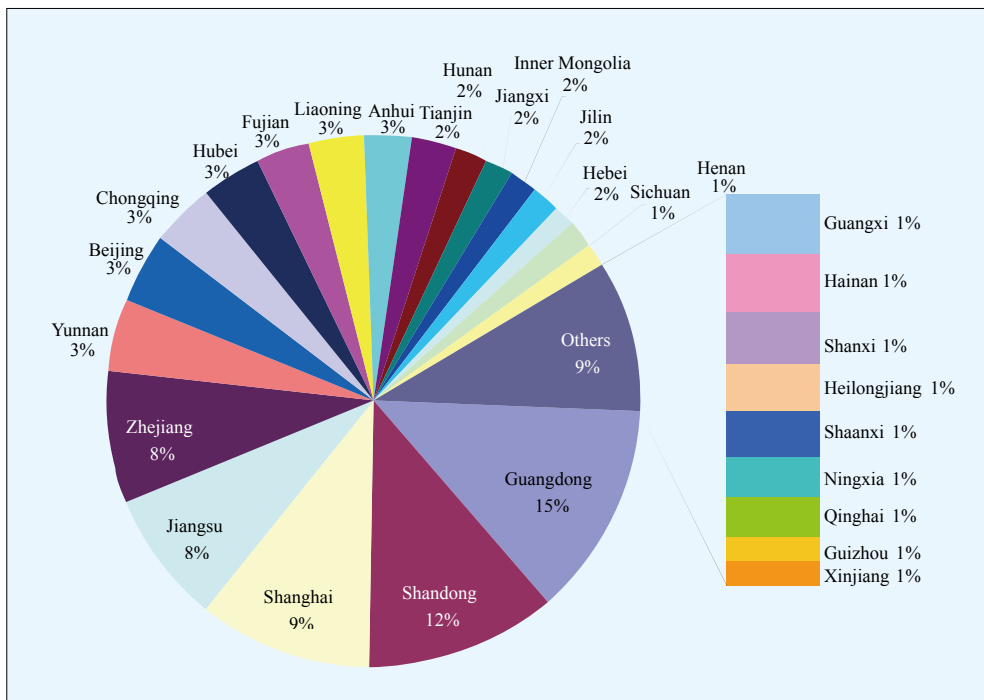


Figure 3-4 Provincial Area Proportion of National Exhibition Venues in 2016

Generally, as shown in Figure 3-5, there are 6 provinces & municipalities (Guangdong, Shandong, Shanghai, Jiangsu, Zhejiang and Beijing) with rentable total area of more than 0.4 million m², adding up to 5.13 million m² or

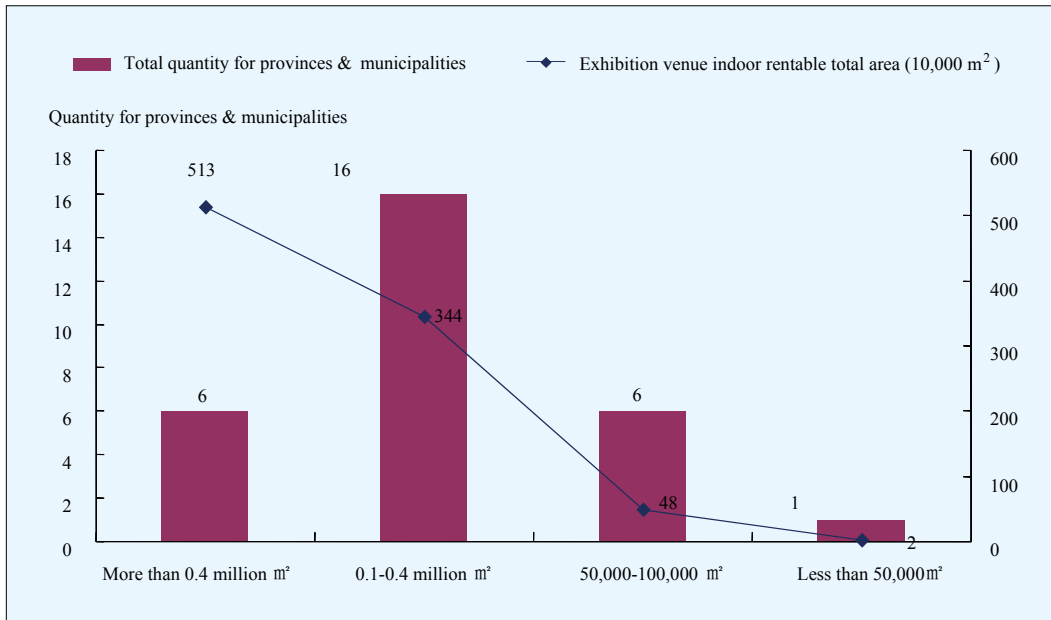


Figure 3-5 Provincial Distribution of National Exhibition Venue Area in 2016

56% of the national total; 16 provinces & municipalities with rentable total area of 0.1-0.4 million m², adding up to 3.44 million m² or 38% of the national total; 6 provinces & municipalities with rentable total area of 50,000-100,000 m², adding up to 0.48 million m² or 45% of the national total; and 1 province with rentable total area of less than 50,000 m², adding up to 20,000 m² or 1% of the national total. Provinces & Municipalities with exhibition venue total indoor rentable area of over 200,000 m² in 2016 are shown in Table 3-1.

Compared with the previous year, Shandong Province has the largest increase in quantity and indoor rentable area of exhibition venues. And Shanghai, Jiangsu, Zhejiang, Beijing, Liaoning, Anhui and Tianjin have also seen increases.

No.	Provinces & Municipalities	Quantity	Total Indoor Rentable Area(10,000 m ²)
1	Guangdong	20	136
2	Shandong	27	107
3	Shanghai	11	86
4	Jiangsu	16	73
5	Zhejiang	18	73
6	Beijing	10	40
7	Yunnan	2	36
8	Chongqing	5	34
9	Fujian	6	30
10	Anhui	6	27
11	Liaoning	9	27
12	Hubei	3	25
13	Tianjin	3	23

Table 3-1 List of Provinces & Municipalities with Exhibition Venue Total Indoor Rentable Area of over 200,000 m² in 2016

Section II. Cities

In terms of quantity, as shown in Figure 3-6, there are 6 cities with more than 4 exhibition venues. Shanghai ranks the first with 11 exhibition venues; Beijing the second with 10; Hangzhou the third, all with 5. There are 3 cities (Guangzhou, Shenyang, and Chongqing) with 5 exhibition venues. 2 cities, including Changsha and Weifang, have 4 exhibition venues. 13 cities, including Dalian, Haikou and Hefei, have 3 exhibition venues. 17 cities, including Changchun, Changzhou and Dongguan, have 2 exhibition venues. And 66 cities including Baotou, Bengbu and Cangzhou, have only 1.

In terms of area, as shown in Figure 3-7, Shanghai ranks the first with 860,000 m², accounting for 9% of national total; Guangzhou the second with 660,000 m², 7% of national total; and Beijing the third with 400,000 m², 4% of national total.

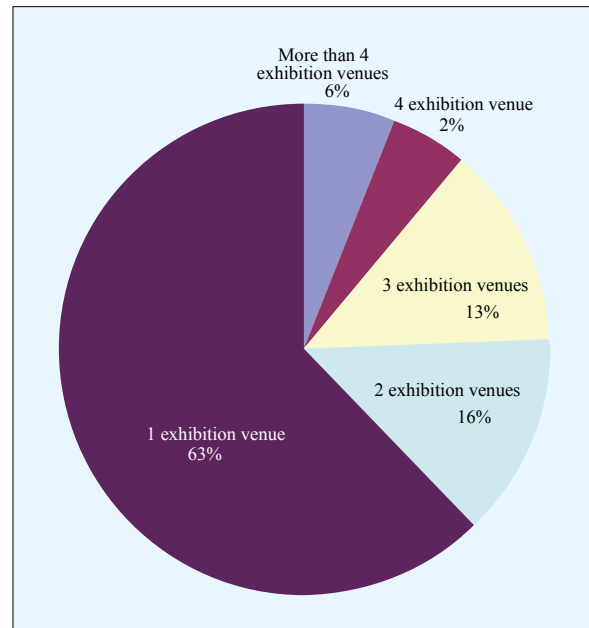


Figure 3-6 City Quantity Distribution of National Exhibition Venues in 2016

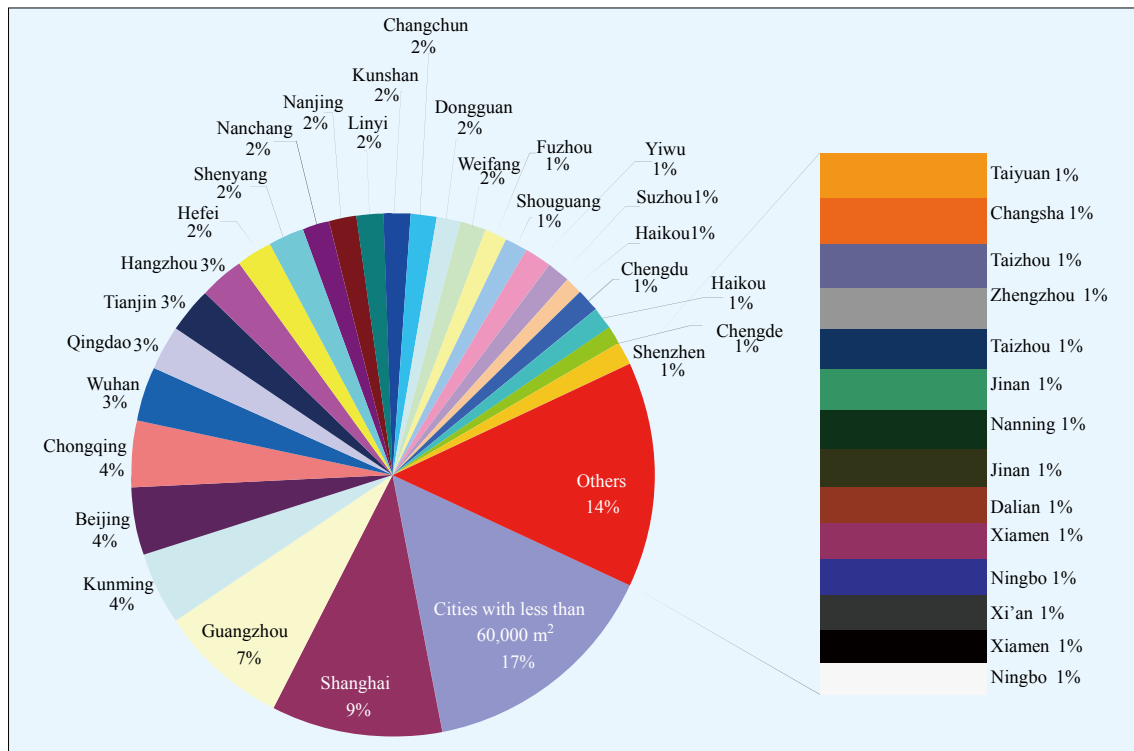


Figure 3-7 City Area Proportion of National Exhibition Venues in 2016

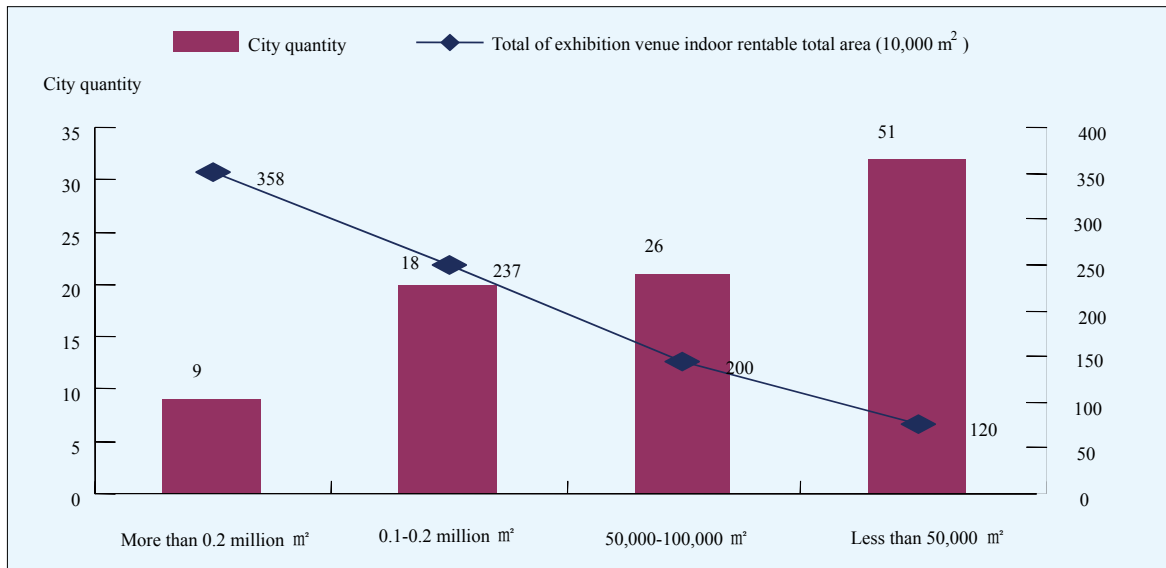


Figure 3-8 City Area Distribution of National Exhibition Venues in 2016

As shown in Figure 3-8, there are 9 cities (Shanghai, Guangzhou, Kunming, Beijing, Chongqing, Wuhan, Shenzhen and Tianjin) with rentable area of more than 0.2 million m², adding up to 3.58 million m² or 39% of national total; 18 cities, including Hefei and Shenyang, with rentable area of 0.1-0.2 million m², adding up to 2.37 million m² or 26% of the national total; 26 cities, including Taizhou and Changzhou, with rentable area of 50,000-100,000 m², adding up to 2 million m² or 22% of the national total; 51 cities, including Shijiazhuang and Hohhot, with rentable area of less than 50,000 m², adding up to 1.2 million m² or 13% of the national total. Cities with exhibition venue indoor rentable area of more than 100,000 m² in 2016 are shown in Table 3-2.

Section III. Scale

According to the classification criterion of UFI, 189 exhibition venues above are classified into

Table3-2 List of Provinces & Municipalities with Exhibition Venue Total Indoor Rentable Area of over 100,000 m² in 2016

City	Quantity	Total Indoor Rentable Area(10,000 m ²)
Shanghai	11	86
Guangzhou	5	66
Beijing	10	40
Kunming	2	36
Chongqing	5	34
Wuhan	3	25
Hangzhou	6	23
Tianjin	3	23
Hefei	3	19
Shenyang	5	18
Nanjing	3	16
Kunshan	3	15
Linyi	3	13
Changsha	4	13
Nanchang	2	13
Changchun	2	13
Dongguan	2	13
Weifang	4	13
Fuzhou	1	12
Yiwu	1	12
Jimo	1	12
Shouguang	1	12
Suzhou	2	11
Qingdao	3	11
Chengdu	1	11
Shunde	3	10

5,000 - 19,999 m², 20,000 - 49,999 m², 50,000 - 99,999 m² and 100,000 m².

In terms of quantity, as shown in Figure 3-9, there are 22 exhibition venues with indoor rentable area of more than 100,000 m², up by 9 from last year and accounting for 12% of national total; 41 exhibition venues with indoor rentable area of 50,000 - 100,000 m², 22% of national total; 78 exhibition venues with indoor rentable area of 20,000 - 50,000 m², 41% of national total; 48 exhibition venues with indoor rentable area of 5,000 - 20,000 m², 25% of national total. Same as in 2015, the exhibition venue of 20,000-50,000 m² is the most common type in China's current exhibition venue market. But in 2016, the number of exhibition venues with indoor rentable area of more than 50,000 m² decreased a bit, among which those more than 100,000 m² remained the same with 2015, those with 50,000 - 100,000 m² down by 3 percentage points from 2015. It is evident that exhibition venues are becoming large.

In terms of the area, as shown in 3-10, the total indoor rentable area of the exhibition venues of more than 100,000 m² amounts to 3.43 million m², accounting for 38% of national total; that of the exhibition venues of 50,000-100,000 m² totals 2.75 million m², 30% of national total; that of the exhibition venues of 20,000-50,000 m² totals 2.38 million m², 26% of national total; and that of 5,000-20,000 m² totals 0.57 million m², 6% of national total. It can be concluded that the exhibition venues with more than 100,000 m² account for the largest part in terms of total indoor rentable area in the country.

As for the exhibition venues, the top 3 are still the same as the last year. National Convention and Exhibition Center (Shanghai) is still the biggest exhibition venue in China with a total indoor rentable area of 400,000 m²; China Import and Export Complex the second biggest with 340,000 m²; Dianchi International Convention and Exhibition Center in Kunming the third biggest with 300,000 m². Guangzhou International Sourcing Center, Shanghai New International Expo Center and Chongqing International Expo Center are all the fourth with 200,000 m², and Tianjin Meijiang International Convention and Exhibition Center and Wuhan International Expo Center both the seventh with 150,000m². Exhibition venues with total indoor

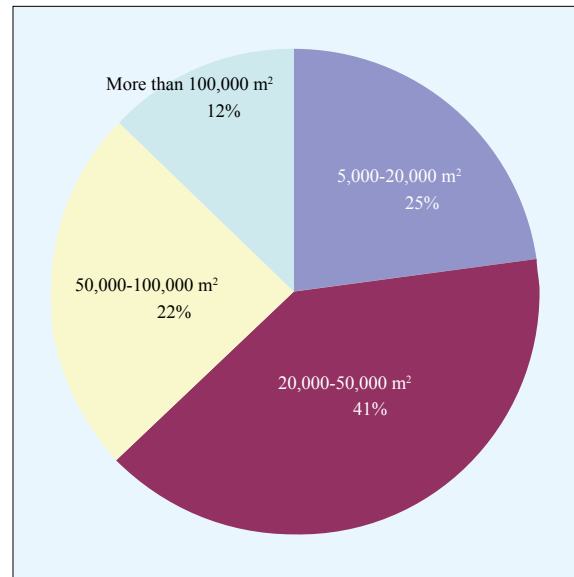


Figure 3-9 Scale Distribution of National Exhibition Venues in 2016 (Quantity)

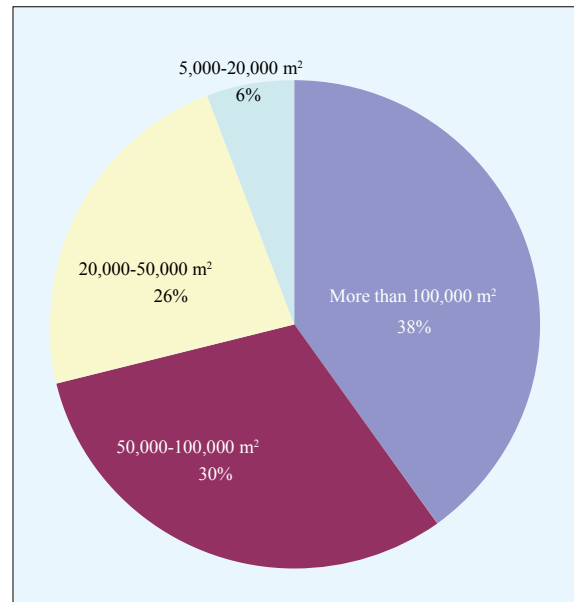


Figure 3-10 Scale Distribution of National Exhibition Venues in 2016 (Area)

rentable area of more than 0.1 million m² in 2016 are shown in Table 3-3.

Table 3-3 List of Exhibition Venues with Total Indoor Rentable Area of More Than 0.1 million m² in 2016

No.	Venue	Indoor Rentable Area (m ²)
1	National Convention and Exhibition Center (Shanghai)	400000
2	China Import and Export Fair Complex	338000
3	Dianchi International Convention and Exhibition Center	300000
4	Guangzhou International Sourcing Centre Co., Ltd.	200000
5	Shanghai New International Expo Center	200000
6	Chongqing International Exhibition Center	200000
7	Wuhan International Expo Center	150000
8	Meijiang Convention and Exhibition Center	150000
9	Hefei Binhu International Convention and Exhibition Center	140000
10	Fuzhou Strait International Convention and Exhibition Center	120000
11	Qingdao International Convention and Exhibition Center	120000
12	Shouguang International Convention Center	120000
13	Yiwu International Expo Center	120000
14	New International Convention & Exposition Center Chengdu Century City	110000
15	China International Exhibition Center (Shunyi)	106800
16	Shenyang International Exhibition Center	105600
17	Shenzhen Convention & Exhibition Center Management Co., Ltd.	105000
18	Guangdong Modern Convention & Exhibition Management Co., Ltd.	100000
19	Changchun International Convention and Exhibition Center	100000
20	Suzhou International Expo Centre	100000

Section IV. Operation Overview-Exhibition Quantity

In terms of the quantity of exhibitions, Shanghai New International Expo Center tops the nation with a total of 136 exhibition events in 2016, 6 more than 2015. Shenzhen Convention & Exhibition Center ranks the second with 96 exhibitions, and China Import and Export Complex the third with 88 exhibitions followed by Shanghai World Expo Exhibition & Convention Center 86 exhibitions and Chengdu Century City New International Exhibition & Convention Center with 84. Exhibition venues hosting more than 40 exhibitions in 2016 are shown in Table 3-4.

Table 3-4 List of Exhibition Venues Hosting More than 40 Exhibitions in 2016

No.	Venue	Area(m ²)	Quantity
1	Shanghai New International Expo Center	200000	136
2	Shenzhen Convention & Exhibition Center Management Co., Ltd.	105000	96
3	China Import and Export Complex	338000	88
4	Shanghai World Expo Exhibition Hall	80000	86
5	New International Convention & Exposition Center Chengdu Century City	110000	84

6	China International Exhibition Center (Sanyuanqiao)	60744	84
7	China National Convention Center	40000	75
8	Guangzhou Poly World Trade Expo	71400	73
9	Zhengzhou International Convention & Exhibition Centre	74000	70
10	Qujiang International Conference & Exhibition Center	64000	57
11	Shanghai Everbright Convention & Exhibition Center	34000	55
12	Jinan International Convention & Exhibition Centre	55000	50
13	Qingdao International Convention and Exhibition Center	55000	48
14	Wuhan International Conference & Exhibition Centre	50000	45
15	National Convention and Exhibition Center (Shanghai)	400000	42
16	Tianjin Meijiang Conference and Exhibition Center	150000	41

As shown in Figure 3-11, in 2016, there are 16 exhibition venues that have held more than 40 exhibitions, accounting for 8% of all exhibition venues, totaling 1130 exhibitions, 44% of the national total. The number of exhibition venues hosting more than 40 exhibitions has decreased by 1 compared with 2015. And the proportion of exhibitions held in these venues among the national total have been down by 1 percentage point compared with 2015. Thus different venues need to further strengthen the concentration of the exhibitions. There are 10 exhibition venues with 30-40 exhibitions, accounting for 5% of all exhibition venues, totaling 345 exhibitions, 15% of the national total; 17 exhibition venues with 20-30 exhibitions, accounting for 12% of all exhibition venues, totaling 393 exhibitions, 15% of the national total; 26 exhibition venues with 10-20 exhibitions, accounting for 13% of all exhibition venues, totaling 365 exhibitions, 13% of the national total; and 120 exhibition venues with less than 10 exhibitions, accounting for 62% of all exhibition venues, totaling 356 exhibitions, 13% of the national total.

Venues with more than 40 exhibitions have held 44 % of the total number. And about 60% venues have held 14% of all exhibitions. It shows that, currently in China, there is large difference in the number of exhibitions among all venues and the phenomenon of accumulated advantage will persist.

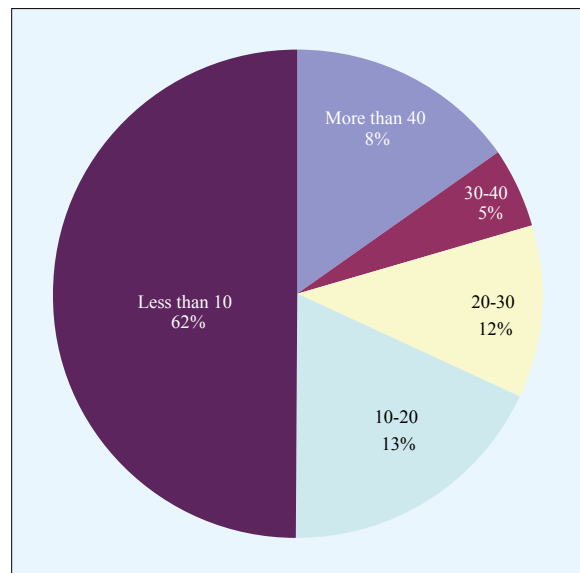


Figure 3-11 Operational Distribution of National Exhibition Venues in 2016 (Exhibition Quantity)

Section V. Operation Overview-Exhibition Area

In terms of the total exhibition area, Shanghai New International Expo Center is the biggest with 7.43 million m² of exhibition area in 2016; China Import and Export Complex the second with 6.80 million m²; and National Convention and Exhibition Center (Shanghai) the third with 4.24million m². Exhibition venues with a total Area of

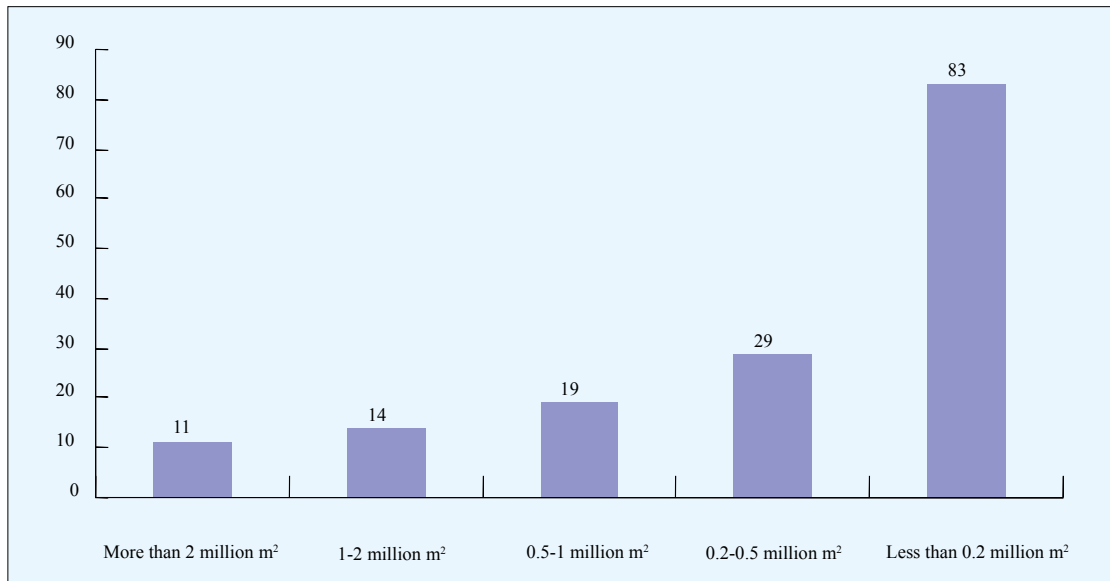
more than 1 million m² in 2016 are shown in Table 3-5.

Table 3-5 List of Exhibition Venues with a Total Area of More Than 1 Million m² in 2016

No.	Venue	Total Area (10,000 m ²)
1	Shanghai New International Expo Center	743
2	China Import and Export Fair Complex	680
3	National Convention and Exhibition Center	424
4	Shenzhen Convention and Exhibition	367
5	New International Convention & Exposition Center Chengdu Century City	271
6	Shanghai World Expo Exhibition Hall	227
7	Guangzhou Poly World Trade Center	221
8	Zhengzhou International Convention and Exhibition Centre	207
9	China International Exhibition Center (Shunyi)	205
10	Qujiang International Conference & Exhibition Center	195
11	Meijiang Convention and Exhibition Center	172
12	Jinan International Convention & Exhibition Center	156
13	Qingdao International Convention & Exhibition Centre	153
14	Shenyang International Exhibition Center	149
15	China International Exhibition Center (Sanyuanqiao)	145
16	China National Convention Center	144
17	Chongqing International Expo Center	134
18	Xiamen International Convention & Exhibition Centre	131
19	Nanjing International Expo Center	124
20	Guangdong Modern International Exhibition Center	121
21	Harbin International Exhibition Center & City Stadium	106
22	Changchun International Convention & Exhibition Centre	101
23	Ningbo International Convention and Exhibition Center	100

As shown in Figure 3-12, in 2016, there are 9 exhibition venues with a total area of more than 2 million m², 42 more than in 2015, accounting for 5% of all exhibition venues, totaling about 33.44 million m², approximately 41% of the national total. Same as the trend of exhibition quantity, concentration of exhibitions is further intensified. There 14 venues with a total area of 1-2 million m², 2 more than in 2015, accounting for 7% of all exhibition venues, totaling about 19.31 million m², approximately 24% of the national total; 20 venues with 0.5 - 1 million m², 2 less than in 2015, accounting for 11% of all exhibition venues, totaling about 13.1 million m², approximately 16% of the national total; 28 venues with 0.2-0.5 million m², 2 less than in 2015, accounting for 19% of all exhibition venues, totaling about 8.79 million m², approximately 11% of the national total; and 118 venues with less than 0.2 million m², 51 more than in 2015, accounting for 62% of all exhibition venues, totaling about 6.65 million m², approximately 8% of the national total.

In 2016, there have been increases in the quantity of venues with total exhibition area of less than 0.2 million m², 1-2 million m² and more than 2 million m². Large-scale exhibitions are concentrating into specific venues, and the disparity of venue operation is growing. The number of disadvantaged venues has increased, and their low utilization



**Figure 3-12 Exhibition Area Distribution of National Exhibition Venues in 2016
(Classification by annual total exhibition area)**

rate has not seen improvement. Therefore, prudent deliberation is needed for the planning of new venues.

Section VI. Operation Overview- Rental Rate

“Rental rate” is usually used to describe the operation of exhibition venues, and the formula to calculate the “rental rate” is as follows:

$$\text{Rental rate} = \frac{\sum \text{Exhibition area} \times \text{Actual rental days}}{\text{Exhibition venue indoor rentable area} \times 365 \text{ days}}$$

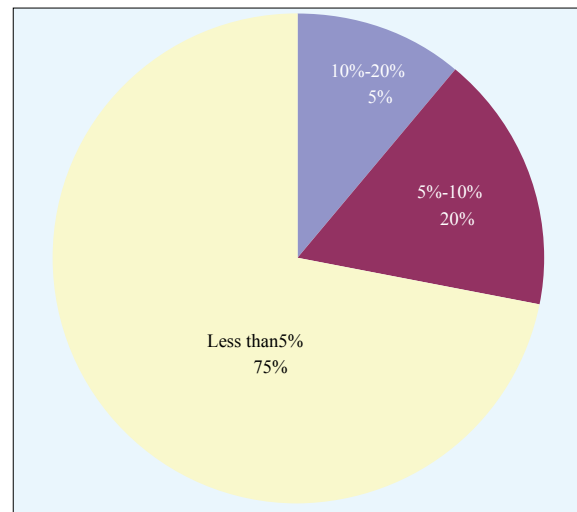
As only economic and trade exhibitions are covered in the Report, the “rental rate” excludes other types of exhibitions such as job fairs, commodity fairs, art shows, celebrations and other events. Therefore, “rental rate” hereinafter is only based on analysis made on exhibition distribution density of exhibition venues in terms of economic and trade exhibitions instead of the actual picture of operation.

Data show that the overall utilization rate of exhibition venues in China is still relatively low. Venues with rental rate of more than 20% in 2016 are shown in Table 3-6. In 2016, Shanghai New International Expo Center was the most utilized with a rental rate of 33.49% followed by Shenzhen Convention & Exhibition Center with 30.89% and Qujiang International Conference and Exhibition Center in Xi’an with 29.98%. On the whole, 42 venues have rental rate of over 30%, accounting for about 1% of all venues; 10 venues with rental rate of 20%-30%, about 7% of all venues; 24 venues with rental rate of 10%-20%, about 16% of all venues; and 115 venues with rental rate of less than 10%, about 76% of all venues.

Table 3-6 List of Exhibition Venues with Rental Rate of More than 20% in 2016

No.	Venue	Renting Rate (%)
1	Shanghai New International Expo Center	33.49%
2	Shenzhen Convention & Exhibition Center	30.89%
3	Qujiang International Conference & Exhibition Center	29.98%
4	Guangzhou Poly World Trade Expo	26.97%
5	Qingdao International Convention and Exhibition Center	26.31%
6	Xi'an Greenland Pico International Convention& Exhibition Center	25.41%
7	New International Convention & Exposition Center Chengdu Century City	25.23%
8	Jinan International Convention & Exhibition Centre	23.98%
9	China National Convention Center	23.01%
10	China Import and Export Complex	21.80%
11	Zhengzhou International Convention & Exhibition Centre	20.92%
12	China International Exhibition Center (Shunyi)	20.24%

As shown in Figure 3-13 and Table 3-7, among the venues with an area of less than 20,000 m², there are 41 venues with rental rate of over 10%, accounting for about 5% of all venues less than 20,000 m²; 4 venues with rental rate of 5%-10%, accounting for about 20% of all venues with less than 20,000 m²; 21 venues with rental rate of less than 5%, about 75% of all venues with less than 20,000 m². Mianyang International Convention & Exhibition Center was on top of the list with 18.93% of rental rate followed by China Blossom City Convention and Exhibition Center in Central China as the second with a rental rate of 8.63%, Hunan Exhibition Hall the third with 6.85% and Qiqihar Convention and Exhibition Center the fourth with 6.27%. As shown in Figure 3-14 and Table 3-8, among the venues with an area of 20,000-50,000 m², there are 2 venues with rental rate of more than 20%, accounting for about 3% of

**Figure 3-13 Renting Rate Distribution of Exhibition Venues with an Area of Less than 20,000 m²****Table 3-7 List of Exhibition Venues with an Area of Less Than 20,000 m² and Rental Rate of More Than 5% in 2016**

No.	Venue	Renting Rate (%)
1	Mianyang International Convention and Exhibition Center	18.93%
2	China Blossom City Convention and Exhibition Center in Central China	8.63%
3	Hunan Exhibition Hall	6.85%
4	Qiqihar International Convention and Exhibition Center	6.27%
5	Shanghai International Sourcing Promotion Center	5.39%

the total of this group; 7 venues with rental rate of 10%-20%, about 10% of the total of this group; and 47 venues with rental rate of less than 10%, about 87% of the total of this group. Xi'an Greenland Pico International Convention & Exhibition Center ranked top with 25.41% of rental rate, followed by China National Convention Center with 23.01% and Xinjiang International Convention and Exhibition Center with 15.19%.

As shown in Figure 3-15 and Table 3-9, among the venues with an area of 50,000-100,000 m², there are 5 venues with rental rate of more than 20%, accounting for about 6% of the total of this group; 10 venues with rental rate of 10%-20%, about 13% of the total of this group; and 25 venues with rental rate of less than 10%,

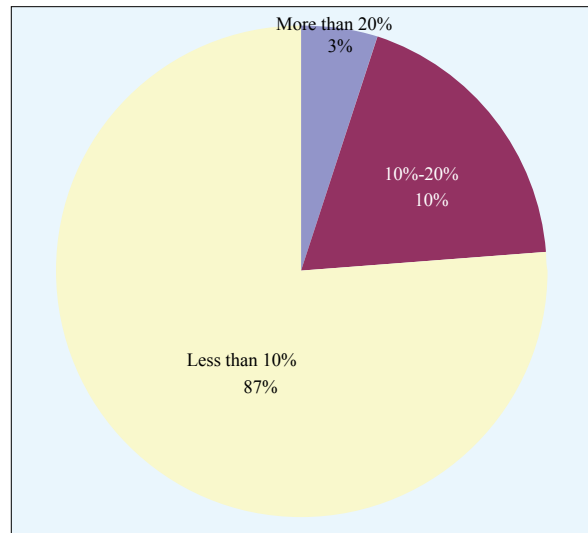


Figure 3-14 Renting Rate Distribution of Exhibition Venues with an Area of 20,000-50,000 m²

Table 3-8 List of Exhibition Venues with an Area of 20,000-50,000 m² and Rental Rate of More Than 30% in 2016

No.	Venue	Renting Rate (%)
1	Xi'an Greenland Pico International Convention& Exhibition Center	25.41%
2	China National Convention Center	23.01%
3	Xinjiang International Conference and Exhibition Centre	15.19%
4	Central China International Exhibition Center	14.15%
5	Gansu International Convention and Exhibition Center	12.95%
6	Dalian Xinghai Convention and Exhibition Center	12.49%
7	Ji'nan Shungeng International Convention and Exhibition Center	11.95%
8	Taizhou International Convention and Exhibition Center	10.85%
9	Shanghai Everbright Convention & Exhibition Center	10.39%

about 71% of the total of this group. Qujiang International Conference and Exhibition Center in Xi'an ranks the first with a rental rate of 29.98%; Guangzhou Poly World Trade Center Expo the second with a rental rate of 29.97%; and Qingdao International Convention & Exhibition Center the third with a rental rate of 26.31%.

As shown in Figure 3-16 and Table 3-10, among the venues covering more than 100,000 m², there are 5 venues with rental rate of more than 20%, accounting for about 24% of the total of this group; 6 venues with rental rate of 10%-20%, about 29% of the total of this group; and 10 venues with rental rate of less than 10%, about 47% of the total of this group. Shanghai New International Expo Center ranks the first with

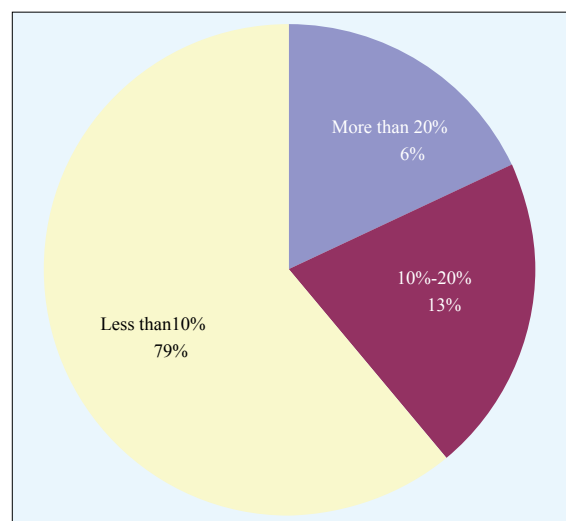


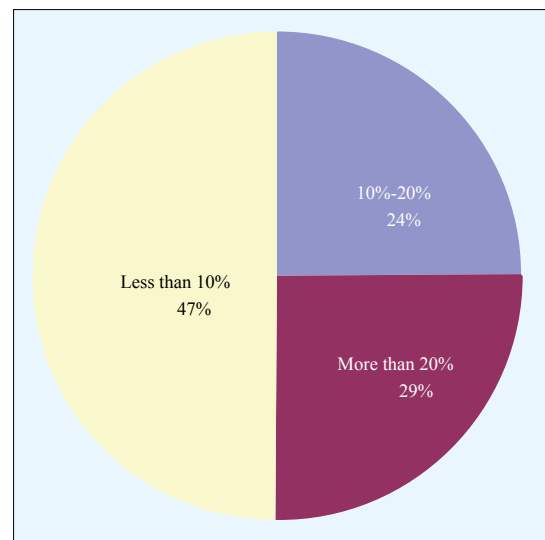
Figure 3-15 Renting Rate Distribution of Exhibition Venues with an Area of 50,000-100,000 m²

Table 3-9 List of 50,000-100,000 m² Exhibition Venues 2016 with Annual Renting Ratio of 10% or More

No.	Venue	Renting Rate (%)
1	Xian Qujiang International Conference and Exhibition Centre	29.98%
2	Guangzhou Poly World Trade Expo	26.97%
3	Qingdao International Conference & Exhibition Center	26.31%
4	Jinan International Conference & Exhibition Center	23.98%
5	Zhengzhou International Convention and Exhibition Center	20.92%
6	Shanghai World Expo Exhibition & Conference Center	19.62%
7	Harbin International Exhibition Center & City Stadium	16.65%
8	Xiamen International Convention and Exhibition Center	15.43%
9	China International Exhibition Center (Sanyuanqiao)	15.08%
10	Wuhan International Convention & Exhibition Centre	12.99%
11	Linyi International Convention & Exhibition Centre	11.72%
12	Nanjing International Expo Center	11.34%
13	Hunan International Convention & Exhibition Centre	10.59%
14	Ningbo International Convention and Exhibition Center	10.52%
15	Kunming International Convention and Exhibition Center	10.50%

a rental rate of 33.49%; Shenzhen Convention and Exhibition Center the second with a rental rate of 30.89%; and Chengdu Century City New International Convention and Exhibition Center the third with a rental rate of 25.23%.

Through comparison and analysis of the rental rate of exhibition venues of different sizes, it is found that on the whole the rental rate of large venues is higher than that of small ones. The venues covering more than 100,000 m² have the highest rental rate and better state of operation, with 29% of them having rental rate of more than 20%. The venues with an area of 50,000-100,000 m² come second, with about 6% of them having rental rate of more than 20%. And the venues less than 20,000 m² have the worst state of operation, with almost none of their rental rate higher than 20%.

**Figure 3-16 Renting Rate Distribution of Exhibition Venues with an Area of More than 100,000 m²****Table 3-10 List of Exhibition Venues with An Area of More Than 100,000 m² and Rental Rate of More Than 10% in 2016**

No.	Venue	Renting Rate (%)
1	Shanghai New International Expo Center	33.49%
2	Shenzhen Convention and Exhibition Center	30.89%
3	New International Convention & Exposition Center Chengdu Century City	25.23%
4	China Import and Export Fair Complex	21.80%
5	China International Exhibition Center (Shunyi)	20.24%
6	Shenyang International Exhibition Center	15.12%
7	Guangdong Modern International Exhibition Center	13.19%
8	Changchun International Conference & Exhibition Center	11.48%
9	Tianjin Meiji Jiang Conference and Exhibition Center	11.29%
10	Shouguang International Convention Center	11.23%

Chapter IV Overview of China's Overseas Economic and Trade Exhibition Market in 2016

Overseas exhibition is an effective way to promote Chinese enterprises to “go out” and enhance the international awareness of Chinese products, and also an important means of promoting supply-side reform in foreign trade.

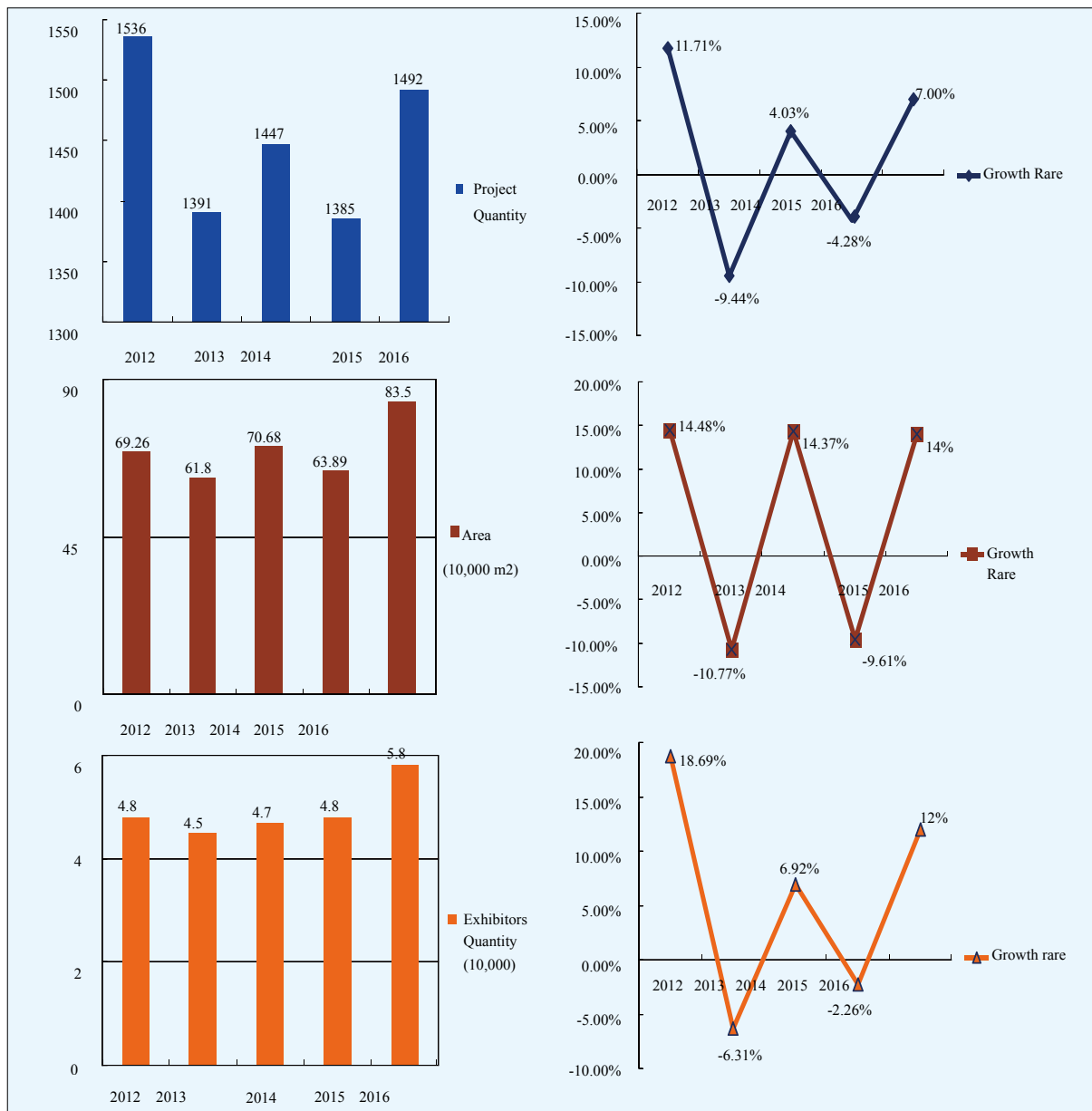


Figure 4-1 Overview of China's Overseas Exhibition from 2012-2016

Based on the data (as of December 2016) regarding the overseas economic & trade exhibition projects approved by approval management system of China Council for the Promotion of International Trade (CCPIT), this part makes a statistical analysis of conditions of overseas exhibitions, such as scale, geographical distribution, industrial distribution and performance of exhibition organizers, summarizes the development of China's overseas exhibition industry in 2016, thereby provides authoritative information resources for exhibition industry and renders reference basis for relevant government departments to improve overseas exhibition management and services. Data shows that the development of China's overseas exhibition industry (hereinafter referred to as overseas exhibition industry) in 2016 shows the following characteristics:

Section I. Overall Scale Rises

The development of overseas exhibition industry is closely related to the international economic situation and China's economic development. As shown in Figure 4-1, in 2016, the world sees global economic uncertainty; major economies lack growth highlights; risks occur frequently; and trade growth is more sluggish. In this context, China has made greater efforts in foreign trade. Through overseas exhibitions, it promotes Chinese products to go out and enhance their international reputation and brand influence, which has become an important means of ensuring the global market share of products "Made in China". In 2016, China has stopped the "double down" trend in countries and projects of overseas exhibition and achieved overall increases in exhibition countries, number of projects, exhibition area and the number of exhibitors.

97 exhibition organizers have organized 1492 economic and trade exhibition projects in 63 countries with an exhibition area of 835,000 m² and 58,400 exhibitors, compared with the previous year increased by 7%, 14% and 12%.

Section II. Strong Increase of Exhibitions in Asia and North America

In 2016, Asia is still the most important overseas exhibition market. As shown in Figure 4-2, overseas exhibition projects in Asia account for 32.3% of the total, and the exhibition area 31.4% of the total, representing a substantial increase over the previous year. Asia is followed by Western Europe and North America, while the number of exhibition projects and the total area of exhibitions in Eastern Europe, Russia, Latin America and the Caribbean region have all declined, and the number of exhibition projects and the scale of exhibition in Africa and Oceania are still small.

Asia. On the whole, exhibition industry in Asia is not as flourishing as in Europe and the United States. But because of economic slowdown in Western Europe and North America, the rise of trade protectionism, China's ongoing efforts to promote trade agreements in Asia and advocate regional economic partnership, Asia has become the most important destination for Chinese exhibitors. Compared with 2015, the absolute scale and relative proportion of Chinese enterprises going to exhibitions in Asian countries and regions have both increased, with the number of projects, the total exhibition area and the number of exhibitors all accounting for more than 30% of the total.

In 2016, overseas exhibition projects in Asia amount to 460, 32.3% of the total, and increasing by 4.7%. The number of exhibition projects has increased 78, representing a growth rate of 20.4%. As for the exhibition area, in 2016, the

number for Asia is 240,000 m², increasing by 28.1%. The exhibition area in Asia accounts for 31.4% of the total overseas exhibition area, increasing by 3.8%. And the number of exhibitors in Asia is 16,543, increasing by 27.3% from 2015. It accounts for 31.0% of the total of exhibitors going abroad, an increase of 3.5%.

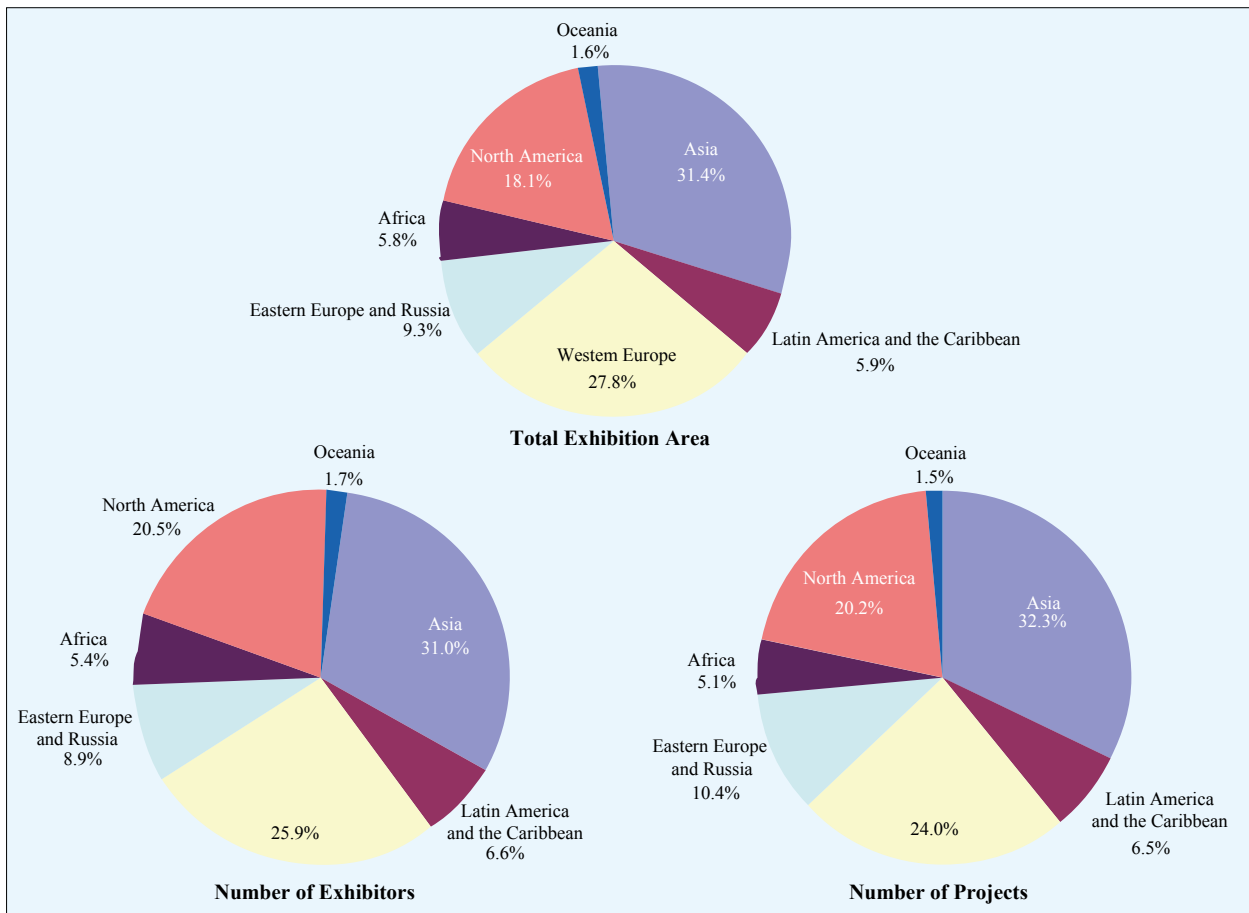


Figure 4-2 Percentage of Chinese Overseas Exhibitions among Continents in 2016

Western Europe and North America. Most of the world's top industry exhibitions are in Western Europe and North America where mature exhibition markets have developed. Over the years of participating in the exhibitions in Western Europe and North America, Chinese enterprises have accumulated lots of trade resources and brand partnerships. This region has always been the major destination for Chinese exhibitors. Overall, in 2016, the total number of projects going to Western Europe and North America is 630, an increase of 10.9% over 2015; the total exhibition area is 350,000 m², an increase of 21.9% over 2015; and there are more than 24,000 exhibitors, an increase of 23.8% over 2015.

Specifically, the cases in Western Europe and North America have seen differentiation: the proportion of the number of exhibition projects and exhibition area in Western Europe decreased slightly, while the number of exhibition projects and exhibition area in North America has increased slightly.

Western Europe: In recent years, economy in the Euro zone is fragile, and the Brexit has caused severe damage

to economy of the European Union and the world. Though in 2016, the number of Chinese exhibitors going to Western Europe is maintained, the proportion of this region has declined. The number of exhibition projects is 342, accounting for 24.0% of the total, down by 0.8% from the previous year. The total exhibition area is 212,000 m², accounting for 27.8% of the total, down by 1.2% over the previous year. And the number of exhibitors is 13,806, accounting for 25.9% of the total, down by 1% over the previous year.

North America: In 2016, the number of exhibitions in North America is 288, accounting for 20.2% of the total, up by 4% from the previous year. The total exhibition area is 138,000 m², accounting for 18.1% of the total, up by 2.2% over the previous year. And the number of exhibitors is 10,955, accounting for 20.5% of the total, an increase of 2.1% over the previous year.

Latin America and the Caribbean area. Lower commodity prices, fiscal and current account imbalances and tightening policies have had a negative impact on prospects for commodity exporting economies in Latin America and the Caribbean area. After a brief recovery in 2015, the number of Chinese exhibitors going to this region has declined sharply in 2016.

In 2016, the number of exhibition project in this region is 93, 95 less than in 2015, accounting for 6.5% of the total, and down by 7.1%; The total exhibition area is 45,000 m², 18,000 m² less than in 2015, accounting for 5.9% of the total, and down by 3.9%.

Eastern Europe and Russia. In 2016, Russia has not effectively changed the situation of their declining economy. The number of Chinese exhibitors to this region keeps decreasing year after year, but there is an upward trend in the average exhibition area.

In 2016, the number of exhibition projects in the region is 149, 10 less than in 2015, and accounting for 10.4% of the total; the total exhibition area is about 71,000 m², 9,000 m² more than in 2015, an increase of 13.9%, and accounting for 9.3% of the total; and the number of exhibitors is 4700, basically the same as in 2015, and accounting for 8.9% of the total.

Africa. In 2014, affected by Ebola, exhibition scale in Africa remarkably shrank. Based on the recovery in 2015, the number of exhibition projects, exhibition area and the number of exhibitors continue to rise in 2016, and there has been a substantial increase in the average exhibition area.

In 2016, the number of exhibition projects in Africa is 73, 6 more than in 2015, increasing by 9%; the total exhibition area is 44,000 m², 14,000 m² more than in 2015, an increase of 47.2%; and the number of exhibitors is 2,902, increasing by 45.1%.

In terms of the country, the top 10 countries in respect of the number of China's overseas exhibition projects in 2016 are USA, Germany, Russia, UAE, India, Brazil, Indonesia, Turkey, Thailand and Mexico. The number of China's overseas exhibition projects in these 10 countries accounts for 67.6% of the total; the exhibition area in these countries accounts for 65.3% of the total; and the number of exhibitors accounts for 65.0% of the total. Compared with the data of 2015, there is no big change in the ranking of the top 10, except that the places of France and Italy have been taken by Indonesia and Thailand. The number of China's overseas exhibition projects in the top 10 destination countries accounts for 35.6% of the total, increasing by 1.7% from 2015; the total exhibition area in these countries accounts for 31.3% of the total, an increase of 3.2% over 2015; and the number of exhibitors to these countries accounts for 30.5% of the total, increasing by 0.5% over 2015.

Generally, in 2016 the situation of China's enterprises going abroad for exhibition has exceeded expectation. It is important to note that, though the global economy is recovering slowly, there is still great downward pressure, emerging economies remain sluggish, and the major Western economies including the United States and the European Union have shifted from "supporting the economic globalization" to showing a tendency to isolationism. In this context, it is still very difficult to encourage Chinese enterprises to go abroad for exhibitions and boost foreign trade. Therefore, exhibition organizers and Chinese exhibitors should make more sufficient preparations.

Section III. Dominance of Exhibitions of Traditional Industries Declines

The structure of overseas exhibition industry in 2016 shows no big change compared with that in 2015. As shown in

Figure 4-3, exhibitions of traditional industries remain dominant in quantity, but the proportion of comprehensive exhibitions (with the largest proportion of 22.4%) has increased by 2.4% from 2015, and that of exhibitions (32.2%) belonging to the category of "others" has increased by 2.3% from 2015. Among 20 categories of professional exhibitions, the number of exhibitions of machinery ranks the first, accounting for 11.8% of the total, followed by exhibitions of textile, apparel and leather products (8.7%), food and agricultural products (6.4%), architectural ornamentation (5.5%), transportation and logistics (5.4%), hardware tools (4.1%), energy and minerals (3.5%), etc. The proportions of textile, apparel and leather products, food & agricultural products, transportation & logistics and hardware tools have increased slightly, and those of architectural ornamentation and energy & minerals have decreased a bit.

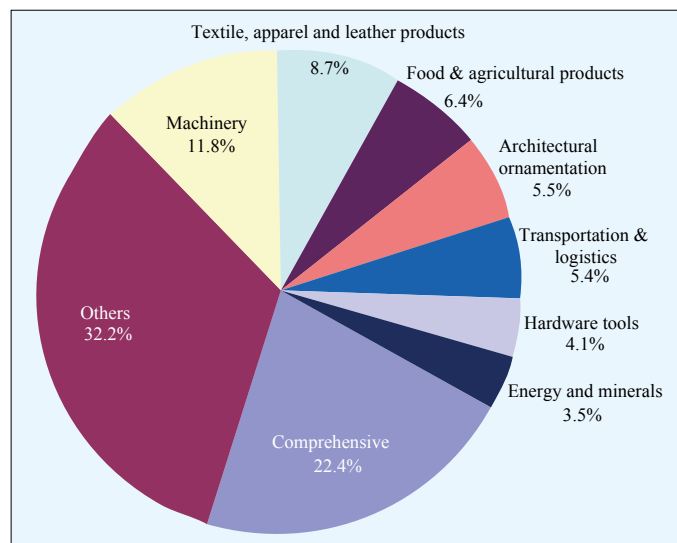


Figure 4-3 Distribution of Overseas Exhibition Projects in Different Industries

Exhibitions of machinery. Exhibitions of this category are mainly in India, USA and Russia. The number of projects increases by 3% over 2015, with its proportion the same as in 2015; the total exhibition area increases by 3.2% over 2015, with its proportion down by 1.2%; and the number of exhibitors decreases by 28.6%, with its proportion down by 1.1%.

Exhibitions of textile, apparel and leather products. Projects of this category are mainly in USA, Germany and France. The number of projects increases by 4.2% over 2015, with its proportion the same as in 2015; and the total exhibition area increases by 19.8% over 2015, with its proportion the same as in 2015.

Exhibitions of food and agricultural products. Projects of this category are mainly in USA, Germany and Thailand. The number of projects increases by 13.6% over 2015, with its proportion the same as in 2015; and the total exhibition area and its proportion remain the same as in 2015.

In general, the exhibitions of traditional industries, such as machinery, textiles, apparel, leather products, food and agricultural products, have seen the trend of expanding in scale and quantity, but the number of exhibitors has declined and exhibition's function of trade platform remains to be improved.

Section IV. Exhibition Organizers Tend to Centralize

As of December 2016, 97 Chinese exhibition organizers in total have carried out overseas projects under the approval of CCPIT (together with the Ministry of Commerce). Seen from quantity of projects, in 2016, there are 7 exhibition organizers having respectively carried out more than 50 projects. Their projects add up to 519, accounting for 36.4% of the total; their total exhibition area is about 200,000 m², accounting for 28.5% of the total; and the number of exhibitors they have organized is nearly 16,000, accounting for 31.4% of the total. Among them, CMEC International Exhibition Co., Ltd. and Great Wall International Exhibition Co., Ltd. ranks the first two respectively with 110 and 85 projects, followed by China International Exhibition Center Group Corporation, CCPIT Machinery Sub-council and China Chamber of Commerce for Machinery and Electronic Products Import and Export. There are 16 exhibition organizers with 20-50 projects, including Zhejiang Sub-council of CCPIT, China Chamber of Commerce for Medicines and Health Products Import, Fujian Huiyuan International Commerce & Exhibition Co., Ltd., etc. In general, the top 25 exhibition organizers with the largest quantity of projects account for 26.8% of all organizers and have organized 72.4% of the overseas exhibitions in 2016. Exhibition organizers still tend to centralize. Top 25 exhibition organizers based on project quantity are shown in Table 4-1.

Table 4-1 Overseas Exhibitions in 2016 (Top 25 Exhibition Organizers Based on Project Quantity)

No.	Exhibition Organizer	Project Quantity		Actual Exhibition Area		Exhibitors	
		Quantity	Percentage	Square Meters	Percentage	Quantity	Percentage
1	CMEC International Exhibition Co., Ltd.	110	7.7%	41474	5.9%	3335	6.7%
2	Great Wall International Exhibition Co., Ltd.	85	6.0%	35848.5	5.1%	2573	5.2%
3	China International Exhibition Center Group Corporation	79	5.5%	47462.7	6.7%	3346	6.7%
4	CCPIT Machinery Sub-council	69	4.8%	21559.5	3.0%	1719	3.5%
5	China Chamber of Commerce for Machinery and Electronic Products Import and Export	65	4.6%	19849.5	2.8%	1563	3.1%
6	Grand International Exhibition Co., Ltd.	57	4.0%	19711.6	2.8%	1734	3.5%
7	Zhejiang Grand International Exhibition Co., Ltd.	54	3.8%	16095	2.3%	1365	2.7%
8	Fujian Huiyuan International Commerce & Exhibition Co., Ltd.	46	3.2%	14533.3	2.1%	1385	2.8%
9	China Chamber of Commerce for Medicines and Health Products Import and Export	38	2.7%	16598.5	2.3%	1625	3.3%
10	Poly International Exhibition Co., Ltd.	37	2.6%	11544	1.6%	979	2.0%
11	Electronics & Information Industry Sub-council of CCPIT	37	2.6%	13193	1.9%	891	1.8%
12	Fujian Provincial Trade and Exhibition Service Co., Ltd.	36	2.5%	10664.8	1.5%	901	1.8%
13	China Electronics International Exhibition & Advertising Co., Ltd.	32	2.2%	11443.3	1.6%	953	1.9%
14	China Light Industrial Corporation	32	2.2%	13135.5	1.9%	1105	2.2%

15	Trade Development Bureau of Ministry of Commerce	27	1.9%	38491.5	5.4%	2644	5.3%
16	Shanghai Sub-council of CCPIT	26	1.8%	6387.8	0.9%	342	0.7%
17	Chemical Industry Sub-council of CCPIT	25	1.8%	14826.6	2.1%	1320	2.7%
18	China Huayang Trade Group Co., Ltd.	25	1.8%	67761	9.6%	4464	9.0%
19	Shanghai International Trade (Group) Co., Ltd.	24	1.7%	9108	1.3%	447	0.9%
20	China Foreign Trade Center (Group)	24	1.7%	13609.8	1.9%	1014	2.0%
21	Jiangsu Sub-council of CCPIT	22	1.5%	4711.2	0.7%	350	0.7%
22	Zhejiang Sub-council of CCPIT	22	1.5%	8857.5	1.3%	670	1.3%
23	China Printing Equipment Industries Association	21	1.5%	12328.2	1.7%	440	0.9%
24	Light Industry Sub-council of CCPIT	19	1.3%	11446.1	1.6%	750	1.5%
25	China Chamber of Commerce of Foodstuffs and Native Produce	19	1.3%	7448.18	1.1%	644	1.3%

Section V. Exhibitions in Countries along the “One Belt and One Road” Steadily Increase

As shown in Figure 4-4, as of December 2016, 83 exhibition organizers have implemented 602 projects in 32 countries along the “One Belt and One Road”, 83 more than in 2015, accounting for 42.2% of the total; the total exhibition area is 302,000 m², 73,000 m² more than in 2015, accounting for 39.7% of the total; the number of exhibitors is 20,000, 4,000 more than in 2015, accounting for 37.4% of the total.

Seen from the perspective of country, the top 10 countries along the “One Belt and One Road” in respect of quantity of projects are Russia, United Arab Emirates, India, Indonesia, Turkey, Thailand, Vietnam, Iran, Poland and Singapore. They add up to 501 projects, accounting for 83.2% of all projects in countries along the “One Belt and One Road”; the total exhibition area is 245,000 m², accounting for 81.1%; and the number of exhibitors is 16,000, accounting for 80%. Among these 10 countries, Russia, United Arab Emirates, India and Turkey are also among the top ten countries in respect of the number of overseas exhibition projects.

Seen from the perspective of specialties, comprehensive exhibitions remain the focus of exhibitions in countries along the “One Belt and One Road”, accounting for 17.8% of the total. Among professional exhibitions, exhibitions of machinery have the largest proportion of 16.1%, followed by food and agricultural products (6.5%), architectural ornament (5.8%), energy and minerals (4.7%), transportation and logistics (4.3%) and health care (3.9%).

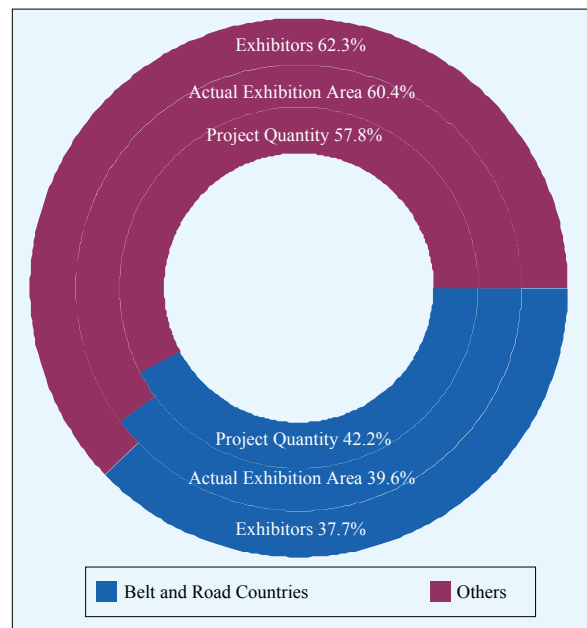


Figure 4-4 Distribution of Percentage of Exhibition Projects in Countries along the "One Belt and One Road"

Exhibition Industry Overview by Region in China

By collecting and sorting out annual development reports of exhibition industry in 7 provinces & autonomous regions as Guangxi, Guizhou, Anhui, Inner Mongolia, Heilongjiang, Guangdong, Ningxia, Hong Kong and Macao region, as well as 11 cities including Beijing, Shanghai, Chongqing, Chengdu, Changsha, Zhengzhou, Harbin, Qingdao, Dalian, Yiwu and Foshan, the chapter aims to summarize and analyze the development of exhibition industry in representative provinces & autonomous regions and cities in 2016, directly compare their genres, quantity and scale and gain a more comprehensive picture of the development level of China's exhibition industry.



Report on the Exhibition Industry Development of Anhui in 2016

In 2016, Anhui Province actively follows the national 'Three Strategies', promotes the construction of big channel, big platform and big customs clearance, embraces international cooperation on capacity and equipment manufacturing, gives full play to the export and import function of exhibitions, adheres to the strategy of 'Going out' and 'Introducing In', focuses on national markets along the "One Belt and One Road", actively carries out activities of going out and introducing in, and concentrates on industrial transformation and upgrading and demand of consumption hot spots to vigorously promote the specialization, marketization, branding and internationalization of exhibitions.

I. Quantity and Genres

A total of 288 exhibitions are held throughout the year. 62 are exhibitions of real estate and building materials, accounting for 21.5%. 11 are exhibitions of textile, garment, apparel and accessories, accounting for 3.8%. 23 are exhibitions of light industrial products, handicrafts, works of art, tourism and wedding, accounting for 7.9%. 15 are exhibitions of talent, entrepreneurship and culture, accounting for 5.2%. 12 are exhibitions of medical care, accounting for 4.1%. 21 are exhibitions of industry, accounting for 7.2%. 28 are exhibitions of furniture and woodworking machinery, accounting for 9.7%. 25 are exhibitions of agriculture and fishery, accounting for 8.6%. 29 are exhibitions of automobile and ships, accounting for 10%. 9 are exhibitions of jewelry, accounting for 3.1%. 6 are exhibitions of electronic information and software, accounting for 2%. 28 are comprehensive exhibitions and 19 are exhibitions of other categories.

Table 1 Distribution of Exhibitions by Genre Category in 2016

No.	Genres	Quantity
1	Real Estate/ Building Materials	62
2	Textile / Garment / Fashion	11
3	Light Industrial Commodities / Artware / Tourism / Wedding Ceremony	23
4	Talent / Entrepreneurship / Culture	15
5	Medical	12
6	Industry	21
7	Furniture / Woodworking Machinery	28
8	Agriculture / Fisheries	25
9	Auto / Ship	29
10	Jewellery	9

11	Electronic Information, Software	6
12	Comprehensive	28
13	Others	19
Total		288

II. Scale

The year witnesses a total exhibition area of 2,844,700 m², a total booth number of 60,825(including 4,115 overseas booths), a total business exhibitor number of 43,426(including 2,456 overseas business exhibitors), the admission of business exhibitors is 186,325(including 13,523 overseas business exhibitors), and the admission of visitors is 1,900,000(including 24,542 overseas visitors). In 2016, 38% of exhibitions take an area of more than 10,000 m², 27% of exhibitions take an area of 5000-8000 m² and 12% of exhibitions take an area less than 5000 m². Exhibition scales show a bipolar change that, the scale of mature and stereotyped exhibitions continues to maintain or expand, while the scale of small exhibitions with a not small market share still has long way to go to be expanded.

Table 2 Distribution of Exhibitions by Scale in 2016 (Scaled Exhibitions)

Scale (m ²)	Quantity	Rate
Above 10000	110	38%
8000-10000	66	23%
5000-8000	78	27%
Below 5000	34	12%
Total	288	100%

Table 3 List of Scaled Exhibitions in 2016 (Part)

No.	Name	Area (m ²)
1	Anhui The 13th International Automobile Exhibition	100000
2	2016 China (Hefei) Plants & Flowers Fair	80000
3	Tenth Hefei International Cultural Fair	73000
4	Tenth China (Hefei) International Appliance & Consumer Electronics Expo	60000
5	2016 International (Bozhou) TCM Expo And The 32nd National (Bozhou) TCM Trade Fair	45000
6	2016 Anhui (Chizhou) Mount Jiuhua Buddhist Cultural Products Expo	40000
7	The 7th China (Wuhu) Popularized Science Products Exposition	40000
8	The 8th China (Hefei) New Year Shopping Purchasing Fair & Tourism Spring Festival Shopping Expo	30000
9	The 17th China Hospital Construction Conference Hospital Build & Infrastructure China Exhibition & Congress	30000
10	2016 Northwest Of Anhui Modern Agricultural Exhibition	30000
11	The 8th China (Hefei) New Year Shopping Purchasing Fair & Tourism Spring Festival Shopping Expo	30000
12	2016 China International Forestry Machinery Expo	25000
13	2016 Fuyang Spring House & Car Exhibition	25000
14	2016 Fuyang Autumn House & Car Exhibition	25000
15	2016 Huaibei Food Industry Expo	22000
16	2016 The First China (Ma'anshan) Car Exhibition	21000
17	The 10th China Nuts, Ingredients and Packaging Machinery Exhibition	20000
18	2016 County Ecological eCommerce Expo	20000



19	The 12th Anhui International Wine and Food Fair	20000
20	The Sixth Anhui Wedding Expo	20000
21	The 10th Hexian Vegetable Fair	20000
22	2016 China (Ma'anshan) International Auto Show	20000
23	ME Show 2016	16000
24	Eastern and Western Fur and Cashmere Products (Fuyang) Expo	15000
25	Anhui The 6th International New Energy Cars Electric Vehicle and Parts Expo	15000
26	The 10th Ma'anshan (Bowang) Machine Tools and Blade Moulds Expo	15000
27	2016 Chizhou Wedding Fair	13800
28	National Auto Union 5.1 Auto Show	13000
29	2016 Fuyang Flower Expo	12600
30	2016 Chizhou Manhattan New Year Shopping Festival and Taiwan Excellence Expo	12000
31	The 5th China (Fuyang) International Garment & Textile Fair	12000
32	The 8th World Health-Maintenance Conference and 2016 TCM Health-Maintenance Industry Expo	12000
33	The Seventh Hefei International Jewellery Fair	12000
34	The 2nd Hefei International Tourism Commodity and Tourism Consumption Expo	12000
35	2016 Hefei Agricultural Trade Fair	12000
36	2016 China Forest Eco-Product Expo	11500
37	2016 Fuyang Rosewood Furniture Expo	10000
38	2016 Ma'anshan Auto Show	10000
39	Ma'anshan Traffic Radio Auto Show	10000
40	Investment and Trade Expo 2016 Anhui China	10000
41	2016 Famous and High Quality Agricultural Products & Agricultural Industrialization Trade Fair Anhui (Hefei) China	10000
42	The 13th Tongling Bronze Culture Expo	10000

III. Venues

The most important exhibition venues of Anhui Province in 2016 are Anhui International Convention & Exhibition Center, Hefei Binhu International Convention & Exhibition Center and Chizhou International Convention & Exhibition Center. Anhui International Convention & Exhibition Center and Hefei Binhu International Convention & Exhibition Center hold 144 exhibitions with an exhibition area of 1,467,000 m², and Chizhou International Convention & Exhibition Center hold 22 exhibitions with an exhibition area of 230,000 m².

Table 4 Exhibitions by Exhibition Venues in 2016

Venue	Quantity	Area (10,000 m ²)
Anhui International Conference and Exhibition Center	83	64.08
Binhu Hefei International Conference and Exhibition Center	61	82.6
Chizhou International Conference and Exhibition Center	22	23
Ma'anshan Conference and Exhibition Center	4	8.05

Ma'anshan Sports Centre Stadium	5	1.95
Fuyang International Conference and Exhibition Center	5	19.43
Fuyang Sports Centre Comprehensive Sports Stadium	9	13.54
Others Exhibition Venues in 16 Cities	99	71.82
Total	288	284.47

IV. Main Characteristics

In 2016, the Convention & Exhibition industry of Anhui Province adheres to the spirit of the 3rd, 4th and 5th Plenary Session of the 18th Central Committee of the Communist Party of China; conscientiously and earnestly implements the spirit of Several Opinions of the State Council on Further Promoting Reform and Development of the Exhibition Industry (Guo Fa [2015] No. 15), further deepens the reform, stimulates market vitality and endogenous power, and promotes the allocation of convention and exhibition resources to achieve the benefit maximum and efficiency optimization according to market rules, pricing and competition; actively carries out the development strategy of branding, specialization, internationalization and characterization by centering on industrial characteristics and pillar industries and following the main line of promoting the industrial restructuring and upgrading, focuses on fostering exhibitions with higher degree of internationalization, certain reputation and industrial influence at both home and abroad and larger role in economic promotion to strive to build exhibition industry into a new economic growth point.

1. Policies on industrial development are released in succession

To further promote the rapid development of exhibition industry in Anhui Province, local governments earnestly implement Notice on Printing and Releasing the Implementation Scheme of Speeding up the Reform and Development of the Exhibition Industry by General Office of the Provincial Government, release a number of policies and regulations to award national and regional exhibitions held within the local boundary on the basis of standard booths, and provide special awards to enterprises who participate in domestic exhibitions and trade fairs organized by the Central Government or provincial and municipal governments on the basis of their scale and influence.

2. The specialization of exhibitions is continuously improved

In recent years, the level and the number of professional exhibitions in Anhui Province has been increasing. In 2016, the Province holds a total of 288 exhibitions, of which 153 are professional exhibitions. Related fields include: real estate and building materials, textile, garment, apparel and accessories, light industrial products, handicrafts, artworks, tourism, wedding, talent, entrepreneurship, culture, industry, agriculture, fishery, automobile, shipping, jewelry, electronic information and software. The scale of professional exhibitions is constantly expanding.



3. The construction scale of exhibition venues begins to take shape

Statistics on 110 key enterprises within the province shows a total of 67 exhibition venues with an exhibition area of 286,000 m². Hefei, Wuhu, Ma Anshan and Chizhou are respectively equipped with professional exhibition venues. Among them, the total construction area of Hefei Binhu International Convention & Exhibition Center is about 217,000 m², and its first-stage buildings have been completed and put into operation with an exhibition area of about 91,000 m². The total construction area of Anhui International Convention & Exhibition Center is 100,000 m², and the total construction area of Wuhu International Convention & Exhibition Center is 86,000 m².

4. Brand influence of exhibitions is gradually expanding

After several years of cultivation and development, Anhui exhibition brands are increasing and their influence is strengthening. With the theme of “Creating Internet Intelligent e Home”, an exhibition area of 60,000 m² and more than 420 business exhibitors, the 10th China (Hefei) International Household Appliances & Consumer Electronics Exposition concentrates on exhibiting the newest home appliances and consumer electronics under world's leading brands to promote the green development of home appliances and consumer electronics industry. At the same time, China International Chamber of Commerce organizes Theme Forum on “International Standards of Smart Home Appliances in the Era of Internet of Things”, inviting experts from US national standards testing and certification bodies to interpret the newest FCC regulations, introduce international standards and laws and regulations related to smart home appliances and consumer electronics from the angle of the whole industry chain, communicate face to face with Chinese enterprises and provide participants with direct counseling. Exhibition activities are significant for export enterprises of smart home appliances to further master relevant international standards, better adapt to international market demands and more extensively develop the international market.

Report on the Exhibition Industry Development of Guizhou in 2016

Since 2016, by aiming at targets of economic construction and social development, gaining the support from national ministries and industry associations and gathering resources of various departments, Guizhou province has successfully held several brand expos like 6th China (Guizhou) International Wine and Beverage Expo 2016 and Guiyang International Big Data Expo 2016. At the same time, by further strengthening the work of introducing in conferences and exhibitions, Guiyang has attracted a large number of mature and quality exhibitions that are internationally and domestically well-known, such as the 25th Annual Meeting of Academic and Technical Exchanges and Summit Forum on China Medical Equipment Development hosted by China Association of Medical Equipment, 2016 Asia-Pacific Economic Leaders Forum & (Guiyang) International E-commerce Summit, and China Guiyang International Exposition of New Energy, New Technology, New Material, New Finance for Automobile.

I. Quantity and Genres

190 exhibitions are held throughout the year. Among them, 146 are held in Guiyang and 44 are held by rest areas. 29 are exhibitions of real estate and building materials, accounting for 15.3%. 36 are exhibitions of textile, garment, apparel and accessories, accounting for 18.9%. 38 are exhibitions of light industrial products, handicrafts, tourism and wedding, accounting for 20%. 26 are exhibitions of talent, entrepreneurship and culture, accounting for 13.7%. 8 are exhibitions of medical care, accounting for 4.2%. 1 is exhibition of industry, accounting for 0.5%. 16 are exhibitions of furniture and woodworking machinery, accounting for 8.4%. 15 are exhibitions of agriculture and fishery, accounting for 7.9%. 19 are exhibitions of automobile and ships, accounting for 10%. 2 are exhibitions of jewelry, accounting for 1%.

Table 1 Distribution of Exhibitions by Area in 2016

No.	City (State)	Quantity
1	Guiyang	146
2	Zunyi	8
3	Anshun	4
4	Bijie	1
5	Tongren	5
6	Liupanshui	3
7	Qiandongnan State	7
8	Qianxinan	8
9	Qiannan	3
10	Gui'an New Area	5
Total		190

Table 2 Distribution of Exhibitions by Genre Category in 2016

No.	Genres	Quantity
1	Real Estate/ Building Materials	29
2	Textile / Garment / Fashion	36
3	Light Industrial Commodities / Artware / Tourism / Wedding Ceremony	38



4	Talent / Entrepreneurship / Culture	26
5	Medical	8
6	Industry	1
7	Furniture / Woodworking Machinery	16
8	Agriculture / Fisheries	15
9	Auto / Ship	19
10	Jewellery	2
Total of 10 categories		190
The proportion of 10 categories in the total exhibition (%)		100

II. Scale

In 2016, 190 exhibitions and activities are held in Guizhou Province with a total exhibition area of 1,680,000 m² and a total of 4,660,000 visitors. These exhibitions have achieved a direct economic benefit of 1.4 billion yuan and a comprehensive economic benefit of 10.5 billion yuan. Exhibition scales show bipolar changes.

Table 3 Distribution of Exhibitions by Scale in 2016

Scale (m ²)	Quantity	Rate
Above 10000	32	16.8%
8000-10000	40	21.1%
5000-8000	52	27.4%
Below 5000	66	34.7%

Table 4 List of Scaled Exhibitions in 2016

No.	Name	Area (m ²)
1	The 6th China (Guizhou) International Alcoholic Beverage Expo 2016	72000
2	Guizhou Green Expo• Great Health, Pharmaceutical Industry Expo	71974
3	The 6th Guiyang Auto Culture Festival 2016	71622
4	Guiyang International Big Data Expo 2016	68002
5	The 6th Guiyang International Car Fair	67994
6	The 2nd Guizhou (Anshun) International Stone Expo 2016	60000
7	The 2016 Guiyang Real Estate Trade Fair	38994
8	2016 Guizhou Car Fair	38612
9	Guizhou Guiyang International Furniture Fair 2016	34612
10	2016 International Featured Agro-Products Trade Fair, Guiyang, China	20022
11	China (Guizhou) International Folk Artworks Fair	18000

III. Venues

In recent years, the construction of exhibition venues has been continuously strengthening and exhibition venues are designed and constructed in Guiyang, Zunyi, Kaili, Xingyi and Duyun with a total construction area of about 470,000 m². Among them, 6 are in Guiyang and other 1 are equally situated in Zunyi, Kaili, Xingyi and Duyun. Guiyang International Convention & Exhibition Center, Guizhou Colorful Mall, Guizhou Provincial Stadium and Guiyang Exhibition Hall at the old long-distance bus station are main exhibition venues, holding 71.6% of the total

exhibitions and taking 79.3% of the total exhibition area. Other exhibition venues hold 28.4% of the total exhibitions and taking 20.7% of the total exhibition area.

Table 5 Exhibitions by Exhibition Venues in 2016

Venue	Quantity	Total Area (10,000 m ²)
Guiyang International Convention And Exhibition Center	72	78.8
Colorful Guizhou City	28	33.6
Guizhou Provincial Gymnasium	20	12.3
Guiyang Old Passenger Station Exhibition Hall	16	8.6
ASEAN International Conference Centre	1	1.5
Zunyi International Convention and Exhibition Centre	2	7
Kaili National Customs Exhibition Center	4	5.2
Xingyi Beverly International Exhibition Center	8	2
Tuyun Old Railway Station Square	1	1.5
Other Exhibition Halls	28	17.5

IV. Main Characteristics

1. Governments attach great importance and recognition to the exhibition industry

The attendance at such activities as Guiyang International Big Data Expo, Guiyang International Forum on Ecological Civilization, 6th China (Guizhou) International Wine and Beverage Expo by high-level leaders and guests shows that the Central Government attaches great importance and recognition to the exhibition industry development of Guizhou Province, which has greatly enhanced the influence of branded exhibitions. Exhibitions have become an important platform with Guizhou style, Chinese characteristics and world level, setting up a brand new image of this most beautiful and colorful region in China with openness, progressing and creativity.

2. Policies are implemented and put in place and the exhibition environment is further optimized

Guizhou was approved to construct the first national comprehensive experimental area of big data in February 2016. On 15 August, 2016, Guizhou was approved by the State Council to establish Guizhou inland open economic experimental zone, and a few days later, Guizhou, Fujian and Jiangxi together were settled as the first batch of national ecological civilization pilot areas. These three national-titled pilot areas would act as new starting points for Guizhou during the Thirteenth Five-Year-Plan Period and provide new opportunities for the development of exhibition industry in Guizhou Province. In addition, governments of cities and prefectures of Guizhou Province have consecutively released such documents as Opinions on Promoting the Development of Exhibition Industry, Interim Measures for Administration of Special Funds Supporting the Development of Exhibition Industry and Interim Measures for the Administration of Exhibition Industry to meet needs of developing the exhibition industry. After the policy implementation, relevant matching funds are put into place in the same year, which has greatly motivated exhibition companies and boosted confidence of the society when the impact of financial crisis has not yet



been eliminated. At the same time, the exhibition approval process is further simplified and the competition among exhibitions with similar themes is further reduced.

3. Exhibition projects and industries are experiencing better integrated development

In 2016, Guizhou Province actively guides and promotes the integrated development of exhibition projects and industries, accelerates the development of exhibitions featuring branding, internationalization and specialization to build them as beautiful name cards showing Guizhou's brands and industrial advantages. Among them, the national forum Guiyang International Forum on Ecological Civilization with the theme of ecological civilization and the wine-based national professional exhibition China (Guizhou) International Wine and Beverage Expo have been successfully held for many sessions and have gained brand reputation. China Big Data Industry Summit & China's E-commerce Innovation and Development Summit with the theme of big data has been successfully held twice and has successfully upgraded to the national level in 2016 and gained a high degree of identity and recognition from the whole exhibition industry.

4. Operation and management of exhibition-related businesses are becoming scientific

With Guiyang International Convention & Exhibition Center as the representative, the operation and management of exhibition venues are becoming more scientific. Professional exhibition companies like China (Guizhou) International Wine and Beverage Expo Co., Ltd. and Guizhou Shangge Exhibition Service Co., Ltd. are growing up with more specialized ability to provide strong support for the development of exhibition industry in Guizhou Province.

5. Exhibition education has become the focus of attention and is quickly developing

Guizhou University, Guizhou University of Finance and Economics, Guizhou University of Commerce and other colleges and universities have opened the specialty of Professional Exhibition and their original related specialties have expanded the scale of enrollment in 2016.

Report on the Exhibition Industry Development of Guangxi in 2016

By aiming at targets of economic construction and social development, Guangxi Province has been conscientiously developing the exhibition industry in 2016. The convention and exhibition industry of Guangxi Province is mainly concentrated in cities as Nanning, Guilin and Liuzhou. The development of exhibition industry in these three cities in 2016 is as follows:

I. Quantity and Genres

A total of 105 exhibitions are held throughout the year. 54 are held in Nanning, 31 are held in Guilin, 15 are held in Liuzhou, 2 are held in Yulin, 1 is held in Wuzhou, 1 are held in Fangchenggang and 1 is held in Beihai.

Table 1 Exhibitions by Nanning International Convention & Exhibition Center in 2016

No.	Date	Name
1	Jan 1-3	2016 Nanning Food Festival
2	Jan 21- Feb 5	2016 Shenzhen Spring Festival Fai
3	Feb 13-14	Yuexie Comic and Animation Show
4	Mar 12	2016 The Region Spring Talent Show
5	Mar 11-13	The Twenty-Sixth Beibu Gulf Medical Devices, Health Care Rehabilitation and Technology Products (Guangxi) Expo
6	Mar 18-20	The 10th Guangxi International Sugar Industries Technology & Equipment Expo 2016
7	Mar 25-27	The 17th Guangxi Advertisement LED & Printing Packing Machinery Fair, 2016 Guangxi Office Remanufacturing Expo
8	Apr 30-May 2	2016 Guangxi (Nanning) Real Estate Exposition
9	Apr 30-May 2	2016 Guangxi (Nanning) Real Estate Exposition Decoration Materials Fair
10	May 26-28	The 10th China Guangxi EV & New Energy Auto Trade Fair 2016
11	Jun 16-19	The 5th China-ASEAN Nanning International Auto Culture Festival 2016
12	Jun 17-19	2016 Nanning Hui Food Festival
13	Jun 23-25	Guangxi Agricultural Investment Project Promotion Fair
14	Jun 25-26	Guangxi 2016 Ordinary University Admissions Consultation
15	Jul 1-3	2016 Guangxi International Social Public Security & Finance Security Products Expo
16	Jul 8-10	The 20th Nanning International Stationery Fair
17	Jul 29-31	2016 Guangxi Sugar, Wine Catering Expo & Agricultural Products Trade Fair
18	Jul 30-31	YX Animation Summer Festival
19	Aug 12-14	2016 Nanning (Zhengchuang) Fishing Products Exhibition
20	Aug 18-20	2016 Guangxi Heavy Truck Parts and Mini Car Accessories Trade Fair
21	Sep 23-25	2016 Shangge Guangxi (Autumn) Car Trade Fair
22	Sep 11-14	China-ASEAN Expo



23	Oct 12-13	2016 14th South China Agricultural Expo and The 7th Southern Water Saving Irrigation Exhibition
24	Oct 30- Nov 1	The First Guangxi China New Energy Vehicle Electric Vehicle Expo
25	Nov 4-8	The 6th China (Nanning) International Tea Industry Expo & Purple-clay, Redwood, Tea Articles Exhibition
26	Nov 10-12	The 6th National Expo for Surveying, Mapping and Geo-information Technology and Equipment & National for Surveying, Mapping and Geo-information Expo
27	Nov 19-21	The 71st China Educational Equipment Exhibition
28	Nov 24-28	2016 Guangxi Aging Industry Expo & Beibu Gulf Rehabilitation Medicine, Supplies Equipment Exhibition
29	Dec 2-5	CAEXPO Forest & Wood Products Exhibition 2016
30	Dec 2-6	The 8th China-ASEAN (Nanning) International Auto Expo 2016
31	Dec 2-6	China (Nanning) 2016 Asian International Stamp Exhibition
32	Dec 23-25	2016 Guangxi Commodity Fair

Table 2 Exhibitions by Nanning China South City Convention & Exhibition Center in 2016

No.	Date	Name
1	Jan 22- Feb 5	The First Guangxi Spring Festival Shopping Carnival 2016
2	Apr 9-17	"March 3 Commodity Fair" - The Second Guangxi Folk Culture Trade Festival
3	May 1-3	The 9th Guangxi (Nanning) The Spring Tea Festival
4	May 1-3	2016 Guangxi Nanning Auto Expo
5	Jul 16-24	Southern China Beer Festival
6	Sep 9-15	2016 (Nanning) The Southeast Asia International Tourism Food Festival
7	Sep 11-14	The 13th China - ASEAN Expo Light Industrial Exhibition
8	Sep 30- Oct 3	The 2nd Asian Furniture Exhibition (Nanning)
9	Oct	The 2nd Jiangnan Pinghua Tourism Festival
10	Nov	China South City Shopping Festival

Table 3 Exhibitions by Guangxi Exhibition Hall in 2016

No.	Date	Name
1	Jan 8-10	The 25th Guangxi Science and Technology Week
2	Jan 16- Feb 4	Guangxi Exhibition Hall Spring Festival Shopping Fair
3	Feb 27-28	Jia.com Home Fair
4	Mar 4-6	TAILG Electric Vehicle Expo
5	Mar 10-Apr 2	2016 Suzhou and Hangzhou Silk Fashion Fair
6	Mar 24-27	Jia.com Home Building Materials Exhibition
7	May 13-15	TAILG Electric Vehicle Expo
8	Jun 3-5	The 12th Guangxi Decoration Culture Festival
9	Jun 18-19	Guangxi Internet+ Culture Expo
10	Aug 12-14	The 26th Nanning Fishing Tackle Exhibition
11	Sep 11	The 13th China - ASEAN Expo Agricultural Exhibition
12	Oct 15-23	The 4th Guangxi Rural Agricultural Products Trade Fair 2016

Table 4 Exhibitions by Guilin International Convention & Exhibition Center in 2016

No.	Date	Name
1	Jan 10-28	2016 Spring Festival Shopping Expo
2	Mar 5	Guilin Sixth Public Welfare Talent Exchange and Technical College Graduates "Two-way Selection" Fair
3	Mar 26	Big Parade Building Materials Expo
4	Mar 18-19	Spring Auto Expo
5	Mar 30--Apr 3	Rosewood Expo
6	Apr 29- May 22	Hangzhou Silk Exhibition
7	May 1-3	5.1 Auto Expo
8	May 12-15	e-Commerce Forum & Online Shopping Festival
9	Jun 9-10	Guilin Animation Culture Festival
10	Jun 9-11	Dragon Boat Festival Square Car Show
11	Jun 18	Gui Hire Talent Show
12	late Jun	Big Parade Building Materials Expo
13	Early Jul	Car TV Group Purchase
14	Jul 29-31	In this 2016 Summer, I Have a Date with the House, Car and Marriage
15	Aug 6-7	Guilin Summer Car Trade Fair & Wedding Expo
16	Aug 20	ABC Car Purchase Installment Campaign
17	Aug 27-28	Emma Electric Vehicles Show
18	Sep 13-17	Imported Commodities Trade Fair
19	Mid Sep	Big Parade Building Materials Expo
20	Oct 1	2016 Guilin Autumn Housing And Auto Festival
21	Oct 20-22	2016 China - ASEAN Expo Tourism Expo
22	Mid-To-Late Oct	2016 The 10th Western Famous Cities Auto Show Guilin Station
23	Oct 21-30	2016 Guilin International Scenery Culture & Tourism Festival and The First Cuisine Culture Festival
24	Oct 29-30	The 2nd Guilin Animation Culture Festival
25	Nov 19-21	The 4th China-Guilin International Healthcare Services Industry Innovation Development Forum
26	Mid Nov	2016 Guangxi New Energy Vehicle Promotion & The Fifth Energy-Saving and Emission Reduction New Products New Technologies Fair
27	Mid-To-Late Nov	Garment Expo
28	Nov 25-28	Rosewood Expo
29	Dec 9-13	Guangxi Agricultural Products Trade Fair
30	Late Dec	Big Parade Building Materials Expo
31	Late Dec	Guilin Auto Fair

Table 5 Exhibitions by Liuzhou International Convention & Exhibition Center in 2016

No.	Date	Name
1	Feb 19	Nanguojinbao • Liudong New District "Send The Spring Breeze" Job Fair
2	Mar 11-13	Liuzhou Radio and Television Stations 2016 (Spring) Household Car Expo
3	Mar 19-20	2016 Agricultural Bank Of China Liuzhou Branch First Car Group Purchase
4	Apr 9	2016 China (Liuzhou) Performing Arts Trade Fair
5	Apr 22-24	2016 China Liuzhou Housing Industrial Exhibition



6	Apr 30- May 2	Nanguojinbao May Day Auto Show
7	Jun 8-11	2016 Longcheng Dragon Boat Festival Fair
8	Jul 23	2016 Liuzhou Maker Culture Festival
9	Jul 29-31	Nanguojinbao The 15th Car TradeFair
10	Aug 5-7	The First Liuzhou Broadcasting Wedding Festival
11	Sep 13-18	The 6th China-ASEAN (Liuzhou) Automotive Industry Exposition
12	Oct 9-10	Guangdong, Guangxi and Guizhou High-Speed Rail Economic Industry Expo
13	Oct 21-23	The 6th China- ASEAN (Liuzhou) Automotive Industry Exposition Car Parts Exhibition
14	Nov 24-27	Nanguojinbao The 16th Car Trade Fair and Commodity Fair
15	Dec 10-12	2016 China Sugarcane Mechanization Expo

II. Scale

The annual exhibition area is 1,200,000 m². 2 exhibitions are more than 50,000 m² in 2016, 40% of exhibitions are more than 10,000 m², 40% of exhibitions are 5000-8000 m², and 20% of exhibitions are less than 5000 m². In general, matured exhibitions will continue to maintain or expand the scale, while weighted small exhibitions still have long way to go to expand the scale.

III. Venues

In recent years, the exhibition area in Guangxi Province has significantly increased. The total area of Nanning International Convention & Exhibition Center, Guilin Convention & Exhibition Center, Guangxi Exhibition Hall, Guangxi National Palace and Guangxi Science and Technology Museum and other exhibition facilities is up to 200,000 m². Nanning International Convention & Exhibition Center has completed the expansion project in 2016 and reopened in September of the same year. The expansion has made the center to lead domestic exhibition venues in aspects of the overall structure, supporting facilities and function settings.

IV. Main Characteristics

1. The upgraded version of China-ASEAN Free Trade Area has brought development opportunities

China-ASEAN Free Trade Area has nearly 1.7 billion of population, nearly 2 trillion US dollars of GDP and nearly 1.2 trillion US dollars of trade value. These figures offer great opportunities and conditions for Guangxi Province to develop regional economy and exhibition platforms. At the key stage of facing the major opportunity of constructing the 21st century Maritime Silk Road, vigorously promoting the development along borders, building the upgraded version of China-ASEAN Free Trade Area, setting the development layout of implementing Dual-core Driver and Co-ordination of Three Areas, and achieving the Two Establishment Goals, Guangxi will set foot on a new level of economic development and its exhibition economy will meet a golden opportunity.

2. Resources lay the foundation for development

Guangxi Province is located in a subtropical monsoon area with plenty sunshine, abundant rainfall and mild climate

throughout the year, where grass survives through the winter without dry and flowers forever bloom ignoring the spring. The reason for the saying that Northerners prefer to have meetings in the South is that cities like Guilin, Nanning and Beihai have excellent environmental conditions for meetings, which are unique throughout the country and are suitable for meetings throughout the year. Rich resources and industries in Guangxi Province provide strong support and profound resource base for developing conventions and exhibitions and the exhibition economy.

3. Gradually deepening the combination of exhibition industry and dominant industries will be the development direction

The economic development of Guangxi Province ranks backward in the country. However, in more than 30 years of reform and opening up, Guangxi has cultivated and initially formed a series of competitive industries like sugar, nonferrous metals, metallurgy, electric power, automobiles, machinery, building materials, food and medicine, with good conditions of developing industrial cooperation with domestic and foreign enterprises. The exhibition industry will focus on serving the above mentioned competitive industries to form branded exhibitions and promote the exhibition industry and competitive industries to mutually develop in a virtuous circle.



Report on the Exhibition Industry Development of Inner Mongolia in 2016

In 2016, by focusing on the national development strategy of the “One Belt and One Road” and regional policies of “Opening up to the North”, Inner Mongolia Autonomous Region takes the initiative to develop, innovate, and enrich the connotation of exhibition trades and investments, actively builds branded exhibitions, enlarges foreign exchanges and cooperation, and makes effort to expand exhibition activities.

I. Quantity and Genres

7 major exhibitions are held in 2016, 130 people are organized in delegations to visit other regions or countries, more than 1900 business exhibitors are admitted, 102,000 m² of exhibition area are used, about 1,120,000 people are admitted by exhibitions, sales and contract amount are about 3.9 billion yuan.

Table 1 Major Exhibitions in 2016

No.	Name	Contracted Amount
1	The Second Inner Mongolia Taiwan Famous Brand Exhibition 2016	0.42 billion
2	2016 Ulan Bator • China Inner Mongolia Commodity Exhibition	Signed 0.17 billion
3	2016 Russia Buryat • China-Russia-Mongolia Commodity Exhibition	Cooperation intention 31.8million
4	The Second Hohhot New Year Fair	0.45 billion
5	China (Hailar) The Twelfth China-Russia-Mongolia Economic and Trade Fair & 2016 China International Building Materials Machinery Expo	On-site transactions 0.118 billion
6	2016 Inner Mongolia Hinggan League • China-Mongolia International Green Organic Expo	Sales 4.47million
7	2016 • China Erenhot China-Russia-Mongolia Economic And Trade Cooperation Fair	—

1. The 2nd Inner Mongolia Expo of Taiwan Famous Products

The exhibition was held from June 9th to 13th in Inner Mongolia International Convention & Exhibition Center. Exhibition area is 20,000 m², 330 quality exhibitors from Taiwan participated in the exhibition, 550 booths were set up and used, 5 large image pavilions and 9 industrial zones were set up, more than 110,000 visitors were admitted and 420 million yuan business opportunities were facilitated.

2. 2016 Commodity Fair at Ulan Bator of Mongolia, China

The exhibition was held from August 12th to 15th at Ulan Bator of Mongolia. A total of 61 business exhibitors with 70 booths participated in the exhibition, signing 12 projects worth of 170 million yuan. The delegation of

Party and regional government visited Chinese Embassy in Mongolia, held the opening ceremony, held activities like “Promoting Fair for Cooperation among Sino-Russian-Mongolian Enterprises”, “Investment and Trade Fair of Xing'an League, China”, “China and Mongolia International Information Service Promotion Fair”, and actively carried out communication and friendly exchanges with high-level leaders of Mongolia.

3. 2016 Chinese, Russian and Mongolian Commodity Fair in Republic of Buryatia

The exhibition was held in Ulan-Ude, the capital of Republic of Buryatia from October 9th to 12th, 2016 with 80 booths of 60 business exhibitors from Russia, Mongolia and China. Six enterprises from Inner Mongolia signed intent agreements of cooperation with Russian companies, valuing 31,800,000 yuan. The regional economic and trade delegation visited Consulate General of China in Irkutsk, Russia, organized activities like the opening ceremony, Sino-Russian-Mongolian Economic and Trade Fair, Productivity Cooperation Symposium for Commercial Sectors from China, Russia and Mongolia.

4. The 2nd Annual Hohhot Fair

The exhibition was held from January 22nd to February 12th, 2016 at Inner Mongolia International Convention & Exhibition Center. 600 business exhibitors from Chinese provinces and cities, and countries and regions like Mongolia, Russia, South Korea and Taiwan participated in the exhibition, 800 booths were set up in 5 zones with an exhibition area of 20,000 m², admission of 720,000 visitors and total turnover of 450 million yuan, double more than that at the previous exhibition.

5. China (Hailar) 12th China-Russia-Mongolia Economic and Trade Exhibition and 2016 China International Machinery and Building Materials Exhibition

The exhibition was held in Hailar from June 26th to 28th, 2016 with 410 domestic and foreign business exhibitors participated, 5 indoor pavilions were set up, a total of 24,700 m² of indoor and outdoor exhibition area was used, 90,000 visitors were admitted, 118 million yuan of turnover was reached on site and the amount of intent cooperation was 2.66 billion yuan.

6. 2016 Xing'an League of Inner Mongolia, China and Mongolia International Green Organic Products Expo

The exhibition was held from May 27th to 29th, 2016 in Ulanhot. 200,000 visitors were admitted, 4.47 million yuan of sales was achieved, and about 11,000 m² of exhibition area was used with 136 booths (including 93 exhibitors from Mongolia and 43 exhibitors from Xing'an League). During the exhibition, “Sino-Mongolian Investment and Trade Matchmaking Symposium” was organized with 145 participating enterprises (including 55 Chinese enterprises and 90 Mongolian businesses and covering industries as agriculture, animal husbandry and food imports), 6 projects were signed on site and 2 projects achieved the intention of signing with a signing amount of 53 million yuan.

7. 2016 Sino-Russian Trade and Economic Cooperation Fair in Erenhot, China

The exhibition was held from September 2nd to 6th in Erenhot with more than 430 booths, an exhibition area of 21,600 m² and more than 400 business exhibitors from home and abroad. It was a grand event held in Erenhot ever



since the 2nd Trade Fair with the highest investment, largest scale, most business exhibitors from home and abroad, and the most extensive participation.

II. Main Characteristics

1. Exhibitions and trade promotion activities are organized and carried out by focusing on the national development strategy of the “One Belt and One Road” and regional polices of “Opening up to the North”

In accordance with the national development strategy of the “One Belt and One Road” and regional development ideas of “Opening up to the North”, Inner Mongolia actively builds the economic and trade cooperation platform for domestic and foreign enterprises to exchange information, negotiate investments, display commodities and match projects, fully serving the economic cooperation and exchange for China, Russia, Mongolia and the Northeast Asia Region.

First, after continuously participating in 11 sessions of commodity, investment and trade fairs at Ulan Bator, Inner Mongolia for the first time has applied and handled approval procedures to sponsor and host Inner Mongolia Commodities Exhibition, aiming at implementing the target of building China-Russia-Mongolia Economic Corridor in the first year of the 13th Five-Year-Plan Period, making the unique advantage of holding exhibitions in Mongolia, promoting the two-way interaction of China and Mongolia exhibitions, motivating the practical cooperation of various fields, striving to achieve mutual benefit and win-win development, establishing platforms and carriers for governments of the League, enterprises and Mongolia to develop economic and trade exchanges and cooperation, and enhancing the export-oriented economy sense of enterprises. Second, Inner Mongolia for the first time cooperates with Buryat Commerce and Industry Chamber to hold Sino-Russia-Mongolia Commodity and Trade Fair at Ulan Ude City, Buryatia, Russia, aiming at promoting the pragmatic extension of cooperation mechanism among China, Russia and Mongolia through China-Russia-Mongolia Industry and Commerce Forum, exploring the implementation of the strategy of “Opening up to the North”, actively building a platform for the two countries to develop economic and trade cooperation, striving to achieve mutual benefit and win-win development, and promoting new achievements in economy and trade. Third, the success of “China (Hailar) 12th China-Russia-Mongolia Economic and Trade Exhibition and 2016 China International Machinery and Building Materials Exhibition” is a brilliant achievement of Inner Mongolia to open up to the North and a strong support for China to construct the “One Belt and One Road”. The China-Russia-Mongolia Economic and Trade Exhibition of Hailar have been held for 12 years, growing out of nothing and experiencing the glorious history of continuous development. In the new historical conditions, it continues to innovate, develop and constantly explore to strive to build itself into a prestigious branded exhibition in the north of China. The above mentioned exhibitions have played an important role in promoting the implementation of the national development strategy of the “One Belt and One Road” and “Opening up to the North”, and the organic combination with Russia's strategy of “Trans-Eurasian Development Belt” and Mongolia's “Grassland Road”.

2. Inner Mongolia accelerates to lead enterprises to “Going Out” and “Introducing In” by closely gathering around the purpose and sense of serving enterprises

First, Inner Mongolia accelerated to lead enterprises to go out, mainly leading enterprises to develop the market in Russia and Mongolia. Since this year, Inner Mongolia has held “Inner Mongolia Commodity Exhibition” and “Sino-Russia-Mongolia Trade Fair” in Mongolia and Buryat, Russia, offering a great deal of preferential conditions for business exhibitors of the autonomous region, providing finance and human security in aspects of exhibition organization, publicity, planning and booth layout, which fully mobilizes the enthusiasm of exhibitors in the region and has achieved good results. Second, Inner Mongolia carries out bilateral trade cooperation using the “Introducing In” approach. It organizes or supports activities as “Expo of Taiwan Famous Products”, “Second Fair”, “China-Russia-Mongolia Exhibition of Hailar”, and “China-Mongolia Green Fair of Xing’an League” to actively provide overseas business exhibitors with financial and policy support, build an important platform for economic exchanges of the autonomous region, promote deep cooperation and exchanges among domestic and overseas enterprises to achieve complementary advantages, promote normalized cooperation in economy, trade, tourism and culture and create an economic mutual benefit and win-win situation.



Report on the Exhibition Industry Development of the Ningxia in 2016

Since 2016, the Ningxia Hui Autonomous Region, on the basis of the successful holding of the 2015 Sino-Arabic Exposition and the 12th China Expo Forum for International Cooperation (CEFCO2017), has thoroughly implemented the spirit of Opinions of the State Council on Further Promoting the Reform and Development of the Exhibition Industry (GuoFa [2015] No.15), adhered to the development thought of building a solid industrial foundation and improving industrial standards, taken the talent training and financial support as the focus, and guided the benign industrial upgrading through its policies, which have effectively enhanced the exhibition industry of the whole region, especially the development level of the exhibition industry.

I. Quantity and Genres

In 2016, a total of 126 exhibitions of various kinds were held in the Ningxia Hui Autonomous Region. Classified by the activities, they included 39 conventions and 87 exhibitions; classified by the holding cities, 91 were held in Yinchuan (including 36 conventions and 55 exhibitions), 12 were held in Shizuishan (including 2 conventions and 10 exhibitions), 20 exhibitions were held in Wuzhong, and 3 (1 convention and 2 exhibitions) were held in Guyuan. The above reveals that the exhibition industry development in Ningxia still takes the provincial capital as the focus (conventions and exhibitions held in Yinchuan take up 72.2%, leveling off with that in 2015; exhibitions take up 63.2%, a growth of 22% than that in 2015, and conventions take up 92.3%, a growth of 7% than that in 2015). The numbers of conventions and exhibitions held in Shizuishan and Wuzhong almost hold the line of those in 2015, but Guyuan witnessed a slow development and Zhongwei witnessed a sluggish development of the exhibition market. Among these exhibitions, 87 exhibitions were registered, including 8 about real estate and building materials, accounting for 9%; 6 about automobiles, accounting for 7%; 13 about apparels, textiles and clothing, accounting for 15%; 4 about medical care and pension, accounting for 4.5%; 12 about talents, cultural arts, and cultural education, accounting for 14%; 4 about agricultural technologies and equipment technologies, taking up 4.5%; 4 about jewelry and jade, accounting for 4.5%; 17 about food and composite commodities, taking up 20%; 11 about leisure, recreation and sports, tourism, and wedding celebration, taking up 12.5%; 4 about e-commerce and information technology, accounting for 4.5%; 4 about other categories, taking up 4.5%.

Table 1 Distribution of Exhibitions by Genre Category in 2016

No.	Genres	Quantity
1	Real Estate	8
2	Auto	6
3	Apparels, Textiles and Clothing	13
4	Medical Care and Pension	4
5	Talents, Cultural Arts, and Cultural Education	12
6	Agricultural Technologies and Equipment Technologies	2
7	Jewelry and Jade,	4
8	Food and Composite Commodities	17
9	Leisure, Recreation and Sports, Tourism, and Wedding Celebration	11
10	E-Commerce and Information Technology	4
Total of 10 categories		83
The proportion of 10 categories in the total exhibition (%)		95.5

II. Scale

In 2016, a total of 24,400 exhibition booths were set up in the whole region covering an area of 942,000 m², including 600 overseas booths that account for 2.5%. A total of about 17,000 enterprises participated in exhibitions, including about 500 overseas exhibitors that account for 2.9%. A total of 75,000-person-time exhibitors were present, including 1,000-person-time overseas exhibitors that account for 1.3%. Exhibition visitors for the whole year were about 2.33 million person time.

The exhibitions covering more than 10,000 m² take up 29%; those covering 8,000-10,000 m² take up 7%; those covering 5,000-8,000 m² take up 24%; and those covering less than 5,000 m² take up 40%. Mature exhibitions that have begun to have the brand effect and new exhibitions that are planned and introduced have become the mainstay of large-scale exhibitions, but some of the long-lasting exhibitions in the region have decreased in scale for various reasons. The poor sustainability of exhibition brands, fierce homogeneous competition, high elimination rate of the large-scale exhibitions, and the large proportion of small-and-medium-sized and consumption exhibitions also show that the exhibition industry development in this region is significantly affected by economic factors.

Table 2 Distribution of Exhibitions by Scale in 2016

Scale (m ²)	Quantity	Rate
Above10000	25	29%
8000-10000	6	7%
5000-8000	21	24%
Below 5000	35	40%

Table 3 List of Scaled Exhibitions in 2016

No.	Name	Area (m ²)
1	2016 China Ningxia Advertising Logo Industry Expo	10000
2	2016 China Yinchuan "One Belt And One Road" Tourism and Leisure Industry Expo	10000
3	The 6th China Yinchuan Fishing Tackle Exhibition	12000
4	2016 China Yinchuan Gems & Jewelry Culture Expo	10000



5	China Arab Expo-China (Ningxia)International Water Saving Exhibition in 2016	10000
6	China (Yinchuan)International Smart Factory Technology and Equipment Exhibition	20000
7	The First China Ningxia International Tourism Exposition	30000
8	2016 2nd Informatization Application Exhibition	10000
9	2016 China Ningxia Sugar & Wine Fair	10000
10	2016 China Yinchuan International Auto Expo	70000
11	2016 Yinchuan 11.11 Auto Show	30000
12	2016 2nd (Ningxia) China-Arab International Tea Expo	35000
13	2016 Yinchuan Yuehaiwan International Cultural Exchange - Korea International Folklore Festival	10000
14	2016 China Yinchuan "One Belt And One Road" Special Culture Products Expo	23000
15	The 7th Housing & Automobile Fair of Western region in China (Yinchuan)	50000
16	The 9th Yinchuan International Auto Expo	70000
17	2016 First Yinchuan Biennale	10000
18	2016 China International Paper and Equipment Expo	10000
19	The 2nd Candy & Drysaltery Festival	20000
20	The 3rd Candy & Drysaltery Festival	20000
21	2016 China (Ningxia) Exhibition of Achievements in modern farming Science & Technology	30000
22	2016 Yinchuan China International Trade Fair-Countries Along The "B&R"	12000
23	2016 (2nd) Ningxia Internet+ Industry Expo	10000
24	2016 "3.15" Wanbo Auto Parts City Auto Trade Fair	15000
25	The 2nd Wanbo International Auto Expo	20000

III. Venues

In 2016, exhibitions undertaken by Yinchuan International Convention & Exhibition Center take up 57% in the number and 35% in the covering area; those undertaken by Yinchuan Agri-Expo Garden took up 4.5% in the number and 9.3% in the covering area.

Table 4 Exhibitions by Exhibition Venues in 2016

Venue	Quantity	Rate of Exhibition Area
Yinchuan International Convention & Exhibition Center	50	35%
Yinchuan Agri-Expo Garden	4	9.3%

IV. Main Characteristics

1. Optimized policy environment

After the Several Opinions of the State Council on Further Promoting the Reform and Development of the Exhibition Industry (GuoFa [2015] No.15) was issued in 2015, the Government of the Ningxia Hui Autonomous Region began to attach great importance to it and immediately instructed the Bureau of Exposition of the Ningxia Hui Autonomous Region to formulate and issue the Implementing Opinions on Accelerating Exhibition Industry Development (Ningzheng Ban Fa [2015] No.157). According to the document, the Bureau of Exposition decided

to set aside a special fund of 20 million yuan each year to support and encourage the development of convention and exhibition industry. In 2016, Ningxia Regional Department of Finance and Bureau of Exposition jointly issued Measures for Management of the Special Fund for the Convention & Exhibition Industry Development of the Ningxia Hui Autonomous Region (NingCai (Enterprise) Fa [2016] No. 739) which further clarified the use standards of the special fund and implementation methods and effectively mobilized the initiative of the whole regional exhibition industry.

2. Reinforced talent construction

In December 2015, the Office of Talents of the Ningxia Hui Autonomous Region formally set up the project of Ningxia exhibition economic talent training program to appropriate the special fund for the organization of exhibition industry training. In December 2016, the Training Center of China Council for the Promotion of International Trade (CCPIT) and the Bureau of Exposition of the Ningxia Hui Autonomous Region jointly organized the 2016 Annual Exhibition Capacity Training (Ningxia) and the 2016 Annual Advanced Training (Ningxia) of Exhibition Management as scheduled. A total of 200 participants from the exhibition industry and related institutions in the whole region participated in the two trainings. During the trainings, 19 industry executives and experts from home and abroad delivered 22 excellent lectures, which effectively improved trainees' professional ability and theoretical knowledge, and achieved good results. After coordination with CCPIT training center, the Bureau of Exposition decided to institutionalize the training which was scheduled to be held in Ningxia in the fourth quarter of each year.

3. Industrial linkage development encouraged

In view of such problems as the late start, weak economic base and low degree of specialization of Ningxia exhibition industry, Ningxia gives more priority over the industrial linkage development in its industry development thought. First of all, a series of supporting policies have been issued to expand the development space of exhibition industry, which attracts a batch of domestic first-line exhibition enterprises to set up branches in Ningxia, such as CMEC International Exhibition Co., Ltd., Beijing North Star, Beijing Weishi, Kaixuan, and the like. These enterprises can lead and promote the development of exhibition enterprises in the region. Secondly, the radiating and leading role of Yinchuan in the exhibition industry has been given into a full play. Efforts were made to plan and introduce domestic quality brand exhibitions as well as new exhibition-holding concepts, ideas, and patterns to Yinchuan so as to set examples for the exhibition industry in other cities. Thirdly, a small number of strong and professional exhibition enterprises are encouraged and guided to conduct the second brand development for the existing mature exhibitions to mobilize other enterprises' initiative to participate in exhibition industry. Fourthly, the exhibition industry chain is encouraged and improved by gradually expanding the market shares of enterprises specializing in custom assembly, design, and construction of exhibitions, which helped remove the industrial "weakness" that all exhibitions in the region were designed and constructed by enterprises out of the region.



Report on the Exhibition Industry Development of Heilongjiang in 2016

Since 2016, Heilongjiang Province has been concentrating on targets of economic construction and social development, studying the development trend of exhibition economy in the post-crisis era, actively promoting the marketization process of exhibition industry, insisting on the direction of specialization, internationalization, branding and informatization and accelerating the restructuring and upgrading of exhibition industry to strive to seize opportunities, integrate resources and form a joint force.

I. Quantity and Genres

A total of 64 exhibitions are held throughout the year. 2 are exhibitions of real estate and building materials, accounting for 3.1%. 2 are exhibitions of textile, garment, apparel and accessories, accounting for 3.1%. 4 are exhibitions of light industrial products, handicrafts, works of art, tourism and wedding, accounting for 6.3%. 2 are exhibitions of talent, entrepreneurship and culture, accounting for 3.1%. 1 is exhibition of medical care, accounting for 1.6%. 1 is exhibition of industry, accounting for 1.6%. 7 are exhibitions of furniture and woodworking machinery, accounting for 10.9%. 9 are exhibitions of agriculture and fishery, accounting for 14.1%. 11 are exhibitions of automobile and ships, accounting for 17.2%. 1 is exhibition of electronic information and software, accounting for 1.6%. 7 are comprehensive exhibitions, accounting for 10.9%. 17 are exhibitions of other categories, accounting for 26.6%.

Table 1 Distribution of Exhibitions by Genre Category in 2016

No.	Genres	Quantity
1	Real Estate/ Building Materials	2
2	Textile / Garment / Fashion	2
3	Light Industrial Commodities / Artware / Tourism / Wedding Ceremony	4
4	Talent / Entrepreneurship / Culture	2
5	Medical	1
6	Industry	1
7	Furniture / Woodworking Machinery	7
8	Agriculture / Fisheries	9
9	Auto / Ship	11
10	Electronic Information, Software	1
Total of 10 categories		40
The proportion of 10 categories in the total exhibition (%)		62.5

II. Scale

The year 2016 has witnessed an annual exhibition area of 1,552,900 m², 66,802 booths, 48,639 business exhibitors and 125,497 visitors. 73% of exhibitions are more than 10,000 m², 13% of exhibitions are 5000-10000 m² and 14% of exhibitions are less than 5000 m².

Table 2 Distribution of Exhibitions by Scale in 2016

Area (m ²)	Quantity	Rate
Above 10000	47	73%
5000-10000	8	13%
Below 5000	9	14%

Table 3 List of Scaled Exhibitions in 2016

No.	Name	Area (m ²)
1	The 4th China International Advanced Material Industry Exposition & The 27th Harbin Economic and Trade Fair	86000
2	The 4th Heilongjiang International Green Organic Food Industry Exposition & Harbin World Agricultural Exposition	68000
3	The 4th China International Port Trade Expo	35000
4	Harbin Cold Zone Exposition	35000
5	Harbin Household, Decorative Material Exhibition (Home Expo)	34000
6	Harbin Spring Auto Week	50000
7	Harbin Furniture Expo	35000
8	The 4th China (Northeast Asia) Forest Expo 2016	47000
9	The National Motorcycle, Tricycles Accessories Expo	50000
10	The 13th Harbin International Automobile Industry Exhibition	100000
11	Heilongjiang Furniture & Wood-Working Machinery Expo	50000

III. Venues

In 2016, Harbin International Convention & Exhibition Center undertakes 63% of the total exhibitions and 76% of the total exhibition area, other exhibition venues in Heilongjiang Province undertake 37% of the total exhibitions and 24% of the total exhibition area.

Table 4 Exhibitions by Exhibition Venues in 2016

Venue	Quantity	Total Area (10000 m ²)
Harbin International Exhibition Sports Center	40	118
Southern China City, Harbin	7	9.5
Suifenhe Comprehensive Free Trade Zone International Famous Products Exhibition Center	1	3.5
Yiwu Jixi International Trade City	1	1.5
Jixi Cultural Square	1	2
Mudanjiang International Convention and Exhibition Center	3	5.2
Mudanjiang Modern Art Museum	1	2.3
Dongning Yu Shicheng	1	2.6
Daqing Braun Convention & Exhibition Center	2	0.72
Daqing North Auto Parts City	1	3.27
Qigihar Convention and Exhibition Center	1	2
Yichun Huiyuan International Exhibition Center	1	4.7



Report on the Exhibition Industry Development of Guangdong in 2016

In 2016, the exhibition industry of Guangdong Province presents the following characteristics:

1. The exhibition industry continues to steadily grow

In 2016, the exhibition industry in Guangdong Province maintains the good momentum of sustainable and healthy development, the scale of exhibition industry continues to expand, economic benefits continue to increase, and venues and supporting facilities are increasingly perfected. According to incomplete statistics and estimates, the quantity of exhibitions and exhibition areas in major exhibition cities in Guangdong Province has respectively increased by 5.34% and 0.98% in 2016 comparing to the previous year, achieving double growth.

2. The development of exhibition industry is more standardized

Major exhibition cities in Guangdong Province have released policies to continuously increase support efforts for the exhibition industry. The proposal of “Gathering the Whole Industry Chain Resources in Pazhou to Create a New Power Source with New Mechanism” was put forward in the fifth session of the twelfth Guangzhou Municipal People's Political Consultative Conference and was selected as key proposals of 2016 to be supervised and managed by the Mayor of Guangzhou Municipal People's Government. In addition, Department of Commerce of Guangdong Province, CCPIT Guangdong Sub-Council and relevant departments provide policies and funds for Convention and Exhibition Associations to construct exhibition platforms, integrate resources in Guangdong Province and issue information for business exhibitors in Guangdong Province, which effectively docks resources of governments, associations, enterprises and universities and promotes healthy and orderly development of the exhibition industry in Guangdong Province.

3. The construction scale of exhibition venues is expanding

The construction of exhibition venues in Guangdong Province has been leading the whole country. In 2016, the first-stage construction of Tanzhou International Convention & Exhibition Center was completed and the cornerstone of New Shenzhen Exhibition Center was laid, which shows that the scale of exhibition venues in Guangdong province is gradually increasing. In addition, exhibition venues in Guangdong Province are aiming at dislocated professional development, for example, Tanzhou International Convention & Exhibition Center will fill in the domestic market gap of professional industrial exhibitions after being put into use.

4. The listing process of exhibition businesses is accelerating

It has become a trend in the past two years for exhibition businesses to be listed. Listing is of huge help for improving the communication effect of the corporate brand, which increases corporate financing channels and makes the corporate governance structure more perfect. On July 27th, Guangzhou Cimu Exhibition Co., Ltd. (security abbreviation: Cimu Share, Security Code: 838185) was successfully listed in National Equities Exchange and Quotations.

5. Branded exhibitions continue to develop

In 2016, branded exhibitions in Guangdong Province continue to grow, the influence of industry is increasing and exhibition benefits are steadily improving. The cumulative export turnover of the 120th Guangdong Chinese Export Commodities Fair is 187.301 billion yuan, the attendance number of overseas purchasers of Canton Fair is experiencing restorative growth and the transaction volume is being stabilized. The number of participating countries and foreign delegations, and the first launch number of products in the 18th China Hi-Tech Fair (Shenzhen Hi-Tech Fair) are the highest ever.



Report on the Exhibition Industry Development of Macau in 2016

In 2016, Macau Special Administrative Region (SAR) Government will continue to carry out various exhibitions by taking the resource integration and service improvement as the main objective, including effectively implementing various exhibition industry support programs and streamlining the application procedure, fostering local brand exhibitions, vigorously introducing and supporting the introduction of large-scale exhibitions from other places, deepening the regional cooperation in exhibition industry, and promoting the healthy and sustainable development of exhibition industry in Macau.

I. Quantity and Genres

During the first three quarters of 2016, a total of 905 MICE activities have been held in Macau SAR with the participants and attendance reaching 1,215,000 person-time. Among these exhibitions, there are 843 conferences, an increase by 16 and an increase of participants by 37.7% to 106,000 person-time than that in the previous year; there are 39 exhibitions, a reduction by 16 and a reduction by 32.9% to 1,078,000 person-time than that in the previous year; there are 23 incentives that attract participants of 31,000 person-time.

II. Scale

During the first three quarters of 2016, there is a total of 5,496 exhibition booths with 3,137 exhibitors and 65,000-person-time professional visitors, including 1,964 exhibitors and 59,000-person-time professional visitors in exhibitions held by non-governmental organizations. These exhibitions covering more than 3,500m² account for 26.5% while those covering less than 3,500m² take up 73.5%. It is estimated that non-governmental organizations held 34 exhibitions with the attendance accounting for 85.5% (922,000 person-time) of the total.

Table 1 Distribution of Exhibitions by Scale in 2016

Venue	Quantity	Total Area (10000 m ²)
Harbin International Exhibition Sports Center	40	118
Southern China City, Harbin	7	9.5
Suifēnhe Comprehensive Free Trade Zone International Famous Products Exhibition Center	1	3.5
Yiwu Jixi International Trade City	1	1.5
Jixi Cultural Square	1	2
Mudanjiang International Convention and Exhibition Center	3	5.2

Mudanjiang Modern Art Museum	1	2.3
Dongning Yu Shicheng	1	2.6
Daqing Braun Convention & Exhibition Center	2	0.72
Daqing North Auto Parts City	1	3.27
Qigihar Convention and Exhibition Center	1	2
Yichun Huiyuan International Exhibition Center	1	4.7

The data about the 38 items related to the exhibition organizers collected during the first 3 quarters of 2016 reveal that the income related to the exhibition reached 83,560,000 MOP and the expenditure reached 117,000,000 MOP, including the income of 80,000,000 MOP and expenditure of 59,520,000 MOP for the 33 items related to the exhibition hosted by non-governmental organizations. These data indicate that MSAR policies to promote the market-oriented exhibition industry development have achieved initial success.

III. Venues

Macau is home to world-class large-scale international convention & exhibition venues that can meet the needs of various activities. In 2016, there have been 9 convention & exhibition venues (including 2 public-operated venues) in Macau and the total area of these venues, including the mid-small sized convention venues provided by the hotels, has reached 190,000 m².

Table 2 Exhibitions by Exhibition Venues in 2016

Venue	Total Area (m ²)
Macau East Asian Games Dome	5772
Macao Museum of Art	1073
The Venetian Macao-Resort-Hotel	75000
Macao Convention Centre	5090
Macau Tower Convention & Entertainment Centre	4420
Macau Fisherman's Wharf	3988

IV. Main Characteristics

1. Macau SAR Government's first five-year plan has been launched to promote the development of the exhibition industry

To achieve a moderate and diversified economic development is the only way to Macau's sustainable development. At present, Macau is committed to building "One Center and One Platform" and is actively integrating into regional cooperation by giving a full play to its unique advantages to seize the major opportunity of China's "13th Five-year Plan". In September 2016, Macau SAR Government announced its first five-year plan: "Macau SAR Five-Year Development Plan (2016-2020)". It is pointed out in the Plan that Macau shall first of all construct a major tourism and leisure industry. It thus follows that Macau shall deepen the interaction, complementation, and common



development between the tourism industry and other sectors, such as the hotel, exhibition, and trade, so that a prosperous tourism and leisure industry can be established, a moderate and diversified economic development can be promoted, and a solid foundation can be laid for the exhibition industry.

2. Macau SAR Government is highly involved

The Macau SAR Government's participation in the exhibition organization is mainly manifested in "Macau International Environmental Co-operation Forum & Exhibition"(MIECF). MIECF was organized by Macau SAR Government and supported by various national ministries and commissions. It has been held for 9 times until 2016 and the main leaders from the nine Pan-PRD (Pearl River Delta) provinces/district governments and HKSAR Government have been present at these exhibitions for officiating for several times, which indicates the prior status of MIECF in the annual work and guarantees its effectiveness.

3. Supports and incentive measures for the convention and exhibition

Exhibition industry is one important entry point of Macau's moderate and diversified economic development. In order to coordinate with and promote the exhibition industry development, Macau Trade and Investment Promotion Institute (MTIPI) has been in full charge of a series of work of the exhibition industry development since last year, initiated several convention & exhibition special assistance programs on January 1, 2016, including The Convention & Exhibition Stimulation Program, The International Meeting and Trade Fair Support Program, MICE Trade Shows Rewards Program, and Convention & Exhibition Professional Training Support Program, and has been optimizing the 'one-stop' service for convention & exhibition auction and support. Simultaneously, all walks of life make joint efforts to introduce a number of high-quality exhibition activities to Macau, and are committed to infusing new elements into the existing domestic and overseas brands convention and exhibition programs. In addition, their involvement in the construction of the "Three Centers" devoted to China-Portugal commerce and trade cooperation, that is, "Sino-Portuguese Business Service Center for Small and Medium-sized Enterprises", "Portuguese-speaking Countries Food Distribution Center", and "Sino-Portuguese Economic and Trade Cooperation Exhibition Center", can further enhance the attractiveness of the Macau convention and exhibition programs.

4. Certification by the international rating institution

The development of Macau convention and exhibition industry is not only valued and supported by the Central Government and the Macau SAR Government but has also won recognition from international exhibition organizations and other sectors. The Global Association of the Exhibition Industry (UFI) published in 2016 its Annual Report on Exhibition Industry in Asia in 2015 which claimed that the professional exhibition market in Macau in 2015 achieved the growth of 5.9%, higher than the average growth in Asia. In addition, six exhibitions in Macau have been certified by UFI, including Macau International Trade and Investment Fair (MIF), MIECF, Global Gaming Expo Asia (G2E Asia), China (Macau) International Automobile Exposition, as well as China (Macau) International Yacht Import and Export Fair and Macau Business Aviation Exhibition (MBAE) certified by

UFI in 2016, which reflects the professionalized trend of the Macau exhibition industry. International Congress & Convention Association (ICCA) recognized 28 conventions or events held by international associations in Macau in its Annual Report on International Association Convention Market in 2015 issued in 2016. In the report, Macau ranked 21st in Asia-Pacific region, climbing up 38 places within 4 years. Two international rating institutions are positive about Macau's development, which also indicates Macau's increasing attraction for global conventions & exhibitions.



Report on the Exhibition Industry Development of Hong Kong in 2016

Hong Kong, located at the heart of Asia, enjoys a convenient transportation, making it an ideal venue for international conventions and exhibitions as well as one of the best meeting, exhibition and incentive cities recognized in the world. It was selected as one of the “Best Business Cities in the World” at the 2014 Business Traveler Asia-Pacific Travel Awards and then awarded the “Best City for Business Events” in the 2015 CEI Industry Survey conducted by CEI Asia, a leading magazine in MICE industry.

I. Quantity and Genres

More than 100 exhibitions were held in Hong Kong in 2015, attracting more than 1.7 million overseas overnight visitors for MICE activities. Hong Kong Trade Development Council (HKTDC) hosts over 30 international trade fairs in Hong Kong each year, including 11 Asian largest purchasing platforms and many globally largest trade exhibitions in electronics, jewelry, gifts, watches and lighting.

II. Venues

Hong Kong has more than 50 exhibition venues of different sizes, including the most important three venues: Hong Kong Convention & Exhibition Center (HKCEC), Asia World-Expo (AWE) and Kowloon Bay International Trade & Exhibition Center (KITEC), with the former two among the top three-A exhibition venues in Asia. The total exhibition area available in Hong Kong has exceeded 150,000m². In the exhibition season, the exhibition space provided by HKCEC and AWE encounters tension in supply. In view of this, Hong Kong Government commissioned a consultant, in 2014, to study and assess Hong Kong's demand for convention and exhibition facilities over the next 15 years. One of the recommendations made by the consultant was to construct new facilities. In his policy address in 2015, the Chief Executive announced that the construction of a new convention center above the Exhibition Station on SCL around 2020 would be taken into consideration.

To address the shortage of exhibition space at HKCEC during peak seasons, Hong Kong Government has been encouraging the way of “Hosting One Exhibition in Two Venues” since 2009, that is, hosting one exhibition at both HKCEC and AWE. For example, “Hong Kong Jewelry& Gem Fair” has been launched in this way since 2009, which gave rise to ideal effects. From 2009 to 2014, the number of exhibitors and attendance increased by 21% and 51% respectively.

III. Main Characteristics

1. Specialized agency in charge of the planning and coordinating

In 2008, Hong Kong Tourism Board (HKTB) set up Meetings & Exhibitions Hong Kong (MEHK) which will provide one-stop professional services for MICE activities, including publicity, promotion to visitors, venue coordination, assisting in the invitation of local celebrities to act as officiating guests, and liaison with government departments. In the 2015 Industry Survey conducted by CEI Asia magazine, MEHK received the second prize of “Best Convention Board”, proving its recognized high-quality service.

2. High-level suppliers providing services

At present, there are more than 100 exhibition service providers in Hong Kong providing specialized or integrated exhibition services. Some host organizers of large-scale international business events have set up regional headquarters in Hong Kong to co-ordinate activities conducted in Hong Kong and the Mainland of China.

In addition to organizing events in Hong Kong, these host organizers arrange local exhibitors to participate in exhibitions in places other than Hong Kong, in an active effort to explore potential regions that can host exhibitions, including developed markets and emerging markets such as the Middle East and Eastern Europe.

3. Reception capacity constantly enhanced

What follows the continuous increase in the number of visitors to Hong Kong is the synchronized growth of the hotel room supply. As of January 2016, there had been 254 hotels in Hong Kong offering 74,290 rooms of different grades. The number of hotels and rooms increased by 52% and 25% respectively than those in 2009. In the fiscal year of 2016/17, Hong Kong plans to add three hotel sites, which means an increase of about 2,100 rooms.



Report on the Exhibition Industry Development of Beijing in 2016

In 2016, Beijing made a plan about its exhibition industry centering on urban functional orientations. In June, *Beijing Municipal Tourism and Exhibition Industry Development Plan for the 13th Five-Year Plan Period* was issued in which the overall orientation of building an international convention and exhibition center city and becoming the leader of China's, especially Beijing-Tianjin-Hebei (BTH) region's exhibition industry was proposed to enrich and refine the concept of "large exhibition". It also put forward the overall goal that Beijing would be built into an international convention and exhibition center city with a sound system, optimized structure, reasonable layout, and favorable environment and that Beijing exhibition industry would be cultivated into a major part of Beijing's high-grade, precision and advanced economic structure and an important carrier of the construction of the "Four Centers" (political center, cultural center, international exchange center, and science and technology innovation center).

In order to implement the spirit of *Opinions of the State Council on Promoting the Exhibition Industry Reform and Development* (GuoFa [2015] No. 15), Beijing Municipal Commission of Commerce timely adjusted the functions of different departments in 2016 and integrated such specific businesses scattered in different departments as the organization of outbound exhibitions and Canton Fair, and management functions of the exhibition industry into the Department of Trade Development, taking the lead in coordinating the formulation and implementation of the municipal exhibition industry development strategy, planning, policies and standards. The Commission also guided enterprises to participate in various domestic and foreign trade promotion activities; took charge of the registration of foreign trade operators and the hosting of foreign economy and technology exhibition in Beijing, in an effort to strengthen the unified management and coordination of the whole municipal exhibition industry. In addition, it organized several industry development forums to seek the ideas and suggestions on the municipal exhibition industry development from relevant units and enterprises and then set out to draft "*Guiding Opinions of Beijing Municipal People's Government on Promoting the Healthy Development of the Exhibition Industry*".

I. Quantity and Genres

In 2016, a total of 197 up-scale professional economy and trade exhibitions were held in Beijing. Among these exhibitions, there were 13 about real estate and building materials; 4 about textiles and clothing; 24 about light industrial goods, handicrafts, works of art, tourism, and wedding celebration; 24 about talents, entrepreneurship, and culture; 16 about medical treatment; 23 about industries; 8 about housing and accommodation and furniture; 24 about agriculture, fisheries, and food; 12 about automobile and transportation; 4 about jewelry; 11 about electronic

information and software. In addition, there were 31 exhibitions about professional technologies, comprehensive category, and other categories.

II. Main Characteristics

1. Stabilization and recovery of the exhibition industry with an obvious growth in international exhibitions

As of the end of November 2016, a total of 419 exhibitions of various kinds have been held in the main venues in Beijing, an increase of 10.6% than that at the same period in 2015. Among all these exhibitions, there were 183 international ones accounting for 43.7%, including 137 covering more than 10,000 m² with an increase of 26.9% than that in 2015. There were 236 domestic ones, up by 18% than that at the same period in 2015, including 51 covering more than 10,000 m² with a reduction of 7.3% than that in 2015.

2. Exhibitions act as an important bridge during the process of practicing the national development strategy

The “One Belt and One Road” is our national important development strategy in the period of reform and opening up. The Silk Road started in western China and now as China’s geographical pattern of opening up underwent major adjustments, the central and western regions taking up 2 thirds of China’s territory shoulder the responsibility of connecting the Silk Road Economic Belt. Beijing exhibition enterprises seize this opportunity to focus overseas exhibitions on the emerging markets along the “One Belt and One Road” while consolidating and expanding the original international exhibition markets. In 2016, Meorient International Exhibition, CMEC International Exhibition Co., Ltd., Silk Road Legend International Exhibition, Yihe Yongbang Exhibition and other exhibition companies continued focusing on fostering and boosting the central and western exhibition markets by hosting exhibitions and expositions connecting the international markets in Asia and Europe and West Asia in Henan, Gansu, Ningxia and other provinces and autonomous regions. Then these companies, on the basis of these exhibitions, host our own exhibitions or build up pavilions of Chinese theme in dozens of countries, such as Mongolia, Russia, Pakistan, Thailand, Egypt, Turkey, India, Czech Republic, and Mexico. In March 2016, CMEC International Exhibition Co., Ltd. assisted Dongfeng Motor in developing the Algerian market in a deep way, resulted in the on-site signing of 29 paid orders and 70 intentional orders of passenger vehicles, a good start of sales to North African market in 2016.

3. Changing the way of “going out” to promote the industrial capacity output

The exhibition industry has always been playing its role in promoting and leading the industrial development. With the national industry upgrading and implementation of the “One Belt and One Road” strategy, some of China’s high-quality surplus industries are transferred to other countries and regions. In 2016, the CCP-owned exhibition enterprises in Beijing take the responsibility of putting the national strategy into practice and combine the expansion of “One Belt and One Road” international markets with transferring of excess capacity of traditional industries to help enterprises learn about the overseas investment environment, market demand, and cooperation information. Their efforts have greatly changed the way of “going out”: the product output has been upgraded to capacity output that integrates the industry with ability to facilitate the “going out” of China’s materials, equipment, technologies, standards and services.



4. Promoting the regional integration of exhibition industry through coordinated development of BTH region

BTH region integrated and coordinated development is one of the major national development strategies. As the benchmark of economic and industrial development, the exhibition industry plays a pioneering and leading role in the social and economic development. In October 2016, the “Convention on the Coordinated Development of Exhibition Industry in Beijing-Tianjin-Hebei Region” was held in Shijiazhuang and the Exhibition Industry Association of BTH region proposed the initiative that an exhibition brand in the region should be established and an exhibition industry platform entailing inter-province connection and win-win cooperation be established.

5. Boosting regional exhibition industry by seizing the opportunities of “World Horticultural Exposition” and “World Winter Games”

Yanqing District, far from Beijing, has always been the weak area of Beijing municipal exhibition economic development. In 2016, on the occasion of 2019 World Horticultural Exposition and 2022 World Winter Games, Yanqing District, by taking the exhibition industry development as an important carrier of regional social economic development, founded Yanqing District Business Exhibition Promotion Center and completed the preparation of Yanqing District Exhibition Industry Development Plan for the 13th Five-year Plan Period. As of the end of November, Yanqing had held a total of more than 30 exhibitions, games, and celebrations themed with ice and snow activities and agriculture, forestry, and horticulture and characteristic with local flavors, in an attempt to cultivate the brand awareness of Yanqing district exhibition.

6. Industry transferring affects the exhibition industry and cultural exhibition market is dynamic

In 2016, the optimization and upgrading of industrial structure and the dispersal of non-capital core functions in Beijing ushered in its crucial stage. At this time, the manufacturing, machine equipment and energy exhibitions downsized, while exhibitions and shows, their derivatives, and cultural consumption activities themed with cultural creative industry thrived. The Fourth Beijing People Beneficial Cultural Consumption Season alone covered more than 120 featured activities, including exhibitions, performances, games, travel, teaching, health, food, and entertainment, and attracted tens of millions of people for visits, which gave a full play to the exhibition's role in promoting the industry development and consumption.

Report on the Exhibition Industry Development of Shanghai in 2016

In 2016, Shanghai adheres to focusing on central targets and serving the overall situation, conscientiously implements *Guidelines for Promoting the Reform and Development of Exhibition Industries* released by Shanghai municipal government, actively accomplishes key tasks as promoting local legislation for the exhibition industry, enhancing the international level of exhibition economy and building internationally competitive exhibition groups.

I. Quantity and Genres

In 2016, CCPIT Shanghai Sub-Council held a total of 20 domestic exhibitions with a total exhibition area of 883,000 m² and the total admission of 740,000 people. The year witnessed overseas exhibitions with a total exhibition area of 10,288 m², 1124 booths, 859 business exhibitors and the admission of 1602 visitors.

II. Main Characteristics

1. CCPIT Shanghai Sub-Council focuses on running key exhibitions by aiming at the target of constructing Shanghai Convention & Exhibition Capital

In 2016, exhibitions of auto parts, wedding dress and photography, dyestuff and mold have conquered difficulties and created greater success by grasping market opportunities on the basis of original conditions. The exhibition of wedding dress and photography and children's development in Spring as the wind vane of China's wedding photography industry has created a one-stop trade procurement platform for global wedding industry, which has brought exhibitors and the audience with a new and comfortable experience through its new look. The exhibition of wedding dress and photography and children's development in Autumn also has presented its shiny debut with strong lineup, whose internationalization and branding have been further enhanced and the effect is widely acclaimed. The scale of spring exhibition and autumn exhibition is up to 250,000 m², 25% more than the original exhibition area, bringing together 2,000 business exhibitors and attracting a total of more than 200,000 visitors during 4 days, which smoothly realizes the third leap-forward development and leaps to the top wedding industry exhibition in scale. As the world's largest dyestuff industry event integrating functions of exhibition, trade, and research, and maintaining the first global scale of the industry, the Dye Show brings together 620 business exhibitors from 16 countries and regions with a total exhibition area of 40,000 m². New business exhibitors from Pakistan and Thailand join the exhibition and the area of India Pavilion is expanded to 1,500 m². 2016 Mold Exhibition is a biennial exhibition project by coinciding with the 30th year of DMC China International Mold Exhibition, which occupies an exhibition



area of more than 70,000 m², bringing together 835 business exhibitors and ranking the first in scale among global mold industry exhibitions. The exhibition attracts an admission of 52,961 visitors (including the admission of 5427 overseas people), organizes nearly 110 visit group of enterprises, parks and associations and invites more than 300 VVIP purchasers from world's top 500 enterprises. Auto Show and New Energy Auto Show follow the new development concept to boost the development of automotive industry. The area of the first Shanghai International Green Auto Show is up to 30,000 m² (including 5000 m² of outdoor experiencing area), which focuses on the latest products and the latest technology of new energy vehicles in China by displaying nearly 100 new energy vehicles and has in one fell swoop become the largest and the highest level of new energy vehicles show so far. At the same time, 2016 Shanghai International Expo of Auto Parts and Related Services reach an area of 30,000 m² with a total of nearly 300 parts and components manufacturers from more than 10 countries and regions participated. The total scale of the above mentioned two exhibitions achieved 60,000 m², attracting nearly 20,000 visitors, an admission of 50,000 people, a total of 16 technical forums in the same period and nearly 200 speakers. The success of the first Exhibition on Internet of Vehicles and Intelligent Transportation has attracted widespread concern in the industry with an area of 12,000 m², more than 120 well-known domestic and foreign business exhibitors, 6578 professional visitors and an online attention of 43,402 fans through live show of the exhibition. The 3rd APEC Seminar of Internet of Vehicles witnesses more than 60 experts, scholars, government officials and business leaders to deliver speeches (including key officials in the transport sector from 21 APEC economies). The 2nd Asian Consumer Electronics Show (CES Asia) reaches an exhibition area of 40,000 m² (nearly double last year) and attracts 425 well-known technology business exhibitors from 23 countries and regions. The exhibition of aged nursing shows robots and other related intelligent products and services, resulting in a great sensation. The rail transport exhibition and the exhibition of tunnel engineering are both improved on the basis of the original level.

2. CCPIT Shanghai Sub-Council provides nice service for businesses to go out and participate in exhibitions according to national requirements on foreign economic and trade development

In October 2016, the first Czech Fair of China (Shanghai) International Technology Import and Export (hereinafter referred to as Czech Fair of Shanghai Exhibition) was held in Brno, Czech Republic. As a key part of China Pavilion at Brno Industrial Exhibition, Czech Fair of Shanghai Exhibition accommodated a total exhibition area of 416.8 m², 45 standard booths and nearly 20 enterprises that represent the level of independent innovation of Shanghai. In addition, CCPIT Shanghai Sub-Council actively carries out the exhibition of Chinese brands in South Africa, organizing more than 20 state-owned and private enterprises with 51 entrepreneurs to participate and setting up 30 booths to overall display Shanghai daily consumer goods, cultural and educational supplies, chemical products, cable, electronic and building materials and other traditional advantageous products.

In 2017, CCPIT Shanghai Sub-Council will further adapt to the new normal situation of economic development by aiming at the target of constructing Shanghai convention & exhibition capital, actively promote the innovative development of exhibition business, research and integrate exhibition business procedures, and expand the exhibition business by forming exhibition groups and strengthening the capital operation to strive to play a leading role in related exhibitions of new fields and key development areas.

Report on the Exhibition Industry Development of Chongqing in 2016

2016 is the first year of national Thirteenth Five-Year-Plan period and the key year of comprehensively promoting the reform and development of exhibition industry. Under this background, the convention and exhibition industry in Chongqing actively adapts to and leads the new normal development situation, actively transforms, upgrades, improves quality and efficiency, and continuously enhances its internationalization, specialization and branding by maintaining a stable and fast development trend.

I. Quantity and Genres

From January to October 2016, a total of 571 exhibitions have been held, increasing by -14.1% over last year, the total exhibition area is 6,639,000 m², increasing by 4.3% over last year, the direct income is 10.62 billion yuan, increasing by 13.3% over last year, the consumption amount is 83.22 billion yuan, increasing by 14.8% over last year, and the market rate is 90.2%. The city is expected to have held 650 exhibitions with a total exhibition area of 7,800,000 m², a direct income of 12 billion yuan and a consumption amount of 90 billion yuan. The exhibition economy of Chongqing has shown new features of a negative growth in quantity, a steady rise in quality and a dynamic stability with new development.

II. Main Characteristics

1. Brand influence of exhibition is huge and industry reputation continues to improve

In 2016, exhibitions in Chongqing show a significant improvement trend in quality. The 12th Chongqing Hi-Tech Fair held in April witnessed the signing of 355 contracts with the total amount of more than 72.5 billion yuan and 147,000 people on site (of which professional audience is up to 42% and the number is the largest ever). The total exhibition area of the 51st China Pharmaceutical Machinery Exhibition is 180,000 m² with over 9000 booths, which is the highest ever. The main exhibition venue witnesses more than 1.6 billion yuan of turnover and more than 100,000 professional visitors (including 60,000 visitors from outside the city), which is the highest ever and greatly stimulates the external consumption. The scale of 19th Chongqing Trade Fair is 110,000 m² with more than 6900 business exhibitors from 47 countries and regions, 86 contracts of major projects and more than 500 billion yuan of cooperation projects and purchases. The 4th China (Chongqing) Commodity Trade Fair takes an exhibition area of 130,000 m², admits 521,000 visitors during 4 days, signs 17,357 sales contracts and accumulates on-site sales and online sales of 210 million yuan. The 5th Chongqing Cultural Industry Expo takes an exhibition area of more than



100,000 m² and attracts more than 180 industry exhibitors. The 17th Lijia International Machinery Exhibition takes an area of 80,000 m² (including more than 30% exhibition areas taken by overseas business exhibitors). The scale of 2016 China Chongqing International Automobile Industry Exhibition is more than 160,000 m² with more than 1,000 models of vehicles, more than 500,000 visitors, on-site sales of 25,678 units and a total turnover of nearly 4 billion yuan. As the largest professional exposition of the circulation field for commercial vehicles, the exhibition area of 2016 China Commercial Vehicle Expo is more than 100,000 m² with more than 500 business exhibitors and more than 800 commercial vehicles exhibitors. The exhibition area of the 8th China West Anime Culture Festival is 50,000 m² with more than 150,000 visitors. The 14th China International Motorcycle Exposition attracts more than 400 business exhibitors from more than 10 countries and regions, such as the United States, Germany, Japan, Spain and Italy. The exhibition area is up to 60,000 m² and 140,000 people are admitted during 4 days.

2. Supervision and management is significantly enhanced and the process of marketization is accelerated

In 2016, the exhibition industry in Chongqing further strengthens the daily management to earnestly perform control, step by step approval and centralized management. From January to October, applications of 4 projects of festivals, exhibitions and forums were submitted by departments and units, 3 projects were approved by the municipal Party committee and municipal government, 8 projects were approved by convention and exhibition office under the municipal government, 4 projects were rejected, 25 activities of marketed festivals, exhibitions and forums were recorded, and 5 activities of marketed festivals, exhibitions and forums were denied. From January to October, the marketization rate of exhibitions reached 90.2%, the financial expenditure dropped significantly, the standardized management achieved remarkable results and activities of marketed festivals, exhibitions and forums are developing into the market-oriented and specialized direction.

Report on the Exhibition Industry Development of Chengdu in 2016

I. Quantity and Genres

A total of 173 exhibitions were held from January to October of the year. 75 are exhibitions of arts, culture, books and printings, accounting for 43.4%. 15 are exhibitions of education, science and technology, talent and entrepreneurship, accounting for 8.7%. 14 are exhibitions of food and beverage, accounting for 8.1%. 12 are exhibitions of real estate, building materials and hardware, furniture and household appliances, accounting for 6.9%. 11 are exhibitions of automobile, accounting for 6.4%. 8 are exhibitions of wedding, beauty, hairdressing and jewelry, accounting for 4.6%. 6 are exhibitions of health care, accounting for 3.5%. 5 are exhibitions of electronic information, accounting for 2.9%. 5 are exhibitions of equipment manufacturing, accounting for 2.9%. 5 are exhibitions of textile, garment, apparel and accessories, accounting for 2.9%. 17 are exhibitions of other categories, accounting for 9.8%. It is anticipated that over 530 key exhibitions have been carried out throughout 2016. Among them, 115 are international exhibitions, increasing by 8.2% over last year. The exhibition area is over 3,400,000 m², increasing by 9.5% over last year. The total sales are 79.2 billion yuan, increasing by 11.8% over last year (including 8.3 billion yuan of direct revenue, increasing 11.2% over last year and 70.9 billion yuan of comprehensive income, increasing by 11.9% over last year). The admission of visitors is over 98 million, increasing by 2.9% over last year. The number of temporary employment is 4,600, increasing by 7.1% over last year. The turnover of commodities is over 245 billion yuan, increasing by 48.1% over last year. Over 2,000 investment projects are signed. 1.5 trillion yuan of the investment amount is agreed, increasing by 62% over last year. The annual target tasks are over fulfilled.

Table 1 I Distribution of Exhibitions by Genre Category in 2016

Genres	Quantity	Rate
Art / Literary Creation / Book	75	43.4%
Education / Science / Technology / Talent / Entrepreneurship	15	8.7%
Food and Beverage	14	8.1%
Real Estate/ Building Hardware / Furniture	12	6.9%
Auto	11	6.4%
Wedding / Beauty Salon / Jewelry	8	4.6%
Medical Care	6	3.5%
Electronic Information	5	2.9%
Equipment Manufacturing	5	2.9%
Clothing and Apparel Textile	5	2.9%



Daily Necessities / Children	5	2.9%
Other Industry	4	2.3%
Other Service	4	2.3%
Agriculture	2	1.2%
Advertisement	1	0.6%
Transportation	1	0.6%
Total	173	100.0%
The Top Ten Categories:	156	90.2%

II. Scale

From January to October, Chengdu held a total of 173 exhibitions with the exhibition area of 2,952,000 m² and more than 41,300 business exhibitors. Among them 74 exhibitions are less than 5,000 m², accounting for 42.8%. 10 exhibitions are 5000-8000 m², accounting for 5.8%. 2 exhibitions are 8000-10000 m², accounting for 1.2%. 87 exhibitions are over 10000 m², accounting for 50.3%.

Among them 29 are scaled exhibitions (30,000 m² and above), accounting for 16.8%. The total area is 1,851,000 m², accounting for 62.7%.

Table 2 Distribution of Exhibitions by Scale in 2016

Area (m ²)	Quantity	Rate
Below 5000	74	42.8%
5000-8000	10	5.8%
8000-10000	2	1.2%
Above 10000	87	50.3%

Table 3 List of Scaled Exhibitions in 2016

No.	Name	Area (m ²)
1	2016 Chengdu Spring National Sugar and Alcoholic Commodities Trade Fair	408000
2	Chengdu International Furniture Fair	160000
3	Chengdu Motor Show	150000
4	The 3rd Chengdu Consumer Goods Fair & The 4th Chengdu and South Asia Commodities Fair	100000
5	The 20th Sichuan Goodies for Spring Festival Shopping Festival	80000
6	China Auto Parts Show and National Auto Parts Sourcing Fair	80000
7	Chengdu International Advertising Printing, Packaging & LED Exhibition 2016	70000
8	Chengdu China Building & Decoration Materials Exposition 2016	64000
9	The 48th National Higher Education Equipment Exhibition	50000
10	The 5th Sichuan International Tea Expo	44000
11	2016 China (Chengdu) Electric Vehicles and New Energy Vehicles Exhibition	40000
12	China Museums (International) Expo & 2016 Museums And Relevant Products And Technologies Expo	40000
13	The 22nd World Route Development Forum 2016	40000
14	2016 36th Chengdu Beauty Fair	40000

15	2016 The 3rd China Western Door & Window Expo	36000
16	2016 35th Chengdu Beauty Fair	35000
17	2016 China (Chengdu) Smart Industry International Expo	35000
18	HiT Expo China West 2016	34000
19	The 47th Chengdu Real Estate Fair (2016 Spring)	34000
20	Chengdu International Trade Fair for Automotive Parts and Aftermarket Services	34000
21	2016 Chengdu Spring Large Talent Recruitment and Medium & Senior Talent Fair	33000
22	2016 China (Chengdu) Electronics Fair	33000
23	2016 98th China International Trade Fair for Mode Underwear and Home Textiles	31000
24	The 18th CDMEE 2016	30000
25	2016 the 16th China(Chengdu) International Community Public Safety Products and Technology Exhibition	30000
26	The Third Chengdu Children's Growth Industry Fair	30000
27	The 8th China (Chengdu) Gift & Home Products Exhibition	30000
28	Chengdu International Pregnancy & Baby Products Exhibition	30000
29	2016 Chengdu International Modern Industrial Technology Expo	30000

III. Main Characteristics

Since 2016, the convention and exhibition industry in Chengdu thoroughly implements the spirit of series of important speeches by General Secretary Xi Jinping, fully carries out the spirit of Party meetings like Fifth and Sixth Plenary Sessions of the 18th CPC Central Committee, Seventh and Eighth Plenary Sessions of the 10th CPC Provincial Committee, Sixth and Seventh Plenary Sessions of the 12th CPC Municipal Committee. Under the high valuation and strong leadership of the municipal government, the convention and exhibition industry follows the '157' overall development ideas of the municipal party committee, the overall strategy of reform, innovation, transformation and upgrading, the deployment requirements of 'six actions and three strengthening', aims at the target of constructing the national central city and internationally famous city of convention and exhibition, in-depth implements six action plans of the exhibition industry, carefully exerts planning, service and security work for major exhibitions, and successfully completes objectives and tasks. Chengdu has been awarded prizes and honors like the “Most Competitive Exhibition City in China”, “China's Most Innovative International Exhibition City”, and “2016 Annual Golden Five-Star Excellent Exhibition City Award of National Exhibition Industry”.

1. Exhibition quality achieves a new upgrade

Chengdu always adheres to the development direction of branding, specialization and internationalization by focusing on strengthening the brand construction of exhibition industry to constantly enhance the brand influence and professional and international level of the exhibition industry. Since the beginning of this year, Chengdu has held the following conventions and exhibitions: 2016 Annual Conference and Forum of Asian Education, Autumn Meeting of the 4th World 3D Printing Technology Industry Conference & Expo, 2016 Chengdu Summit of New Year Forum on Chinese Cultural Industry, 2016 Creativity Summit Forum of Chinese Liquor Industry, the 6th China Veterinary Drug Congress, The 98th China Knitwear Fair, the 19th Chengdu International Automobile Exhibition,



the 17th Chengdu International Furniture Industry Exhibition, the 30th Chengdu International Peach Blossom Festival, 2016 China (Chengdu) Electric and New Energy Vehicles Exhibition, 2016 International Auto Parts and After-sales Service Exhibition, and activities of festivals and competitions like the 20th China (Sichuan) New Year Shopping Festival, Chengdu WNCH Marathon, Dujiangyan • Munich Beer Festival. Scales, specifications and grades of all these conventions and exhibitions have reached new heights.

2. The industrial integration achieves a new leap forward development

Chengdu actively upgrades innovative ideas of holding conventions and exhibitions, introduces in conventions and exhibitions by focusing on its key industries to support the integration development of the exhibition industry and the tertiary industry and continuously strengthens the industrial promoting function of major exhibition activities. In addition, it closely follows development requirements of five high-end growth industries, five emerging pilot-type service industries, eight characteristically advantageous industries and six strategic emerging industries, strengthens the exchange and cooperation with world-renowned exhibition cities, domestic and international exhibition industry associations and well-known exhibition organizations to actively apply and introduce in international or national major exhibition activities, serve to build a new pattern of open economy and enhance the urban development momentum. In order to actively make reserves for major exhibition projects, Chengdu has introduced in and held following conventions and exhibitions since this year: the 48th session of the National Higher Education Equipment Exhibition, the 6th China Veterinary Drug Congress, 2016 World Academic Conference on Tumor Metastasis, the 5th Annual Conference and Exhibition of China Satellite Navigation and Location Services, 2016 China Conference of Automotive Logistics, 2016 China Textile Conference, Chinese and Foreign University Presidents Forum, 2016 Medical Summit of the 3rd Nobel Prize Winners and the First International Precision Medical Summit Forum. Chengdu also has vigorously promoted following conventions and exhibitions: Tencent Global Partner Conference, Italy (Rimini)-China (Chengdu) International Exhibition of Tourism, Germany (Cologne)-China (Chengdu) International Western Hardware Fair, Farnborough-Chengdu International Airshow, and China International Intelligent Manufacturing Technology and Equipment Fair.

3. The industry supervision and management has taken new steps

First, Chengdu scientifically develops the Thirteenth Five-Year-Plan. On the basis of thorough investigation, the government and professional organizations together have compiled the Thirteenth Five-Year-Plan for the exhibition industry in Chengdu and submitted it to the Municipal Development and Reform Commission for preliminary examination and approval, waiting for official releasing and implementation by the municipal government. And it has completed seven research projects like Innovative Research on Internationalization of Chengdu Convention and Exhibition, Research on the Status Quo and Countermeasures for the Integration Development of Chengdu Exhibition and Tertiary Industry, and Function and Influence of Conferences on the Construction of Internationally Famous Exhibition City. Second, Chengdu has revised and improved the Implementing Rules of Special Funds for Chengdu Convention and Exhibition Industry Development. It has further refined standards for project support funds and established and improved the collection mechanism of proof information on project feasibility to perform scientificity, fairness and justice of fund support and reduce and regulate the self-discretionary right

when using funds. It has obtained certificates of UFI and ICCA and has newly gained the awarding and supporting policies on joint ventures of exhibition projects. Third, Chengdu is performing strict management of exhibition records, strict implementation of Interim Measures on Strengthening the Supervision of Exhibition Activities and Regulating the Holding of Exhibition Activities, and Implementation Rules on the Registration and Management of Records of Exhibition Activities to overall coordinate exhibition activities held in professional venues through records, strengthen the review on sensitive exhibitions, take the initiative to seek opinions from related competent departments and improve institutionalization, standardization and procedural level of the recording work. Fourth, Chengdu is doing strict supervision on the trading order of large-scaled exhibitions. It coordinates relevant municipal departments (units) to carry out on-site comprehensive law enforcement to maintain normal order of key exhibitions and fairs like New Year Shopping Festival, National Sugar and Wine Fair, the 16th Western China International Fair, which has achieved good effects. Fifth, Chengdu is consecutively cleaning up and regulating exhibition activities of departments of the Party and governments and guiding municipal departments, districts, cities and counties to smoothly carry out the approval work aiming at 19 retained exhibition projects.

4. International economic and trade exchanges are opening up to a new situation

First, Chengdu is strengthening external contacts and international cooperation. During 2016, it has received 20 overseas delegations like CCPIT Representative Office in New Zealand, Czech Trade and HKTDC to communicate and talk on the cooperation in fields of exhibition projects, economic and trade exchanges. Second, Chengdu actively organizes enterprises to 'go out'. It gives full play to the role of international economic and trade exchange platform and actively integrates into the national development strategy of the "One Belt and One Road" and the Economic Belt of the Yangtze River, actively organizes enterprises to go abroad to conduct economic and trade exchanges and business tours to help enterprises expand overseas markets and continuously improve the level of the opening-type economy. It has organized more than 40 enterprises to participate in 2016 Moscow International Communication Technology Exhibition and the 2nd China Electric Products Exhibition in Russia, 2016 Taipei International Food Exhibition (2016 Food Fair Across the Strait), 2016 Kenya Trade Week, Thailand-Sichuan Commodities Fair, D3 German Exhibition of Digital Design and Future, the 2nd China-made Exhibition in Qatar 2016, Hong Kong Design and Innovation Technology Expo 2016, and other overseas economic and trade exchanges and outreach activities. Third, Chengdu carries out extensive economic and trade exchange activities. It has hosted 2016 China-Arab Economic and Trade Cultural Exchange Summit and China-Arab Enterprise Matchmaking Meeting, organized more than 100 enterprises to participate in activities of economic and trade exchanges like Chengdu Investment and Trade Seminar Especially for Australian Agricultural Delegation, Sichuan-Italy Enterprise Matchmaking Symposium, 2016 Saemangeum Investment Environment Seminar, 2016 Industrial and Commercial Summit of G20, the 5th Pacific Alliance Investment Forum, the 6th Malaysian Entrepreneurs Conference to help enterprises to develop international markets and cooperation.



Report on the Exhibition Industry Development of Changsha in 2016

In recent years, Changsha has been aiming at the overall target of building 'the exhibition highland in the central region and organizing exhibitions with billions of RMB' and setting 'infrastructure, policy innovation, external introducing and internal contacting' as the starting point to continue to increase the intensity of policy support, brand development and service improvement. The exhibition industry of Changsha is experiencing the accelerated development.

I. Quantity and Genres

It is expected that more than 200 exhibitions have been held in 2016, increasing by nearly 30 than the number of 170 in 2012. The exhibition area is not less than 2 million m², increasing by nearly 50% than 1.35 million m² in 2012. Expected audience is 5.2 million, increasing by 5.5 times than 940,000 in 2012. Expected turnover is more than 42 billion yuan, increasing by 3.9 times than 10.9 billion yuan in 2012. As can be seen from the data growth, the limited capacity of three venues results in smaller incremental range of exhibition quantity and area, however, the number of visitors and turnover double in the past five years, which reflects that the convention and exhibition industry of Changsha is transforming from scattered and quantitative situation to the qualitative statement of specialization, internationalization, branding and informatization, highlighting the trend that it is developing by being led by industries while promoting the development of industries.

II. Main Characteristics

1. The value of key exhibition projects is apparent

The value influence of Changsha International Auto Show, Construction Machinery Parts Expo, Central China (Hunan) International Agriculture Fair, China (Hunan) International Elderly Industry Expo, Book Fair, Orange Island Music Festival and other local exhibitions continues to enhance. China (Changsha) International Construction Machinery Accessories Expo held every two years obtained unprecedented success last year under the background of the overall downturn of industry economy and became one of the three major exhibitions for China's construction machinery. From 2005 to 2015, the sales of new vehicles at Changsha International Auto Show have increased by 7 times and the sales amount has increased by 9 times. Central China (Hunan) International Agriculture Fair has

made the first launch of Palm Agriculture Expo, a mobile power platform, which has produced 20.5 billion yuan of online and offline trading volume and brought a qualitative leap for the value of brands. China (Hunan) International Elderly Industry Expo covers a number of pension areas with on-site transactions of 290 million yuan and more than 400 contracts, whose scale is bigger than previous ones and is the largest elderly industry expo in the central region.

2. Outreaching cooperation and exchanges are fruitful

Changsha precisely enforces policies and measures around the target of strengthening the exhibition market. It has enrolled and reserved a number of large and good projects through 'going out' and 'introducing in'. And with the purpose of promoting the exhibition policy environment, publicizing the image of famous convention and exhibition city, and creating nice atmosphere for exhibition development and showing the culture of exhibition businesses, Changsha has held in Beijing, Shanghai, Guangzhou, Suzhou 4 special fairs for Changsha International Convention & Exhibition Center and investment conferences for Changsha exhibition industry. In Beijing, Changsha International Convention & Exhibition Center shows its all-round appearance for the first time to the exhibition industry over the country. Nearly 30 Changsha exhibition enterprises have made their first step of going out. At the just-concluded 11th Pan-Pearl River Fair and Guangzhou Expo, the municipal government of Changsha held the press conference for Changsha delegation and introduced conference for Changsha International Convention & Exhibition Center, attracting more than 100 exhibition companies and chambers of commerce along the Pearl River Delta to show their intention of cooperating exhibitions at Changsha, which means that the new development atmosphere of the Changsha exhibition industry has been recognized by the national exhibition industry.

3. Infrastructure achievements are significant

Hardware construction is fruitful. On November 8th, 2016, Changsha International Convention & Exhibition Center officially opens to operations. Changsha International Convention & Exhibition Center is the first-class and the central leading comprehensive venue. Its opening is a turning point in the development of the exhibition industry in Changsha and is of milestone significance for the Changsha's exhibition history. It will play as the traction and driving force for the exhibition economy and the new engine of economic development in the eastern part of Changsha to bring in huge logistics, people flow, capital flow and information flow. It will greatly improve the backward exhibition hardware of Changsha, effectively promote the introduction of nationally well-known exhibition projects, greatly boost the confidence of the development of the exhibition industry in Changsha, provide strong support for Changsha to 'build the exhibition highland in the central region and organize exhibitions with billions of RMB', which has a real and far-reaching significance for promoting the development of service industries in Changsha and will help construct Changsha into the international center city.

The government provides strong policy support which released a series of policies and documents as *Promotion Measures for Changsha Convention and Exhibition Industry, Management Measures for Special Funds of Supporting*



Exhibition Projects in Changsha, Notice on Strengthening the Management of Temporary Advertising Settings Around Venues of Large-scale Exhibition Activities and the Surrounding, Notice on Application of Special Funds for Supporting Exhibition Projects (Conferences) in Changsha. These policies and measures show that governmental support is expanding from exhibitions to conferences and festivals and the whole chain of exhibition industry. Relevant provisions are inventive and bravely innovative, walking in the forefront of the national counterparts and attracting attention from the peer. At present, it has officially launched the compilation of *Opinions on Promoting the Operation and Management of Changsha International Convention & Exhibition Center and the Development Plan of Changsha Convention & Exhibition Industry (2016-2020)* by organizing conferences to research industry projects, formulate policies to strive to make breakthroughs in the top-level design and deploy the whole situation in the long-term development. The policy environment of Changsha has been further optimized.

Report on the Exhibition Industry Development of Zhengzhou in 2016

In 2016, all the indicators of exhibition industry in Zhengzhou keep running smoothly. It is estimated that a total of 236 exhibitions have been held throughout the year with the exhibition area reaching 2.3525 million m². The exhibition quantity and scale both sees an increase (Note: Statistics are collected on exhibitions of over 2,000 m² held in specialized exhibition venues or other exhibition venues).

I. Quantity and Genres

Throughout the year, specialized exhibition venues hold 203 exhibitions, occupying a share of 86%; the exhibition area reaches 2.1055 million m², accounting for 90%. Exhibitions held in Zhengzhou are mainly distributed in industries with local advantages such as automobiles / vehicles, property / construction / decoration, education / training / art, household appliances/furniture/commodities, Food / Beverage / Wine and comprehensive areas. Specifically, there are 37 exhibitions on automobiles/vehicles with an exhibition area of 754,000 m², 31 exhibitions on property/construction/decoration with an exhibition area of 246,000 m² and 68 exhibitions on education/training with an exhibition area of 254,000 m².

Table 1 Distribution of Exhibitions by Genre Category in 2016

No.	Genres	Quantity	Area (m ²)
1	Biomedical and Health Care	10	86500
2	Vehicle Traffic Tools	37	754000
3	Machinery Industry Processing	3	86000
4	Chemical Energy Environmental Protection	3	21500
5	Public Safety Protection	2	18000
6	Tourist Hotel Catering	2	22000
7	Agriculture, Forestry, Animal Husbandry and Fishing,	7	93000
8	Jewelry and Beauty Cosmetics	8	80500
9	Garment Leather Textile	4	25000
10	Real Estate Building Decoration	31	246000
11	Food, Beverage and Wine	14	158000
12	Toys & Gifts	7	46500
13	Household Electrical Furniture Daily Necessities	17	143500
14	Education, Training and Arts	68	254000



15	Financial Insurance Audit	1	6000
16	Media Advertising And Publishing	2	51000
17	Printing and Packaging	5	37000
18	Communication Electronic Instrument	2	18000
19	Film Leisure Sport	2	6000
20	Transportation Logistics Storage	1	13000
21	Import and Export Trade Agent	3	8000
22	Consultant	3	6000
23	Comprehensive	4	173000

II. Scale

In 2016, the annual exhibition area of Zhengzhou is 2.3525 million m². More specifically, exhibitions with a scale of more than 30,000 m² account for 37% of the total exhibition area, exhibitions covering 10,000-30,000 m² take up 38% and exhibitions covering less than 10,000 m² occupy a share of 26%.

Table 2 Distribution of Exhibitions by Scale in 2016

No.	Scale	Quantity	Area (m ²)
1	Above 30000 m ²	16	860000
2	10000-30000 m ²	59	875500
3	Below 10000 m ²	161	617000

Table 3 Exhibitions of Above 30,000 m² in 2016

No.	ScaleQuantity	Area (m ²)
1	China International Auto Aftermarket Fair 2016 The 13th China (Zhengzhou) International Auto Supplies and Modification Expo	100000
2	The 22nd Zhengzhou National Commodity Fair	80000
3	2016 The 9th Zhengzhou International Auto Show	80000
4	New Life Style•2016 Spring Dahe -Auto Show	68000
5	2016 Dahe Autumn International Auto Show	62000
6	2016 National Auto Parts Trade Fair & National Auto Parts Purchasing Fair	60000
7	The Third Zhengzhou Consumer Goods Exhibition 2016	60000
8	The 5th Central China International Auto Expo 2016	50000
9	2016 The National Agricultural Machinery and Parts Exhibition	45000
10	2016 The Fifth China (Zhengzhou) Tricycles, Electric Vehicles and New Energy Automobile Expo	43000
11	2016 China Zhengzhou (Zhongbo) Building Material Decorations Expo	43000
12	The 6th China Zhengzhou International Furniture Fair 2016	40000
13	The 17th China (Zhengzhou) International Sugar, Wine & Food Trade Fair 2016	36000
14	The 28th Zhengzhou Central Plains Spring Advertising Exhibition 2016	33000
15	The 28th Central Plains Animal Husbandry Industry Fair	30000
16	The First Henan Import & Export Fair	30000

III. Venues

Zhengzhou International Convention & Exhibition Center and Central China International Expo Center are main venues in Zhengzhou. Specifically, the average scale of exhibitions held in Zhengzhou International Convention and Exhibition Center is 15,000 m² and that of exhibitions held in Central China International Expo Center is 4,000 m². In 2016, Zhengzhou International Convention and Exhibition Center covered an exhibition area of 1.6925 million m², accounting for 72%, Central China International Expo Center covered 413,000 m², accounting for 18% and other venues covered 247,000 m², accounting for 10% of the total.

Table 4 Exhibitions by Exhibition Venues in 2016

No.	ScaleQuantity	Area (m ²)
Zhengzhou International Conference and Exhibition Center	110	169.25
Central China International Exhibition Center	93	41.3
Other Venues	33	24.7
Total	236	235.25

IV. Main Characteristics

1. The development environment of convention and exhibition industry is continuously optimized with constantly strengthened government support

In 2016, to implement Several Opinions of the State Council on Further Promoting the Reform and Development of Exhibition Industry and to accelerate the transformation and upgrading of the convention and exhibition industry, Zhengzhou City issued Opinions of Accelerating the Construction of National Regional Convention and Exhibition Center City, which has strengthened the guiding role of government and specified the responsibilities and labor division of different government departments in promoting the development of convention and exhibition industry. Meanwhile, The Measures for Management of Use of Special Funds for the Development of Convention and Exhibition Industry in Zhengzhou was revised, which has improved the incentives for exhibition projects and added awards to green exhibitions, international exhibitions, digital exhibitions and talents of convention and exhibition. A good policy environment is provided for the development of convention and exhibition industry and the enthusiasm of the whole society about holding exhibitions is guided and encouraged. At the same time, the exhibition management and service system has become increasingly mature. In 2016, the convention and exhibition joint office and meeting system of Zhengzhou has played an increasingly important role. The municipal convention and exhibition economy leading group for many times called on departments like the public security, fire protection, municipal administration, municipal transport commission, health and propaganda to arrange and deploy government service work in large-scale exhibitions, study problems arising from convention and exhibition coordination and service work and develop new solutions. The convention and exhibition credit management system is basically established and the exhibition order is further regulated.



2. The competitiveness of Zhengzhou City is continuously enhanced and the convention and exhibition industry sees an increasing appeal to foreign countries

One of the main advantages of Zhengzhou that attracts foreign exhibitions is its superior regional advantage in transportation and broad consumer market. During the Twelfth Five-Year-Plan period, the economic strength of Zhengzhou has been increasing. Thanks to the implementation of national strategies such as Henan Free Trade Zone, Zhengzhou Airport Economy Zone and China (Zhengzhou) Cross-Border E-Commerce Comprehensive Pilot Area and the formation of UK flag shaped high-speed rail network, the influence of Zhengzhou City has been constantly improved. Many national famous exhibition companies are settled in Zhengzhou and 10 national travelling exhibitions are held in the city, including National Agriculture Machinery and Parts Exhibition, Auto Parts China, National Education Information Innovative Application Achievements Exhibition 2016 and the 66th National Autumn (Zhengzhou) Auto Maintenance Exhibition.

3. Traditional exhibition projects maintain a stable position and exhibitions in the new fields cut a figure

Exhibition projects in traditional industries like automobiles/vehicles and property/construction/decoration witness an increasing proportion among all the exhibition projects in the city, occupying a share of 29% and 43% respectively in terms of the exhibition quantity and area, and keep a dominant position among all the exhibitions. Significant growth is shown in the quantity and area of exhibitions in industries like education and art, food and beverage, household appliances and furniture, and printing and package. A series of new exhibition projects present a bright prospect of development, such as 2016 China (Zhengzhou) International Digital Printing and Flatbed Printing Exhibition, 2016 China (Zhengzhou) LOHAS Tourism Exhibition, China Corrugated & Folding Carton Zhengzhou Expo 2016, Green Environmental Protection Industry and Ecological Civilization Construction Expo, The 3rd Henan (Zhengzhou) International New Energy Auto and Charging Stations Exhibition 2016 and Zhengzhou Sports and Outdoor Products Exhibition.

4. The exhibition strength of local brands is enhanced and the marketization process is accelerating

Under the new normal, the exhibition industry in Zhengzhou has transformed from scale expansion to quality improvement. The exhibition market gradually recovers in 2016 and brand exhibitions are further developed. Local exhibition organizers hold 198 exhibition projects in total, accounting for 84%. The exhibition area is up to 1,944,500 m², accounting for 83% of the total exhibition area. The degree of marketization is 98%, five percentage points higher than the same period last year. The auto aftermarket fair, Zhengzhou National Commodity Fair, the advertisement exhibition and animal husbandry exhibition maintain a stable scale. Brand exhibitions like the international auto exhibition, the consumer products expo and the sugar and wine food trade fair see a slight growth in the exhibition area, and an increase of over 30% can be found in the exhibition area of economic and trade exhibitions including China International Building Material Exposition, Preschool Education Expo, Customized Furniture Exhibition and Logistics Exhibition.

Report on the Exhibition Industry Development of Harbin in 2016

In 2016, according to the municipal party committee and municipal government's deployment requirements of developing the service sector in a comprehensive manner, and with the purpose of promoting the opening up and cooperation of "Longjiang Silk Road Economic Belt", "the New District of Harbin" and "Harbin as the Central City for Sino-Russia Cooperation " as the breakthrough point, and by virtue of exhibition trade promotion platforms such as "China-Russia Expo", "Harbin International Economic and Trade Fair" and "Harbin Cold Zone Exposition", Harbin City increases exchanges, deepens cooperation, fosters backbone exhibition industries, develops projects, cultivates brands, and makes every effort to achieve breakthroughs in terms of industrialization, specialization, internationalization and marketization.

I. Quantity and Genres

Throughout 2016, a total of 88 exhibitions are held. Among them, 18 are exhibitions of tourism and culture, accounting for 20.5%. 15 are exhibitions of real estate, construction material and housing and furnishing, accounting for 17%. 12 are exhibitions of talent, entrepreneurship and education, accounting for 13.6%. 11 are exhibitions of automobiles and equipment manufacturing, accounting for 12.5%. 11 are exhibitions of agriculture, animal husbandry and food, accounting for 12.5%. 3 are exhibitions of economic and trade negotiation, accounting for 3.4%. 3 are exhibitions of science and technology and electronics, accounting for 3.4%. 3 are exhibitions of fashion and jewelry, accounting for 3.4%. 1 is exhibition of medical care, accounting for 1.1%. 7 are other exhibitions.

II. Scale

The exhibition area of the year reaches 1,319,600 m². 49% of exhibitions are more than 10,000 m², 15% of exhibitions 5000-10,000 m² and 36% of exhibitions are less than 5000 m².

Table 1 Distribution of Exhibitions by Genre Category in 2016

No.	Genres	Quantity
1	Tourism/Culture	18
2	Real Estate/ Building Materials/Furniture	15
3	Talent / Entrepreneurship /Education	12
4	Auto / Equipment Manufacturing	11
5	Agriculture / Harbin /Food	11
6	Light Industry / Textile	4
7	Economic and Trade	3
8	Science And Technology /Electricity	3
9	Fashion/ Jewelry	3
10	Medical	1
Total Of 10 Categories		81
The Proportion Of 10 Categories In The Total Exhibition (%)		92

**Table 2 Distribution of Exhibitions by Scale in 2016**

Scale (m ²)	Quantity	Rate (%)
Above 10000	43	49
5000-1000	13	15
Below 5000	32	36

Table 3 Key Exhibitions in 2016

No.	Name	Area (m ²)
1	The 19th Harbin International Automobile Industry Exhibition	125000
2	The 4th China International Advanced Material Industry Exposition & The 27th Harbin Economic and Trade Fair	86000
3	2016 Heilongjiang International Green Organic Food Industry Exposition & Harbin World Agricultural Exposition	68000
4	2016 Heilongjiang Northeast Asia Fashion Culture Expo	48000
5	The 13th Harbin International Furniture and Woodworking Machinery Fair	40000
6	The 11th Heilongjiang International Cultural Industry Fair	40000
7	2016 Harbin Cold Zone Exposition	36000
8	Harbin Seed Industry Expo	35000
9	The 16th China Harbin International Manufacturing Exposition	34000
10	The 12th Harbin International Dairy Expo & Summit	25000

III. Venues

In 2016, Harbin International Exhibition Center and City Stadium hold 63 exhibitions throughout the year, accounting for 71.6% of the total, and the exhibition area is 1,319,600 m². Other non-specialized exhibition venues hold 25 exhibition events, accounting for 28.4% and the exhibition area is not included in the statistics.

Table 4 Exhibitions by Exhibition Venues in 2016

Venue	Quantity	Area (10000 m ²)
Harbin International Exhibition Sports Center	63	131.96
Other Non-professional Exhibition Venues	25	Not calculated

IV. Main Characteristics

1. New achievements are accomplished in the development of exhibition industry

In 2016, the convention and exhibition industry in Harbin keeps a good momentum of development and maintains vitality, which highlights its platform function and stimulating role. Throughout the year, three major indicators including the quantity of exhibition projects, exhibition area and comprehensive benefits all maintain a growth of over 20%.

2. The capability of operating exhibition projects is improved

Traditional exhibitions, such as the international auto exhibition, furniture exhibition, culture exposition, manufacturing exposition, beauty hairdressing and cosmetics exposition and seed exposition underwent breakthroughs in terms of scale and level, professionalization and branding. New exhibitions like the electric vehicle exhibition, maternity infant products exhibition, animal husbandry expo and China-Russia Culture Expo see good development space. Exhibition enterprises go global to conduct diversified business and develop exhibition resources, achieving good results. For example, Heilongjiang Oriental Exhibition Service Co., Ltd. establishes "overseas warehouses" in Russia, making an important step in international market expansion. Exhibition service is improved as enterprises are regarded as prior in terms of field service and balancing exhibition schedules and the overall situation is taken into account, which is well received by most enterprises.

3. The industry's role in comprehensive coordination and management is strengthened to some extent

The functions of exhibition office is given into full play, which plays a positive and promoting role in integrating the industry as a whole, strengthening coordination and providing guidance and services. Support for the enterprises is strengthened and special funds are used to actively support key exhibitions and talent training in the convention and exhibition industry. Free professional personnel training is offered to exhibition enterprises for several consecutive years in conjunction with Harbin University of Commerce and Heilongjiang Vocational Institute of Ecological Engineering. The cultivation of exhibition professionals is actively conducted for exhibition enterprises.



Report on the Exhibition Industry Development of Qingdao in 2016

Since 2016, confronted with the increasing pressure of the downward economy and the intensified inter-city competition in the convention & exhibition industry, Qingdao has been actively implementing the high-end exhibition development strategy, focusing more on innovation and development, working on quality and effectiveness improvement, building its own characteristics, in an attempt to achieve the leap in both the quantity and quality of the exhibitions of the whole city. It has been selected by the exhibition authority as one of “China’s most innovative international exhibition cities in 2016” and one of “China’s top ten brand exhibition cities”.

I. Quantity and Genres

In 2016, a total of 242 exhibitions were held in Qingdao. Among these exhibitions, there were 9 about real estate and building materials, accounting for 3.72%; 25 about textiles, clothing, and apparel, accounting for 10.33%; 37 about light industrial goods, handicrafts, works of art, tourism, and wedding celebration and etiquette, accounting for 15.29%; 28 about talent, entrepreneurship, and culture, accounting for 11.57%; 9 about medical treatment, accounting for 3.72%; 26 about manufacturing industry accounting for 10.74%; 5 about furniture and woodworking machinery, accounting for 8.26%; 13 about agriculture and fisheries, accounting for 5.37%; 16 about automobile and ship, accounting for 6.61%; 7 about jewelry, accounting for 2.89%; 3 about electronic information and software, accounting for 1.24%. In addition, there were 14 comprehensive exhibitions and 32 exhibitions in other categories.

Table 1 Distribution of Exhibitions by Genre Category in 2016

No.	Genres	Quantity
1	Real Estate/ Building Materials	9
2	Textile / Garment / Fashion	25
3	Light Industrial Commodities / Artware / Tourism / Wedding Ceremony	37
4	Talent / Entrepreneurship / Culture	28
5	Medical	9
6	Industry	26
7	Furniture / Woodworking Machinery	20
8	Agriculture / Fisheries	13
9	Auto / Ship	16
10	Jewellery	7
Total Top 10 Categories		190
The Proportion Of 10 Categories In The Total Exhibition (%)		78.51

II. Scale

The exhibition area is expected to be 2.1 million m² with about 85,000 booths for the whole 2016, including 25,000 booths by foreign exhibitors that account for 29.4%. A total of about 40,000 enterprises will participate in exhibitions, including about 13,000 overseas exhibitors that account for 32.5%. A total of 250,000-person-time exhibitors will be present, including 16,000-person-time overseas exhibitors that account for 6.4%. Exhibition visitors will reach 13.5 million person time, including 55,000 overseas visitors that account for 0.41%. The exhibitions covering above 10,000 m² will take up 35.6%; those covering 8,000-10,000 m² for 12.8%; those covering 5,000-8,000 m² for 13.6%; and the rest covering less than 5,000 m² for 38%.

Table 2 Distribution of Exhibitions by Scale in 2016

Scale (m ²)	Quantity	Rate
Above 10000	86	35.6%
8000-10000	31	12.8%
5000-8000	33	13.6%
Below 5000	92	38%

Table 3 List of Scaled Exhibitions in 2016

No.	Name	Area (m ²)
1	The 15th Qingdao International Auto Show (Spring)	130000
2	The 13th Qingdao International Furniture Fair	130000
3	The 15th Qingdao International Auto Show (Autumn)	100000
4	The 21st China Fisheries & Seafood Expo	90000
5	The 19th Qingdao International Machine Tools Exhibition	80000
6	China (North) International Stone Expo	53000
7	2016 International Exhibition on Innovative IT Products & Application Achievement in Education	50000
8	China Shandong International Textile Expo 2016	50000
9	18th China International Industrial Equipment (Qingdao) Fair	50000
10	Information Security Technology Conference & Expo 2016	47800
11	2016 China Dairy Exhibition	46000
12	China (Qingdao) International Ocean Science & Technology Exhibition	45000
13	The 18th National Fertilizer Information Exchange & Products Trade Fair	41000
14	13th China International Rubber & Tire Industry Exhibition	40000
15	The 5th Shandong International Automobile Industry Exhibition	40000

III. Venues

In 2016, professional exhibition venues undertake a large proportion of exhibitions in Qingdao, such as Qingdao International Convention Center that undertook 55.8 % of exhibitions with its exhibition area accounting for 48.9%, and Xinnan International Expo Center that undertook 4.5% of exhibitions with its exhibition area accounting for 14.3%. Apart from them, some small-scale exhibition centers also undertook a number of small-sized exhibitions, such as Huaxiu International Convention and Exhibition Center, Shandong International Agricultural Exhibition Center, Fortai Plaza Convention and Exhibition Center, and Yin Hai International Convention and Exhibition Center.

**Table 4 Exhibitions by Exhibition Venues in 2016**

Exhibition Venue	Quantity (unit)	Total Exhibition Area (10000m ²)
Qingdao International Convention Center	135	148
Qingdao International Expo	11	43.1

IV. Main Characteristics

1. Achieving a leaping development through exhibition internationalization

China (Shandong) International Textile Expo (CSITE) and Qingdao International Machine Tools Expo were certified successively in 2015 by UFI, breaking the record of no certified exhibitions in Shandong Province. At present, the UFI certification of the second-batch quality exhibitions, for example, Qingdao International Rubber & Tyre Exhibition, is being actively promoted. China International Fisheries & Seafood Expo (CIFSE), sponsored by Specialized Sub-council of Agriculture, China Council for the Promotion of International Trade (CCPIT), has settled down in Qingdao for a long time and become the second largest international fishery exhibition in the world. Since CIFSE was first held in Qingdao, there have been more than 1,300 exhibitors from 45 countries and regions participating in the exhibition every year, including nearly 500 overseas exhibitors. As one large-scale exhibition with the highest internationalization and market-oriented maturity in China, CIFSE has attracted professionals from more than 100 countries and regions to make visits and purchases. Statistics reveal that Qingdao international convention & exhibition activities account for more than 60% of all international activities, indicating that the convention and exhibition are the important driving force for Qingdao to become an international city.

2. Introducing and hosting the leading exhibitions in the top 10 industries

In recent years, Qingdao has introduced and hosted the world's leading exhibitions in the top 10 industries, such as China International Fisheries & Seafood Expo, China International Agricultural Machinery Exhibition, China International Pharmaceutical Machinery, China International Meat Industry Exhibition, China Animal Husbandry Expo, China International Dairy Industry Exhibition, and has established a close cooperative relationship with these exhibitions. Such cooperation plays an important role in promoting the development of related industries and building it into a regional convention and exhibition center. Covering an area of 220,000 m², China International Agricultural Machinery Exhibition is the ever largest professional one held in Shandong.

3. Wide foreign exchanges and cooperation

The mode of attracting investments has been copied to develop the foreign cooperation, which turns out to be quite fruitful. First of all, close relations have been established and a strategic cooperation mechanism has been formed between Qingdao and more than 30 internationally renowned exhibition institutions, such as UFI, ICCA, International Association of Exhibitions and Events (IAEE), The Society of Independent Show Organizers (SISO), Bureau of International Exhibitions (BIE), Meeting Professionals International (MPI), HK Trade Development Council, Taiwan Trade Association, and Singapore Tourism Board. Qingdao has even joined ICCA and IAEE and

established the cooperation on exhibition training with UFI and SISO. Secondly, the database including more than 1,000 domestic and international exhibition organizations has been built and Qingdao Exhibition Industry Consultant Group has been formed out of over 20 employed domestic and international exhibition experts, making the international exhibition resources to be available increasingly rich and bountiful. Thirdly, the exhibition destination has been marketed in a very impressive way, since delegation groups have been sent respectively to Singapore, Hong Kong, the United States, South Korea, Japan, Germany, France, Italy, Kazakhstan, Malaysia and other countries and regions to promote Qingdao conventions and exhibitions. Fourthly, tight strategic cooperative relationships have been built with international exhibition giants, such as Reed Exhibitions in UK, Messe Frankfurt Exhibition GmbH in Germany, GL Events in France, and some well-known exhibition projects, for instance, Oceanology International China (OI China), has officially settled in Qingdao. Fifthly, relying on the systematic network of CCPIT, Qingdao has successively participated in such four exhibition unions as North China Convention & Exhibition Union, Along-Yellow-River Regional Convention & Exhibition Union, Circum-Bohai-Sea Convention & Exhibition Union, China Union of Convention Destination Cities, resulting in frequent but effective joint work and regional cooperation. Sixthly, China (Qingdao) MICE Industry Fair has been founded and built into an influential high-end trading platform for international exhibitions.

4. Actively advancing high-end exhibition industry development strategy by issuing new policies to motivate market innovation and vitality

Opinions on Accelerating Qingdao High-end Exhibition Industry Development, Measures for Management of Qingdao Special Funds for Supporting Exhibition Industry Development, Specifications for Qingdao Convention & Exhibition Services, and Implementing Opinions on Further Promoting Exhibition Industry Development have been formulated to guide and support in an accurate way the transformation and upgrading, key breakthroughs, high-end development, cultivation of new advantages, of Qingdao exhibitions. These policies will contribute a lot to the development of Qingdao into a well-known exhibition city and a significant high-end exhibition destination in Northeast Asia.

5. Starting to construct the two new exhibition venues to further improve the exhibition hardware

The construction of the two new exhibition venues has started. One of them is China Railway World Expo City located in the west coast. According to the initial plan, its indoor exhibition area is more than 130,000 m² and the conference center covers 30,000 m². The other one is Hongdao International Convention & Exhibition Center located in the high-tech zone, with its initially planned indoor exhibition area of 150,000 m². After the completion of the two venues, Qingdao exhibition will be based on the domestic market, radiate Northeast Asia, and more importantly undertake and host more large-scale and high-end domestic and international exhibitions and conventions.

Report on the Exhibition Industry Development of Dalian in 2016

In 2016, guided by the spirits of the 18th National Congress of the Communist Party of China, the 3rd, 4th, 5th and 6th Plenary Session of the 18th Central Committee of CPC, Dalian City earnestly implements the spirit of *Several Opinions of the State Council on Further Promoting the Reform and Development of Exhibition Industry*, gives full play to its advantage of being a coastal open city, closely centers on the construction of "two advanced districts" in Dalian and goals of economic and social development, makes scientific planning, integrates resources, makes innovations in exhibition work and achieves significant results.

I. Quantity and Genres

In 2016, the city held 106 exhibitions in total, increasing by 23.3% over last year. Among them, 6 are exhibitions of real estate and construction materials, 9 are exhibitions of textile, apparel and accessories, 8 are exhibitions of light industry commodities, craftwork, artwork and jewelry, 3 are exhibitions of tourism and wedding etiquette, 12 are exhibitions of talent, entrepreneurship, culture and education, 10 are exhibitions of medical care and health, 9 are exhibitions of food, tea and wine, 1 is exhibitions of industry, 5 are exhibitions of automobiles, ships and maritime

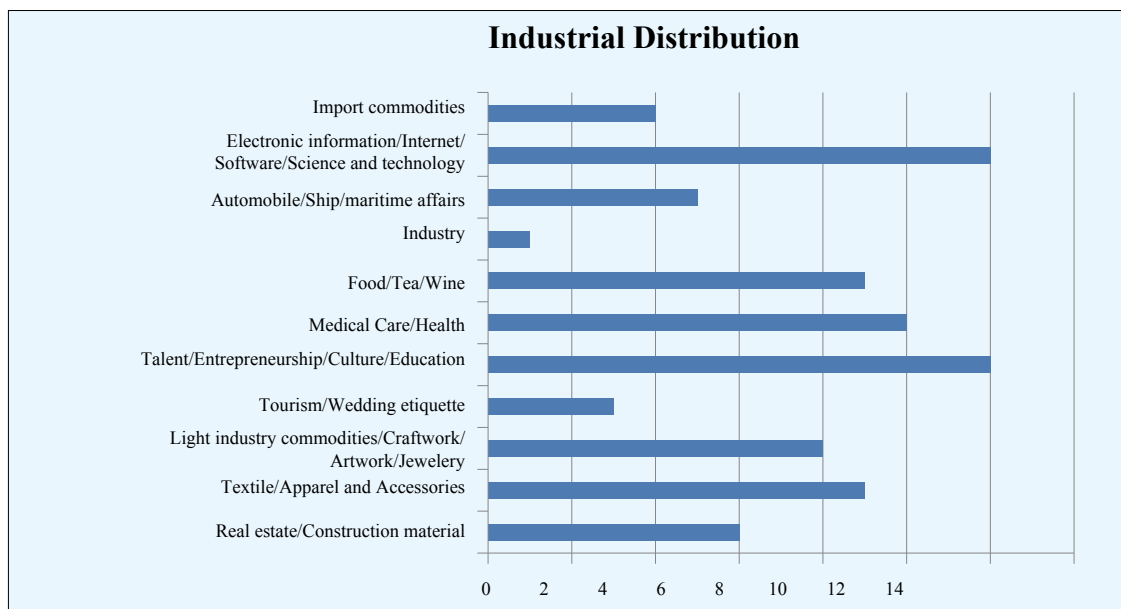


Figure 1 Distribution of Exhibitions by Genre Category in 2016

affairs, 12 are exhibitions of electronic information, Internet, software, science and technology, 4 are exhibitions of import commodities and 27 are exhibitions of other categories.

II. Scale

In 2016, the exhibition area of Dalian City totals 1.269 million m², rising by 7.5% over last year. The average exhibition area is 12,000 m². 11 exhibitions cover over 20,000 m². 51 exhibitions cover over 10,000 m², accounting for 48.1% of the total. 2 exhibitions cover 8,000-10,000 m², taking up 1.9% of the total. 45 exhibitions cover 5,000-8,000 m², accounting for 42.5% of the total and 8 exhibitions cover less than 5,000 m², taking up 7.5% of the total. The exhibitions have set up 39,442 booths in total, including 3651 overseas booths, accounting for 9.3%. 23,475 business exhibitors attend, including 2,136 overseas exhibiting enterprises, taking up 9.1%. The number of exhibitors is close to 120,000 and the number of overseas exhibitors is more than 9,000 with a share of 7.5%. The number of visitors reaches 9.5 million, of which 65,000 are overseas visitors, accounting for 6.8%.

III. Main Characteristics

1. Great importance is attached to the exhibition work and effective measures are adopted to promote the exhibition industry to seek improvement in stability

To intensify the exhibition work, Dalian Municipal Government adjusts the members of municipal convention and exhibition work leading group based on the actual work to enable the leading group to effectively play an organizing, managing and coordinating role, and to further improve the management mechanism of convention and exhibition work. In addition to policy and funding support, leaders of the municipal party committee and municipal government pay great attention to exhibitions and actively participate in the planning and coordination of exhibitions.

2. Priorities are given to the successful organization of key exhibitions to boost the rapid development of exhibition industry

Key exhibitions show a great influence with an obvious driving effect. In 2016, the city successively held a series of key exhibitions such as China International Software and Information Service Fair, China (Dalian) International Garment and Textile Fair, China Dalian Import and Export Commodities Fair, Dalian International Automotive Exhibition, Dalian Japanese Products Exposition and Hong Kong Trendy Products Expo, Dalian, which are large-scale and popular with evident driving and demonstration effect. Specifically, the (21st) Dalian International Automotive Exhibition attracted automobile brands from 12 countries including the United States, Germany, the UK, France, Italy, Japan and South Korea. The exhibition scale reaches 130,000 m² with more than 1,370 vehicles on display and 320,000 person-time visitors. The sales of Auto soar regardless of the sluggish economic trend. About 10,156 vehicles are sold on the exhibition with a turnover of approximate 1.336 billion yuan, causing a great sensation.



3. The city implements the strategy of going global by being actively involved in the exhibition industry of overseas countries (regions)

In 2016, Dalian City innovates in service measures, makes use of all the resources to build platform, creates business opportunities for enterprises and organizes enterprises to go global, explores international market and participates in the exhibition industry of overseas countries (regions). The city has successively organized enterprises to participate in key exhibitions such as Seafood Expo North America & Seafood Processing North America, Seafood Expo Global/Seafood Processing Global, M-Tech Tokyo, SIAL Paris, World Food Moscow and MIDEST. A total of 54 overseas exhibitions are organized and 655 booths are on display. A total of 591 enterprises (times) are presented in the exhibitions, with an intended turnover of USD 270 million, involving such industries as electronics, industry, food and textile. Markets cover Europe, Japan, Southeast Asia and other regions.

4. Dalian promotes university-enterprise cooperation and strives to explore new ways of university-enterprise cooperation

In 2016, Dalian City actively promotes the organic integration of "industry, university, research" in the convention and exhibition industry. Many exhibition enterprises are organized to sign related cooperation agreements with research institutes, jointly launch "industry-university-research" cooperation projects to cultivate much-needed talents for exhibition industry, and conduct in-depth discussions and communication on issues such as talent demand, internship and practice, enterprise operation and culture, achieving positive results.

5. Economic and trade exchanges are conducted to help bring enterprises into contact with each other

In 2016, centering on exhibition and related work, the city vigorously carries out international exchange activities. Investment, trade, investigations, communication and interactions are undertaken with 34 government agencies, embassies and consulates in China, business associations and enterprise groups in 14 countries and regions including Japan, the Netherlands, France, the UK, the United States, Hong Kong and Taiwan. The number of all kinds of investment seminars, economic and trade matching conferences, enterprise training and member salons totaled 56, and nearly 1,500 enterprises (times) have participated in those activities. Channels of international communication and cooperation are broadened for convention and exhibition enterprises, which makes more companies benefit from it.

6. The city endeavors to develop international liaison and explores the international market

In 2016, exhibition leaders have successively organized enterprises to go abroad for 11 times with nearly 100 enterprises (times) involved, covering 25 countries and regions along and around the "One Belt and One Road" to help enterprises invite businesses and exhibitors. Specifically, they visit Japan to promote and advertise the 8th Japan Commodity Fair. During the visit to Indonesia and Singapore, the city held Dalian-Singapore Economic and Trade Exchange Meeting with International Enterprise Singapore, inviting enterprises to participate in Dalian Import and Export Commodities Fair & International Industry Fair and promoting and introducing the plan of major economic and trade activities and key exhibition projects in 2017, which have all achieved good results.

Report on the Exhibition Industry Development of Yiwu in 2016

Since 2016, centering on the goals of economic construction and social development, Yiwu City has carefully studied the development trend of exhibition economy in the post-crisis era, led exhibition organizers and specialized venues to adjust the priorities of work, integrated resources to form a joint force and helped them to find ways out of trouble.

I. Quantity and Genres

Throughout 2016, a total of 34 exhibitions are held. Among them, 4 are exhibitions of real estate and construction material, accounting for 11.8%, 4 are exhibitions of textile and apparel and accessories, taking up 11.8%, 2 are exhibitions of light industry commodities, craftwork, artwork, tourism, wedding etiquette, occupying a share of 5.9%, 3 are exhibitions of talent, entrepreneurship and culture, with a proportion of 8.9%. 1 is exhibition of industry, taking up 2.9%, 11 are exhibitions of furniture, woodworking and machinery, accounting for 32.4%, 4 are exhibitions of automobiles and ships with a share of 11.8%, 1 is exhibition of electronic information and software, taking up 2.9% and 4 are comprehensive exhibitions, accounting for 11.8%.

Table 1 Distribution of Exhibitions by Genre Category in 2016

No.	Genres	Quantity
1	Real Estate/ Building Materials	4
2	Textile / Garment / Fashion	4
3	Light Industrial Commodities / Artware / Tourism / Wedding Ceremony	2
4	Talent / Entrepreneurship / Culture	3
5	Medical	0
6	Industry	1
7	Furniture / Woodworking Machinery	11
8	Agriculture / Fisheries	0
9	Auto / Ship	4
10	Jewelry	0
Total of 10 categories		29
The proportion of 10 categories in the total exhibition (%)		85.3



II. Scale

In 2016, the exhibition area in Yiwu is 856,000 m² throughout the year, with a total of 28,761 booths. The number of exhibiting enterprises totals 14,112, the number of business exhibitors reaches 50,538 and the number of visitors is 1.14 million throughout the year. In 2016, 52.9% of exhibitions are over 10,000 m² and those covering 5,000-8,000 m² take up 47.1%.

Table 2 Distribution of Exhibitions by Scale in 2016

Scale (m ²)	Quantity	Rate
Above 10000	18	52.9%
8000-10000	0	0
5000-8000	16	47.1%
Below 5000	0	0

Table 3 List of Scaled Exhibitions in 2016

No.	Name	Area (m ²)
1	The 3rd Yiwu Automobile Dealers Association Brand Car Will	50000
2	China (Yiwu) Beauty Hairdressing Expo 2016 The 4th China (Yiwu) Hair Products And Hairdressing Supplies Exhibition The 15th Qingdao International Auto Show (Autumn) The 4th China Yiwu International Day of Product Packaging Materials Technology and Equipment Exhibition	16000
3	China International Electronic Commerce Expo 2016	50000
4	2016 China Yiwu Hardware & Electric Appliance Trade Fair	33000
5	"The New Starting Point Of Silk Roads-Flourishing Yiwu"	10000
6	The 11th China Yiwu Cultural Products Trade Fair	30400
7	The 11th Yiwu Automobile Exhibition	21000
8	2016 China Yiwu Imported Commodities Fair	38000
9	The 8th China International Tourism Commodities Fair	50000
10	The 17th China Yiwu International Exhibition on Knitting and Hosiery Machinery 2016	13200
11	2016 China Yiwu Logistics Fair	20000
12	The 14th China Art and Frame Expo 2016	25000
13	S-Win Household Department Store Industry Exhibition	40000
14	China Yiwu Auto and Motorcycle Parts Exhibition	10000
15	The 22nd China Yiwu International Commodities Fair	150000
16	The 9th China Yiwu International Forest Products Fair	85000
17	Seventh Yiwu Auto Culture Festival	60000
18	China Yiwu International Manufacturing Equipment Expo 2016	80000

III. Venues

Yiwu International Expo Center consists of two parts, the exhibition hall and a supporting five-star hotel with a total building area of over 296,000 m². Specifically, the exhibition hall, the main body of the Center, occupies a building area of over 240,000 m² and can provide 5,300 booths of international standard. The supporting five-star hotel occupies a total building area of 55,593 m², capable of providing 337 (set) rooms. So far, Yiwu International Expo Center has held 34 exhibitions in total and the exhibition area is approximate 856,000 m².

Report on the Exhibition Industry Development of Foshan in 2016

Since 2016, centering on the goals of economic construction and social development, Foshan City has carefully studied the development trend of exhibition economy in the post-crisis era, led exhibition organizing enterprises and specialized venues to adjust the priorities of work, integrated resources to form a joint force and developed new formats of convention and exhibition industry in Foshan.

I. Quantity and Genres

Throughout 2016, a total of 29 exhibitions are held. Among them, 3 are exhibitions of real estate and construction material, accounting for 10%, 5 are exhibitions of light industry commodities, craftwork, artwork, tourism and wedding etiquette, taking up 17%, 4 are exhibitions of talent, entrepreneurship and culture, accounting for 14%, 2 are exhibitions of industry, occupying a share of 7%, 6 are exhibitions of furniture, woodworking and machinery, accounting for 21%, 3 are exhibitions of agriculture and fishery with a proportion of 10%, 5 are exhibitions of automobiles and ships, accounting for 17% and 1 is comprehensive exhibition, taking up 4%.

Table 1 Distribution of Exhibitions by Genre Category in 2016

No.	Genres	Quantity
1	Real Estate/ Building Materials	3
2	Light Industrial Commodities / Art ware / Tourism / Wedding Ceremony	5
3	Talent / Entrepreneurship / Culture	4
4	Industry	2
5	Furniture / Woodworking Machinery	6
6	Agriculture / Fisheries	3
7	Auto / Ship	5
Total of 7 Categories		28
The Proportion of 7 Categories in the Total Exhibition (%)		96

II. Scale

Throughout the year, the exhibition area exceeds 2 million m² with over 9,000 exhibiting enterprises involved. Exhibition visitors exceed 2 million, of which overseas visitors reach 11,826, accounting for 0.6%. Although the exhibition area is relatively large, currently large-scale exhibitions are only displayed through exhibition halls,



venues or industry carriers. Infrastructure that scaled exhibitions require still needs to be improved and further standardized.

Table 2 List of Scaled Exhibitions in 2016

No.	Name	Area (m ²)
1	China International Ceramic & Bathroom Fair, Foshan	300000
2	Asian International Furniture Material Exhibition	400000
3	China Shunde International Exposition for Household Electric Appliances	110000
4	The Second Session Advanced Equipment Manufacturing Investment and Trade Symposium-West of the Pearl River	30000
5	The 2nd China (Guangdong) International Internet Plus Exposition	45000

III. Venues

The proportion of exhibitions held by exhibition venues of each district sees no great change. The quantity of exhibitions held by exhibition venues in Shunde District of Foshan City accounts for 86% with the exhibition area taking up a share of 64%. And that of exhibitions held by venues in Chancheng District accounts for 14% with the exhibition area occupying a share of 36%. Tanzhou International Convention and Exhibition Center was put into operation in September this year, which significantly elevates the level of exhibition venues in Foshan. The Center will cooperate with international top exhibition organizers, positioning itself as a venue specialized in industrial exhibitions. Relying on the solid foundation of Foshan's industrial manufacturing and its geographical advantage of being adjacent to Guangzhou, on the one hand the Center will resolve the spillover effect of Pazhou Complex, and on the other hand the Center will endeavor to build the best specialized exhibition venue for domestic intelligent manufacturing products expositions.

Table 3 Distribution of Exhibitions in 2016

Exhibitions Area	Quantity	Total Area (10000 m ²)
Shunde District	24	122
Chancheng District	4	68

IV. Main Characteristics

1. The convention and exhibition industry is attached great importance to and is highly valued by the government

Foshan municipal government participates in exhibition marketing, coordination and service, leaving a good impression on domestic and foreign visitors and businessmen. The Municipal Bureau of Commerce plans to carry out specialized research and investigation work on convention and exhibition industry to provide basis for issuing Several Opinions of Accelerating the Development of Convention and Exhibition Industry in Foshan. The Bureau will take the overall situation into account within the scope of entire Foshan City, balance and coordinate regional and overall interests and guide the healthy and orderly development of convention and exhibition industry.

2. Foshan puts great emphasis on the growth of convention and exhibition subjects

Through joint venture and cooperation with domestic and international first-class enterprises, Foshan has cultivated a group of professional local exhibition organizing enterprises with great strength. By making use of the resources of Sino-German Industrial City Alliance and Deutsche Messe, Hannover/Germany, the city focuses on introducing foreign-funded exhibition enterprises from regions like Europe, the United States and Hong Kong through joint venture, cooperation or sole proprietorship to complete the convention and exhibition industry chain. The city supports and encourages local large-scale exhibition enterprises to form a group of large-scale local brand exhibition enterprises with strong international competitiveness through various forms such as merger and reorganization, joint venture and cooperation with capital as the link. Foshan will vigorously support the financing and listing of local brand exhibition enterprises.

3. Efforts are intensified to upgrade brand exhibitions

B2B exhibition mode is encouraged and supported. Relying on industries with local advantages, Foshan holds specialized themed exhibitions on furniture, household appliances, ceramics, flowers, machinery and equipment, woodworking machinery, high-end equipment manufacturing industry and Internet, and strongly supports the introduction (bidding) of domestic and international large-scale exhibitions. Support is provided for brand promotion of exhibition projects such as Internet Plus Exposition, FMC CHINA, Shunde Expo and Furniture Boutique Exhibition. Through cooperation with international organizations, the proportion of overseas exhibitors and visitors is increased. Meanwhile, the city actively guides exhibition projects to participate in the accreditation of international organizations like the Global Association of the Exhibition Industry (UFI) and International Congress & Convention Association (ICCA), to elevate the brand value.

4. The system of exhibition talent is gradually improved

The city guides existing universities, colleges and secondary vocational schools to set up majors related with convention and exhibition, actively promotes university-enterprise cooperation, encourages intermediary agencies, industry associations, related universities, colleges, schools and training institutions to carry out joint cultivation and training of exhibition professionals, and will establish an "industry-university-research" base of scientific research and education on exhibition in Shunde.



Domestic Exhibitions by Industry

This chapter incorporates the annual exhibition reports of textile and electricity industries and introduces the scale, characteristics and the major exhibition events of these two major sectors.

Report on the Development of Textile-Industry Exhibitions in 2016

In 2016, led by China National Textile and Apparel Council (CNTAC) and Textile Industry Sub-council of China Council for the Promotion of International Trade (CCPIT), under the background of weak global economic recovery, CCPIT Textile Industry Sub-council continuously improves innovation and service awareness and successfully fulfills its annual tasks.

I. Domestic Exhibitions

In 2016, CCPIT Textile Industry Sub-council hosted a total of 13 domestic exhibitions, covering an entire exhibition area of 1,045,552 m², and bringing together 14,869 exhibitors and 474,498 visitors.

1. Mature Exhibitions in “Whole Industrial Chain” and “Group Exhibition” Modes

In 2016, textile exhibitions cover the whole industrial chain, including Yarn Expo Spring and Yarn Expo Autumn; Intertextile, the largest fabric series exhibition in the world; CHIC and PH Value, the fashion shows covering the three leading terminal fields; Intertextile home textile fair and industrial product exhibitions (CINTE and CINE), with the largest scale in Asia; and ITMA AISA+CITME, the largest textile machinery event in Asia.

After two years of accumulation and development, the group exhibitions in textile industry (5th spring exhibition and 6th autumn exhibition in this year) have formed an important event across domestic and foreign textile industries and tended to mature. Upstream and downstream exhibitions are held centrally, forming the effect of large-scale group events, which caters to the industrial development requirements and gains the recognition of industrial enterprises and visitors.

2. Steadily Growing Exhibition Scale, and Continually Improved International Level

Textile exhibitions have long kept positive growth. In this year, the total area of domestic activities is over 1 million m², up by 44% than last year, with the number of exhibitors up by 21% and the number of visitor up by 14%. The exhibitions in textile, industrial products and yarn bring together more than 30% overseas exhibitors and those in fabric, textile and yarn attract nearly 20% overseas visitors, indicating that Chinese exhibition industry is gradually moving towards international market based on the sound development of the industry.

3. Enhanced Brand Influence and Professional Level

Experiencing years of cultivation and development, many professional exhibitors have become international



well-known brands and enjoy expanding brand influence. The shows of yarn and home textiles in 2016, due to outstanding scale and brand influence, were awarded and praised by Shanghai municipal government. In terms of exhibition organization, CCPIT Textile Industry Sub-council enrolls high-quality enterprises representing the up-to-date technological level and innovative features by setting exhibitor admission criterion and subdivides products by optimizing the categories of exhibits and pavilion settings. With focus on improving the level of informatization operation, CCPIT Textile Industry Sub-council practices digital exhibiting procedure management by using the customized exhibitor management system and visitor management system, and makes a scientific and overall analysis for visitors' information to further enhance the professional level of shows.

4. Maintaining Sound Industrial Public-welfare Platform, and Leading Healthy Development of the Industry

Over the years, CCPIT Textile Industry Sub-council has been dedicated to providing a good industrial public-welfare platform. In this year, the “new technological innovation space” shows off again in the fabric exhibition, expanding the popularity and application of new technological results in China's textile industry and promoting the transformation of scientific and technological achievements. The home textile exhibition is provided with a booth for award-winning products from design competitions, which exerts a leading role in the design trend and consumption direction. The public-welfare platform enables exhibitions to fully play its window function in innovation and brand building and pushes upgrade and structural adjustment of the industry.

II. Overseas Exhibitions

In 2016, CCPIT Textile Industry Sub-council hosts 10 overseas exhibitions, covering a net exhibition area of 15,666 m², up by 13% than last year. The activities concentrate 1,504 exhibitors, with a growth of 14% than last year. It also organized 1,233 enterprises to participate in seven foreign quality exhibitions, with a net exhibition area of 17,744 m².

1. Growing Brand Effect from Mature Exhibitions

Currently, the New York fair and Paris fair of CCPIT Textile Industry Sub-council are held in each spring and autumn, enjoying a fast growth in exhibiting area. They have become China's famous professional exhibition brands in foreign countries and attract active participation of enterprises. In this year, the New York event covers a net area of over 8,000 m², bearing more than 800 exhibitors; the Paris event meeting its 10th anniversary has a net area close to 6,000 m² and brings together nearly 600 exhibitors, with a growth of 44% in both the exhibition area and the number of exhibitors compared with last year. Additionally, the quality and style of exhibits are also improved significantly than ever. With focus on South America, CCPIT Textile Industry Sub-council pioneered the Brazil fair since 2013. However, due to the national sluggish macro economy, the organization is in front of difficulty, but it still sticks to exhibition planning in the Brazilian market.

2. Actively Getting Into Overseas Emerging Markets

In this year, while guaranteeing traditional exhibition projects, CCPIT Textile Industry Sub-council begins to get into

the African market by holding the first China Premium Textile & Apparel Trade Show-South Africa, which brings together more than 100 exhibitors and covers a net area of over 1000 m², receiving the recognition of enterprises due to its good exhibiting effect. As a major area to undertake industrial transfer of Chinese textile and garment enterprises, Bengal has always been concerned by Chinese enterprises in related industries. To meet the requirements of enterprises, the China pavilion was first launched in Dhaka International Yarn & Fabric Show (DIFS). At the same time, CCPIT Textile Industry Sub-council proposes the “going out” initiative through promotion conferences based on the overseas exhibition platform so as to provide more abundant market information.

3. Selecting Superior Overseas Exhibitions

To ensure enterprises achieve satisfied effect from overseas exhibitions, CCPIT Textile Industry Sub-council conducts a strict investigation and selection on the standards of overseas professional exhibitions according to enterprises' market demand. In this year, CCPIT Textile Industry Sub-council organizes enterprises to participate in seven high-end events: Texworld - Worldwide fabrics “Rendez-vous”, Heimtextil International Trade Fair for Home and Contract Textiles, IDEA2016 in Boston, Techtextil North America, Jakarta Textile Machinery Fair, and Russian International Home Textiles Fair, as a bridge for enterprises to exploit overseas markets.



Report on the Development of Electricity Industry Exhibitions in 2016

2016 is the beginning year of the "Thirteenth Five-Year Plan", when the growth of power demand further slows down, along with accelerated adjustment of power structure and faster transformation of energy-consuming way. In this context, CCPIT Electric Power Industry Sub-council is active to explore and innovate, grasping hotspot demand of the industry, improving service quality, and getting over the adverse factors of economic downturn and enterprises' lack of motivation to attend the activity. Based on these efforts, CCPIT Electric Power Industry Sub-council has achieved good effects and been recognized by the whole industry.

Throughout the year, CCPIT Electric Power Industry Sub-council organizes six overseas exhibitions in China, with over 6,000 delegates present on the spot, covering a total exhibition area of over 80,000 m². It also holds one exhibition abroad, bringing together 1,500 delegates, covering a total area of 3,000 m². The main events were as follows:

1. Eighth Clean Energy Expo China

Clean Energy Expo China (CEEC), undergoing eight sessions, has become a comprehensive exhibition with the largest scale and the most specials compared with similar ones in China, mainly involving the fields of clean energy connected to grid, solar PV, solar thermal, charging stations of electric vehicles, application of stored energy, power generation by distributed energy, natural gas and biomass energy. During the event, the sponsors organize dozens of special seminars around the topics of national boost policies, technical progress, equipment development, clean development, energy saving and emission reduction and social responsibility, comprehensively concluding the prominent achievements of Chinese clean energy during the "Twelfth Five-Year Plan" and forecasting the development prospect of clean energy in the "Thirteenth Five-Year Plan" from the perspectives of development goals, opportunities and challenges of clean energy, China's energy system reform, clean energy strategy of "One Belt One Road", and construction of energy internet. The activities enjoy high-level attention and active participation among national competent departments of energy, electric power groups, many provinces and cities, major clean energy equipment enterprises, domestic and foreign industrial associations and organizations, and some countries' embassies in China. Covering an area of 25,000 m², the event bears over 300 exhibitors from nearly 20 countries and regions, including the United States, Germany, Japan, Austria, Finland, Canada, France, Italia, Russia, India, Taiwan, etc., and brings together 1,000 participants and over 20,000 professional visitors.

2. China-ASEAN Power Cooperation and Development Forum & Fair 2016

China-ASEAN Power Cooperation and Development Forum & Fair is a special activity in the electricity field held

upon the invitation of China-ASEAN Exposition Bureau as a support to China-ASEAN Expo. This activity has been chased after by industrial personnel due to its focus on China-ASEAN cooperation; but as China-ASEAN international power cooperation gradually gets into a steady stage, it loses a large number of participants in recent years.

In 2016, directed by innovative exhibition ideas, CCPIT Electric Power Industry Sub-council invites relatively developed power enterprises and groups in ASEAN region to co-organize the activity, and carries out an exchange titled by “developing clean power to jointly promote economic development” around the hot topics of clean power development, regional connectivity, power capacity cooperation, and “One Belt One Road” strategy, thus injecting new vigor to the event, and putting up an efficient interaction platform between China and ASEAN countries in respect of energy and power projects, business cooperation and information exchange.

3. 16th China International Electrical Equipment & Technology Products Expo

Since its first show in 1986, China International Electrical Equipment & Technology Products Expo (EP China) has become the most influential event in China’s power industry. As a domestic sole power exhibition brand winning the recognition of Union of International Fairs, EP China is listed among the major exhibitions under the support of the Ministry of Commerce in five consecutive years. In recent years, this show is greatly affected due to the slowdown of power expansion, spring-up of new media and concentrated purchase of power equipment. In this situation, under the guide of industrial competent organization—China Electricity Council (CEC), CCPIT Electric Power Industry Sub-council actively and continually offers innovative themes to the sponsors of the exhibition. In 2016, combining the hot fields of power safety, energy conservation and environmental protection, and electric power standards greatly significant to the power development goals of “13th Five-Year Plan”, EP China organizes the CEC criterion press conference, special event titled by “China’s power safety and emergency management”, and the activity integrating the energy-saving and environmental-protection exchange meeting and special shows in the power field. At the same time, it sponsors the news conference with experts present around the aspects of safety, criterion, and environmental protection of power, giving media a clear introduction on the situations and meanings of the activity, and promoting the exhibition to serve government, industries, enterprises and the society.

Covering a total area of over 40,000 m², the event with the largest scale in history accommodates nearly one thousand exhibitors from about 40 countries and regions, including Australia, Austria, Canada, France and Germany, and attracted almost 30,000 visitors and one thousand delegates on the spot.



Deep Integration of Exhibition Industry and Internet to Promote Industrial Innovative Development

Along with the sustainable development of new-generation information technologies marked by mobile internet, cloud computing, big data and Internet of Things, “Internet+” has become an internal impetus to drive the transformation and upgrade of Chinese economy in the “new normal”. The strong capacity in technical innovation and advantageous business mode coming out of the penetration and integration between internet with traditional industries breaks industrial monopoly in the levels of market, capital and resources and promotes the reallocation of elements and upgrade of industrial structure. In 2015, the Several Opinions of the State Council on Further Promoting Reform and Development of the Exhibition Industry proposed the ideas of accelerating informatization, leading enterprises to apply modern information technologies, pursuing innovations in service, management, market and business modes and exploring new fields in the exhibition industry; as well as the suggestions of opening network-based virtual exhibitions to form new organic fusion between online and offline business. In the course of exhibition development, it is an inevitable trend to deeply integrate internet with the exhibition industry by pushing the application of cloud computing, big data, Internet of Things and mobile internet in the industry.

When internet was initially used in the exhibition industry, the operational bodies of the industry created official websites and developed online exhibition platform to present enterprise image, promote exhibition projects and publish related information. In this way, internet was mainly used as a tool of marketing and promotion but not as a means of earning profit. In the past two years, the informatization level of exhibition industry was enhanced significantly. As mobile internet springs up, “We Media” enjoys vigorous development and the instant communication tool like microblog and WeChat becomes an important means for people to obtain information. Following the tide, exhibition enterprises created official microblog, WeChat and accounts to advertise exhibition information and exchange with customers. As a result, the usage of official websites, microblog and WeChat grows substantially, and the methods of official account and professional information platform are popularized. However, the influence on exhibition industry development from internet is not confined to the above. As an external impetus of driving a new round of transformation in exhibition industry, “Internet+” will exert strong impact and urge on the revolution of traditional exhibition industry, such as inspiring enterprises to adjust business modes of exhibitions, change service boundary and enhance service efficiency and quality; deepening reform, restructuring industrial chain, and reconstructing industrial layout.

I. “Internet+ Exhibition”: Reform of Traditional Exhibitions

“Internet+” is a kind of integration instead of a simple physical connection. “Internet+ exhibition” is not equal to

“exhibition + internet” because it is not simple networking of exhibition business or directly connecting technical elements to traditional exhibition business, but to take internet as a strategic element to integrate the whole-chain resources of the exhibition industry and transform the operation mode of traditional exhibitions through internet. Internet technologies can be used to offset the defect of information asymmetry in original business links, and rebuild supply-demand relationship based on enhanced efficiency.

1. “Internet+” Facilitates Information Sharing

Confined by the actual conditions of exhibitions, like huge amount of resources, short duration, and complicated levels of participants, it is hard for enterprises to profoundly develop exhibition resources and make them into full use. The value of internet just lies in its strong technologies in digging and analyzing user data. The spring-up of cloud computing and big data enables deep data mining at a low cost so that information can be made into full use. Internet enables the connection of originally isolated information; the big data technology allows exchange and sharing of information. It can be said that internet breaks out the fixed information transmission channels and changes the old industrial rules, making industrial operation more transparent and efficient.

2. “Internet+” Promotes Supply-Demand Matching

With regard to traditional industries, online operation is completely separated from the offline mode, and information asymmetry is an impenetrable barrier. Due to the closed information transmission channels of traditional exhibitions, industrial information is not transparent so that exhibitors and sponsors cannot make a smooth communication, and the supply and demand sides cannot select and match each other efficiently. The online-and-offline integration and collaboration based on the internet will form a market-oriented commercial mode to deliver users accurate services. It will undoubtedly become a hot spot during the development of exhibition industry. For exhibitions, the core idea of online-to-offline (O2O) integration is to transmit exhibition information to target groups through internet, enabling exhibitors and visitors to have an overall understanding of exhibition information for effective selection and matching. In addition, internet can help locate potential customers, and direct online customers to the site. In this course, enterprises can collect and analyze customers’ demand data and provide different value-added services for specific customers.

3. “Internet+” Reshapes Various Experiences

“Internet+ exhibition” is to put information flow and capital flow into the network and operate business flow and logistics offline, thus integrating the online and offline advantages to the largest extent. It not only reduces search costs and transaction expenses but also improves the experience of many parties. Relying on the in-depth analysis on target people by using internet technologies, the supply side of exhibitions can know the requirements of demand side on products and services and predict exhibiting effect, thereby improving the planning and organization work of exhibitions. Through the online platform, exhibitors can query historical trading data, exhibiting effect and service quality to compare exhibition sponsors and accordingly select the exhibitions with strong strength and good service. This can promote the selection of superiors and elimination of inferiors to improve the overall supply level of the market. Moreover, they can collect, analyze and integrate user data through the network like online time,



contents concerned, jump records, forwarding comments to master users' habits and personal preferences as well as the characteristics of target market to effectively stimulate potential market demand and enhance the ratio of target audience. Based on the resources of internet, visitors can get a clear and complete understanding of exhibitions, exhibitors and their products so as to conduct search efficiently, find required products directly, and design visiting routes independently, bringing visitors more pleasant visiting experience. Finally, big data analytics is helpful for construction of after-exhibition service system, customer tracking, and intelligent management of customer relations. "Internet+ exhibition" not only combines the services of traditional exhibitions and online resources, but also delivers "intelligent" value-added services. It uses network system to push stylized, intelligent, normative and automatic management for the flow of exhibition activities; integrate economic and effective, free and convenient, fast and accurate, and highly interactive platforms; implement whole-course management for exhibitions including pre-, at- and post-show stages; and bring brand-new experience to sponsors, exhibitors, service providers and visitors to achieve win-win for multiple parties.

II. "Internet+ Exhibition": Innovative Business Model

Traditional exhibitions are held at a specific time and space, while online activities are not subject to the limits of site, number of personnel and holding time. With the development of internet-exhibition integration, the junior traditional exhibitions are stretched to online platform, and e-commerce cross-border cooperation is upgraded to the mobile client and professional exhibition service platform tailored to the exhibition industry. However, this mode is still in the process of evolution and innovation.

1. Traditional Exhibitions Stretching to Online Platform

This is to move traditional exhibitions to the virtual network space to enable online-offline interaction in real time. In this way, the activities are not subject to the limits of physical sites and time any more, and the supply and demand sides can establish one-to-one, one-to-multi, and multi-to-multi vertical interaction, allowing the two sides to have a faster, deeper and more detailed understanding for each other so as to increase trading efficiency and trading opportunities. In addition to the true exchange experience by traditional exhibitions, "Internet+ exhibition" brings in more humanized value-added services. For example, before activities, organizers can always keep contact with customers, and in the links of exhibition promotion, business transaction between exhibitors and organizers, and contact and agreement between logistics providers and service applicants, information can be spread and processed more conveniently and rapidly; during activities, the information of visitors can be searched out through the internet for statistics and analysis.

2. E-commerce Cross-border Cooperation

E-commerce can provide the whole-course services including online transaction and management, and features the functions of advertising and promotion, consulting and negotiation, online order and payment as well as transaction management. As an industry maturing gradually, e-commerce can expand business channels through stretching to exhibition business. Currently, some e-commerce websites have begun to try offline exhibition services. Based on

the buyer and seller resources they collect, they can hold specific theme meetings through the field platform for enterprise partners, which is really an innovative industrial operation mode.

3. Mobile Application Platform

With the development of mobile internet, exhibition APPs of mobile phones enjoy more extensive application and provide information for sponsors, exhibitors and visitors conveniently and efficiently. In the “intelligence” pavilion, users can use their mobile phone APPs to “navigate” to intended booths and parking lots, to book restaurants, hotels, tourism and logistics services, and to inquiry exhibition information, recent events, exhibitors’ information, exhibits, historical sessions, hot contents, etc. Moreover, the APPs can identify customers’ track, record the points that customers are interested in, and draw trace diagrams. This information can help analyze visiting routes of visitors and master the traffic of visitors.

4. Exhibition Service Platform

Amid the tide of “internet+ exhibition”, national and local exhibition information platforms and enterprises’ self-developed exhibition trading platforms grow rapidly. In particular, the market-oriented platforms developed by enterprises are dedicated to cracking the nuts of the industry, like information asymmetry, service fragmentation, and lack of transaction guarantee. The exhibition service platforms can extensively collect historical data and compare exhibitions according to the data, enabling exhibitors to make a selection more simply. In addition, they can be used to integrate upstream and downstream service resources around exhibitors’ demand, connect third-party cooperation enterprises for the services of exhibiting materials printing, exhibit transportation, ritual models, reservation of hotels and flights through the platforms, and bring business to exhibition design companies. Show organizers can use the professional exhibition service platform to manage data, tickets, booths and sales, and control marketing and promotion based on the internet.

III. “Internet+ Exhibition”: Intelligent Development Trend

The integrative development between internet and exhibition industry presents “intelligent” trend.

1. Intelligent Exhibition Facilities

The development of “Internet+ exhibition” is on the premise of effective utilization of mobile internet technologies, 3D virtual technologies, modern imaging techniques and instant communication technologies, meaning that intelligent facilities are required to guarantee effective combination of internet and exhibitions. Promoting informatization building of exhibition venues, strengthening R&D and application of intelligent exhibition facilities, and reasonably developing and using mobile-phone clients and intelligent platforms will lay a sound foundation for intelligent management, marketing, layout and services. As hardware and software become more and more intelligent, online functions will be developed more completely, and security of information transmission will be guaranteed more effectively. The functions of online platforms will be improved constantly, including buyer retrieval & analysis, publication of matching visitor information, management for customer relations, online transaction



matching, onsite tracing, post data mining, intelligent equipment management, etc.

2. Intelligent Management and Services

Regardless of the networking of traditional events, cross-border integration with e-commerce, or online-to-offline integration through mobile clients and professional exhibition service platforms, the future exhibition management and service will become more intelligent and humanized, expressed as the services tailed to customers and the support for exhibitors and visitors to grasp varying exhibition information in real time. Exhibitors will be able to fully monitor the situations of booths from the stage of layout to the entire exhibiting course; know the size of visitors, traffic situations and safety state based on the real-time data about visitors; use intelligent information technologies to build many linkage exchange platforms like field presentation, touch experience, information exchange and online reservation, and develop distinctive participating and watching schemes.

3. Intelligent Usage of Information

Due to the special natures of internet, the larger the information volume, the more the potential business opportunities. When information security is ensured, the premise of industrial upgrade is the development of information resources. The key to "Internet+ exhibition" lies in the leap-forward improvement in capability of deeply processing information, rather than strengthened information communication and transmission. The transition from purely interconnected "internet era" into the "big data era" labeled in-depth data mining determines that the future development will focus on how to make comprehensive, intelligent, concise, friendly and deep analysis on mass data so as to promote the utilization of big data, enable decision-making based on data, rationally use various data in decision-making system, make scientific decisions, and give powerful support for operation and strategy formation of enterprises.

Research on Strategic Layout and Coordinated Development of the Convention and Exhibition Industry in the Beijing-Tianjin-Hebei Region¹

I. Significance of Exhibition Industry Development to the Beijing-Tianjin-Hebei (BTH) Region

As an important production and service platform to promote trade, investment and business information exchange, the exhibition industry can effectively boost industrial development, and greatly drive the economic growth of host cities across the board. According to development practices of domestic and overseas exhibition industry, this industry always first develops in relatively economically developed regions, and in turn injects new vitality into local industrial growth and urban development, thus forming a positive cycle.

In the economic field, the BTH coordinated development entails the rebuilding of local industrial structures in the short run to optimize and upgrade existing industries, and foster new regional economic growth points. In the long run, through coordinated development, the BTH region should raise its comprehensive economic strength and regional radiating capacity, and play a role in guiding the economic development of greater northern China. In international economic cooperation, this region should become the forefront of trade and investment cooperation between China and Northeast Asian countries, too.

To accomplish the above goals and missions, the exhibition industry should do something in the BTH coordinated development, and give full play to its "engine" role in advancing industrial development and driving the economic growth of host cities. Exhibition, show and investment talks will bring such production factors as talent, capital, technology and information to this region and even greater northern China for economic growth, provide an exchange platform for problems arising from this coordinated development, explore solutions to them, and better boost the economy of host cities.

II. Main Problems Facing the Exhibition Industry in the BTH Region

1. Current exhibitions are hard to meet the economic needs of the BTH region.

As a platform that serves regional economy, exhibitions should match the size, structure and development trend of

1. Note: This article is an abstract of the results of "Research on Strategic Layout and Coordinated Development of the Convention and Exhibition Industry in the Beijing-Tianjin-Hebei Region", a major project (project number 14JGA010) under Beijing Municipal Social Science Foundation, which is in the charge of Prof. Liu Dake.



regional economy. In the current situation of the BTH region, however, exhibitions exist as a "weakness" restricting the BTH coordinated development because of failure to meet the needs of regional economy. Among the three most influential economic regions in China, exhibitions are a very notable "weakness" feature for the BTH region. According to statistics by China Convention and Exhibition Society (CCES), in 2015 China saw 30 exhibitions with over 200,000 m² each, including 12 ones in Yangtze River Delta, 11 ones in Pearl River Delta, and only two ones in the BTH region, and 124 exhibitions with over 100,000 m² each, including 40 ones in Yangtze River Delta, 33 ones in Pearl River Delta and only 12 ones in the BTH region; in the same year, there were 363 exhibitions representing the top three ones in each industry in this country, including 118 ones in Yangtze River Delta, 32.5% of the total, 84 ones in Pearl River Delta, 23.1%, and 40 ones in the BTH region, only 11%. However, there is no such a great difference in economic size among these three economic regions.

2. Current exhibition venues or facilities do not meet the exhibition market needs.

In the past over decade, the BTH region has made great progress in venue construction by new construction, reconstruction and extension and other measures. Designed and built on the basis of interests of localities in a specific historical background, these venues are generally small in individual size, similar in development positioning, incomplete in ancillary facilities, and backward in software and hardware. As a result, they have not contributed to regional coordinated development, but have intensified the regionally internal cutthroat competition due to less technologically repeated construction. According to statistics, only China International Exhibition Center (Shunyi) and Shijiazhuang International Convention and Exhibition Center in the BTH region just reach 100,000 m², and other exhibition venues there are mostly smaller than 50,000 m². Yet National Exhibition and Convention Center (Shanghai) in Yangtze River Delta contains an indoor exhibition area of 400,000 m², which has been completed and used; China Import and Export Fair Complex in Guangzhou in Pearl River Delta contains an indoor exhibition area of 338,000 m². Moreover, a 500,000 m² international convention and exhibition center will commence the construction at Airport New City in Baoan district, Shenzhen in 2016. The supply shortage of large exhibition venues in the BTH region has caused many exhibitions, which have grown in Beijing, to move to Shanghai. China International Auto Products Expo, for example, was long held at China International Exhibition Center (Sanyuanqiao), with an exhibition area of only 70,000 m² covered in the event in 2013. Restricted by the site area, this event moved to National Exhibition and Convention Center (Shanghai) in 2014, and occupied an exhibition area of 120,000 m². This figure topped 180,000 m² in 2015. If no new venues are about to be built in the BTH region, exhibition organizers will inevitably choose to hold exhibitions in southern China.

3. Policies and measures of the governments cannot meet the future needs of coordinated development of the exhibition industry.

The exhibition industry, a special service sector with a strong external economy, is vigorously supported by the governments in most countries. In quite a few countries, the governments invest in building large convention and exhibition centers, financially aid enterprise exhibitors and exhibition organizers, and provide convenience for exhibitions in customs, public security, road traffic, etc. To promote the development of the exhibition industry,

Beijing, Tianjin and Hebei have respectively introduced a series of policies and measures in recent years to support the construction of exhibition venues, the cultivation and introduction of brand exhibitions, and the exhibition participation of small and medium enterprises in the areas of industrial planning, finance, revenue, land, talent, etc. While ever playing an active role in promoting the development of the exhibition industry in the BTH region, these measures are mostly based on the perspective of driving the local exhibition industry. In the era and background of BTH coordinated development, these measures fail to satisfy the demand of coordinated development of the exhibition industry in this region, and even some local regulations may serve as an institutional obstacle to such development.

III. Strategic Positioning of Development of the Exhibition Industry in the BTH

Region

Here, strategic positioning is to design the long-term vision and goal of the exhibition industry in the BTH region. This concerns not only the development of the exhibition industry, but also the capacity and extent of this industry to serve the BTH coordinated development. Therefore, while positioning the strategy of the exhibition industry in this region, we must mainly consider the following two aspects:

1. Vision positioning.

Vision positioning is about the long-term design of the exhibition industry in the BTH region in terms of development scale and influence. Based on the strategic positioning and development vision of this region and overall layout of China exhibition industry, the exhibition industry in this region should be positioned as "the foremost concentrated place of the exhibition industry in greater northern China" and the "widely influential, professional exhibition host place in Northeast Asian region". From the perspective of domestic market, such vision positioning is to continuously consolidate China's top three exhibition positions -the BTH region, Yangtze River Delta and Pearl River Delta - when maintaining BTH's position of the "first exhibition region of northern China". According to such vision positioning, the BTH region should have a little smaller exhibition market scale than Yangtze River Delta, and keep the same exhibition market scale as Pearl River Delta. From the perspective of international market, the BTH region should be positioned as the famous international exhibition host place in Northeast Asian region that surpasses Seoul in South Korea and Tokyo in Japan.

2. Function positioning.

The exhibition industry in the BTH region should become the "booster" of industrial development in this region and even greater northern China, and the "new engine" of driving the local modern service sector. To boost industries, this region should cultivate some brand exhibitions on local traditional industries and future emerging ones, and rely on exhibitions to bring new concepts and new investment to such industries and expand new markets. To drive the modern service sector, this region should further improve the exhibition industry chain, and improve the technology and services of each link in the industry chain so as to magnify the role of this industry in driving this sector.



IV. Policies and Measures for Advancing Coordinated Development of the Exhibition

Industry in the BTH region

1. Formulate the coordinated development plan for the exhibition industry on the basis of the BTH coordinated development.

Although the strategic positioning of Beijing as an "economic center" is downplayed in the new national strategic layout, the BTH region will, according to the national strategy, not only strengthen its role of "economic center", but also shoulder the historical mission of radiating and driving the economic development of northern China. This decides that the exhibition industry as an important platform for promoting investment and trade should be strengthened rather than weakened in this region. For this purpose, Beijing, Tianjin and Hebei should, based on the strategic and functional positioning of this region, cast off their respective traditional planning of exhibition industries, and for the purpose of coordinated development, work together to design the regional layout, hierarchical layout and industrial layout of this industry, and further raise its influence through measures including brand exhibitions to guide regional development. Thus, they will be able to transform the current "southward transfer" into "internal transfer" in respect of exhibitions, and even attract some exhibitions in southern China to move to northern China in the future.

2. Restart planning and demonstration, and launch the construction of large exhibition centers in the BTH region.

Research shows that the exhibition industry in reality is far from effectively playing its expected important role in promoting the BTH coordinated development. In recent years, no characteristic known exhibitions appropriate for regional coordinated development have been cultivated in this region. Furthermore, some traditional famous brand exhibitions have been leaving this region because of constraint of development bottleneck. This phenomenon is attributed to many reasons, one of which is shortage of high-standard and large-scale exhibition venues, a key link that restricts the development of the exhibition industry in this region. Hence, to better develop the exhibition industry, it has become urgent to restart the planning and demonstration and build the large exhibition centers in this region. Then, should we scientifically plan the future layout of exhibition venues in this region? The research group believes that two factors are critical: first, based on the strategic layout in favor of the BTH coordinated development, it is necessary to reasonably site exhibition venues, allow them to boost this development and ensure that they become the results of this development and the platform for promoting this development; second, based on the development law of the exhibition industry, it is necessary to try to select the external transportation hub for venues to ensure the smooth people flow and logistics during exhibitions. Following the above two basic principles, the research group holds that it is an ideal choice to build a large exhibition center of 400,000 m² near Beijing south airport, and construct the supporting BTH convention and exhibition industry park. This airport sits in the border area among Daxing in Beijing, Langfang in Hebei, and Wuqing in Tianjin, with strong radiating capacity. On the other hand, coordinated development of airport economy and convention and exhibition economy contributes to

the formation of resultant force, thus quickly raising the regional competitiveness. Additionally, according to the development law of the exhibition industry, convenient air traffic can strongly support the development of this industry.

3. Push forward the integration of public service policy, and improve the public services of the exhibition industry.

As special activities with concentrated people, wide range and great influence, exhibitions urgently call for support from public services in the areas of traffic, fire protection, public security, customs, news communication, etc. In reality, however, a linkage mechanism of public services in Beijing, Tianjin and Hebei has yet to be established. Even the exhibition industry in their respective regions is seriously short of public services. Beijing, a central city in the BTH region, for example, provides many advantages for large exhibitions in market size, infrastructure, etc. However, as the capital of this country, this city needs to host numerous large political events, such as APEC China 2014, and the 70th anniversary of the victory in the Chinese People War of Resistance against Japanese Aggression and the Global War against Fascism. As there is a conflict between such events and trade exhibitions, these exhibitions are deprived of due public services, sometimes have to be delayed and even cancelled. In addition to this, to ease congestion and ensure safety, exhibition organizers have to fulfill the strict approval procedures, and face higher requirements for fire protection, anti-explosion and emergency prevention. Although playing an active role in ensuring the macro interest of this city, these measures may make more troubles to exhibition organizers. Therefore, to develop the exhibition industry in a coordinated way, the BTH region must urgently promote the integration of public service policy, thus creating a good environment for exhibitions.

4. Improve the institution and policy supply, and better the exhibition environment.

First, on the institutional level, the strategy of the BTH coordinated development not only marks the exploration of city agglomeration construction, but also means the innovation in institution and mechanism in the coordinated development among different administrative regions. As the guiding platform of regional economic development, exhibitions should play their due role in such development. Similarly, the innovation in decision-making system and mechanism is indispensable for the coordinated development of the exhibitions. This innovation is embodied in not only general work interaction, but also the overall arrangement and unified decision in industrial planning, industrial layout, investment mechanism, benefit equilibrium, etc. Second, with emphasis on the exhibition industry in recent years, Beijing, Tianjin and Hebei have respectively introduced many support policies, which intended to advance the exhibition industry in terms of land planning, venue construction, project introduction, talent cultivation, etc. As a result, however, these policies didn't contribute to the coordinated development pattern, but resulted in the repeated construction of exhibition centers and the abnormal internal competition in the exhibition market. From this, the exhibition industry in the BTH region was small in scale, disperse in theme and poor in effect. Thus, to raise the overall strength of the exhibition industry, this region must choose to further optimize the government support model, and increase government support through inter-governmental cooperation.



5. Propel the coordinated development of exhibition talent cultivation in the BTH region, and raise talent quality across the board.

As part of the "light asset" field, the exhibition industry depends heavily on human resources, and attributes its competitiveness to design, creativity and services of employees largely. Hence, the BTH region must take the lead in breakthrough of talent cultivation to develop the exhibition industry on a coordinated basis. Unfortunately, this region relatively lags behind in the cultivation of professional talents in the convention and exhibition. First, in respect of the number of current students majoring in convention and exhibition, in 2015 there were 5,627 current students in Beijing, Tianjin and Hebei, 6,648 ones in only Guangdong, and 6,632 ones in just Zhejiang and Shanghai in Yangtze River Delta. Second, in respect of the number of institutions of higher learning with a major in convention and exhibition, the majors in relation to convention and exhibition are established in 225 vocational colleges and 101 regular institutions of higher learning in China. Among them, only 32 vocational colleges and 16 universities are based in Beijing, Tianjin and Hebei, whereas most of them concentrate in Yangtze River Delta and Pearl River Delta. Finally, in respect of coordinated development of talent cultivation, institutions of higher learning in Beijing, Tianjin and Hebei basically remain mutually isolated, with shortage of government push for exchange of talent cultivation among different regions, and of active communication by institutions of higher learning. Yet in Yangtze River Delta, a regular exchange mechanism in the form of seminar, forum, etc. has been established among institutions of learning, and the universally accepted project of "job competency certification of the convention and exhibition industry" has been launched. The passers of this project will receive the job competency certificate of badly needed talents in Yangtze River Delta issued by training center for badly needed talents in Yangtze River Delta, which is recognized in Shanghai, Nanjing, Hangzhou, Ningbo, Wuxi, and Suzhou. In this situation, to cultivate talents of convention and exhibition, the BTH region should redouble efforts to increase government support, and encourage subjects such as institutions of higher learning, associations and professional training institutions to reinforce the talent cultivation team of convention and exhibition. It should also offer the communication and exchange platform for talent cultivation workers of convention and exhibition by academic conferences, occupational qualification joint certification, scientific collaborative project, etc., and improve the talent cultivation quality through coordinated development.

Appendix 1

Schedule of Trade Fairs above 20,000 m² held in Mainland China in 2016 (excluding Hong Kong, Macao and Taiwan regions)

SN	Exhibition Name	Opening Date	Duration	Province	City	Venue	Area
1	13th 2016 Anhui International Automobile Exhibition	2016/10/1	7	Anhui	Hefei	Hefei Binhu International Convention and Exhibition Center	10000
2	2016 14th China (Hefei) Flower Seedlings Trade Conference	2016/10/21	3	Anhui	Hefei	Central China Blossom City Convention and Exhibition Center	85000
3	2016 10th China (Hefei) International Culture Exposition	2016/9/20	3	Anhui	Hefei	Hefei Binhu International Convention and Exhibition Center	73000
4	2016 China Anhui (Hefei) Agricultural Industrialization Trade Fair	2016/9/9	3	Anhui	Hefei	Hefei Binhu International Convention and Exhibition Center	72000
5	2016 China Hefei International Automobile Trade Fair (Spring)	2016/4/30	4	Anhui	Hefei	Hefei Binhu International Convention and Exhibition Center	50000
6	2016 12th China (Anhui) International Wine & Food Fair	2016/5/13	3	Anhui	Hefei	Anhui International Convention and Exhibition Centre	45000
7	2016 13th China (Anhui) International Wine & Food Fair	2016/11/25	3	Anhui	Hefei	Anhui International Convention and Exhibition Centre	45000
8	2016 10th China (Hefei) International Household Appliances and Consumer Electronics Fair	2016/11/18	3	Anhui	Hefei	Hefei Binhu International Convention and Exhibition Center	40000
9	2016 7th China (Wuhu) Popular Science Products Expo Fair	2016/11/11	3	Anhui	Wuhu	Wuhu International Convention & Exhibition Center	40000
10	2016 China Feed Industry Exhibition	2016/4/19	2	Anhui	Hefei	Hefei Binhu International Convention and Exhibition Center	36000
11	2016 China Hefei International Baking Exhibition	2016/4/8	3	Anhui	Hefei	Anhui International Convention and Exhibition Centre	35000
12	2016 11th China (Anhui) International Electric Vehicles Exhibition	2016/4/22	3	Anhui	Hefei	Anhui International Convention and Exhibition Centre	35000
13	2016 Bozhou International Exhibition On Traditional Chinese Medicine & The 32st Traditional Chinese Medicine Expo	2016/9/9	2	Anhui	Bozhou	Haozhou Exhibition Center(Chinese Herb Transaction Center)	30000
14	2016 China International Energy Saving and new energy automobile exhibition (Hefei)	2016/8/25	4	Anhui	Hefei	Anhui International Convention and Exhibition Centre	30000
15	2016 China (Hefei) Electrical and Mechanical Products Fair	2016/10/11	3	Anhui	Hefei	Anhui International Convention and Exhibition Centre	30000
16	2016 Central China International Equipment Manufacturing Industry Fair & Anhui International Industrial Equipment Exhibition	2016/5/12	4	Anhui	Hefei	Hefei Binhu International Convention and Exhibition Center	25000
17	2016 China (Anhui) International Fertilizer and Pesticide Fair	2016/5/7	2	Anhui	Hefei	Anhui International Convention and Exhibition Centre	25000
18	China International Forestry Machinery Exhibition 2016	2016/10/20	3	Anhui	Hefei	Hefei Binhu International Convention and Exhibition Center	25000
19	2016 8th Anhui International Social Public Security Products & Police Equipment Exhibition	2016/5/26	3	Anhui	Hefei	Hefei Binhu International Convention and Exhibition Center	24000
20	The 17th National Hospital Construction Convention & China International Hospital Construction, Equipment & Management Exhibition 2016	2016/5/21	3	Anhui	Hefei	Hefei Binhu International Convention and Exhibition Center	23500
21	2016 Sixth Chinese (Anhui) Wedding Expo Cum Wedding Expo	2016/9/2	3	Anhui	Hefei	Anhui International Convention and Exhibition Centre	21600
22	The Sixth Wedding Expo 2016 China (Anhui)	2016/6/17	3	Anhui	Hefei	Anhui International Convention and Exhibition Centre	20100
23	2016 China (Hefei) International Household Appliances' Accessories & Supporting Services Sourcing Fair	2016/3/26	3	Anhui	Hefei	Hefei Binhu International Convention and Exhibition Center	20000
24	The Sixth Session of The 2016 Central Anhui Pregnant Baby Products Fair	2016/6/24	3	Anhui	Hefei	Anhui International Convention and Exhibition Centre	20000
25	2016 4th China (Hefei) Engineering Machinery Exhibition	2016/3/25	3	Anhui	Hefei	Anhui International Convention and Exhibition Centre	20000
26	2016 10th China International Roasted Seeds and Nuts, Foods Exhibition	2016/4/17	2	Anhui	Hefei	Anhui International Convention and Exhibition Centre	20000
27	2016 7th China Anhui International Exhibition On Electric Vehicles, Tricycles and Accessories & Hefei New Energy Electric Vehicles, Lithium-Car Display & The 20th Macao International Trade Investment Fair	2016/4/24	3	Anhui	Hefei	Central China Blossom City Convention and Exhibition Center	20000
28	2016 7th Anhui Advertisement Printing & Packaging Industry Exhibition ; 2016 10th Anhui Advertisement Equipment, LED & Signboard Exhibition	2016/5/8	3	Anhui	Hefei	Hefei Binhu International Convention and Exhibition Center	20000
29	In 2016 Third China (Anhui) International Pension Service Industry Exposition	2016/12/2	3	Anhui	Hefei	Anhui International Convention and Exhibition Centre	20000
30	2016 6th China Anhui Spring Wedding Show	2016/3/18	3	Anhui	Hefei	Anhui International Convention and Exhibition Centre	20000
31	2016 6th China Anhui (Fuyang) International New Energy Vehicles, Electric Vehicles and Parts Exhibition	2016/8/27	3	Anhui	Fuyang	Anhui Fuyang International Convention and Exhibition Centre	20000
32	2016 China (Hefei Autumn) Huaxia Housing and Furnishing Exposition	2016/10/22	2	Anhui	Hefei	Anhui International Convention and Exhibition Centre	20000
33	2016 4th Beijing International Automobile Exhibition	2016/4/25	10	Beijing	Beijing	China International Exhibition Center (Shunyi)	106800
34	Twenty-Second 2016 China International Auto Supplies Exhibition	2016/2/25	4	Beijing	Beijing	China International Exhibition Center (Shunyi)	106800
35	2016 23rd China International Building Decoration & Building Materials Expo	2016/3/16	4	Beijing	Beijing	China International Exhibition Center (Shunyi)	106800
36	2016 15th China International Door Industry Exhibition/ the 3rd China Integrated Customized Home Furniture Exhibition	2016/3/23	4	Beijing	Beijing	China International Exhibition Center (Shunyi)	106800
37	2016 23rd Pregnancy and Baby Products Expo & Children's Ware Expo (Beijing)	2016/4/12	3	Beijing	Beijing	China International Exhibition Center (Shunyi)	106800
38	The 21st China (Beijing) International Wallpaper Wall Cloth Curtain and Household Soft Adornment Exhibition	2016/3/9	4	Beijing	Beijing	China International Exhibition Center (Shunyi)	106800
39	The 27th International Exhibition for Refrigeration, Air-conditioning, Heating and Ventilation, Frozen Food Processing, Packaging and Storage	2016/4/7	3	Beijing	Beijing	China International Exhibition Center (Shunyi)	106800
40	2016 13th China INTL, Machine Tool & Tools Exhibition	2016/6/22	5	Beijing	Beijing	China International Exhibition Center (Shunyi)	106800
41	The 21st Beijing Essen Welding & Cutting Fair 2016	2016/6/14	4	Beijing	Beijing	China International Exhibition Center (Shunyi)	92700
42	2016 Auto Maintenance & Repair Expo	2016/3/3	4	Beijing	Beijing	China International Exhibition Center (Shunyi)	92700
43	The Sixteenth China International Petroleum & Petrochemical Technology and Equipment Exhibition	2016/3/29	3	Beijing	Beijing	China International Exhibition Center (Shunyi)	92700
44	2016 China International Public Security Products Expo	2016/10/25	4	Beijing	Beijing	China International Exhibition Center (Shunyi)	92700
45	2016 China International Heating, Ventilation, Air-conditioning and Sanitation, Urban Construction Equipment and Technology Exhibition	2016/5/30	3	Beijing	Beijing	China International Exhibition Center (Shunyi)	80000
46	The 2016 Beijing International Door Window Curtain Wall Exposition	2016/11/9	4	Beijing	Beijing	China International Exhibition Center (Shunyi)	80000
47	Beijing International Furniture Fair	2016/7/1	4	Beijing	Beijing	China International Exhibition Center (Shunyi)	78600



SN	Exhibition Name	Opening Date	Duration	Province	City	Venue	Area
48	Casting The 14th China International Exposition	2016/5/17	4	Beijing	Beijing	China International Exhibition Center (Shunyi)	66000
49	2016 12th China (Beijing) International Power Transmission & Control Technology Exhibition	2016/6/9	3	Beijing	Beijing	China International Exhibition Center (Sanyuanqiao)	60000
50	2016 China International Jewellery Fair	2016/11/10	5	Beijing	Beijing	China International Exhibition Center (Sanyuanqiao)	60000
51	The sixteenth session of Beijing international woodworking machinery and furniture production equipment exhibition	2016/6/1	4	Beijing	Beijing	China International Exhibition Center (Sanyuanqiao)	60000
52	2016 China International Building New Technology, New Material, New Technology and New Equipment Exposition	2016/3/9	3	Beijing	Beijing	China International Exhibition Center (Sanyuanqiao)	55000
53	2016 23rd Beijing International Book Fair	2016/8/24	5	Beijing	Beijing	China International Exhibition Center (Shunyi)	53400
54	The 13th China International Exhibition on Transport Technology & Equipment	2016/5/23	3	Beijing	Beijing	China International Exhibition Center (Shunyi)	53400
55	2016 International High-End Food and Beverage Exhibition	2016/6/29	3	Beijing	Beijing	China National Convention Center	50000
56	2016 Beijing Book Fair	2016/1/6	4	Beijing	Beijing	China International Exhibition Center (Sanyuanqiao)	46004
57	2016 China International Broadcasting Information Network Exhibition	2016/3/24	3	Beijing	Beijing	China International Exhibition Center (Sanyuanqiao)	44700
58	2016 6th Beijing International Jewellery Exhibition (Summer)	2016/4/8	4	Beijing	Beijing	China International Exhibition Center (Sanyuanqiao)	44700
59	2016 25th Beijing International Radio, TV & Film Exhibition	2016/8/24	3	Beijing	Beijing	China International Exhibition Center (Sanyuanqiao)	44700
60	2016 29th China International Optics Industry Fair	2016/9/7	3	Beijing	Beijing	China International Exhibition Center (Sanyuanqiao)	44700
61	The 11th China Beijing International Cultural & Creative Industry Expo	2016/10/27	4	Beijing	Beijing	China International Exhibition Center (Sanyuanqiao)	44700
62	ISPO BEIJING 2016	2016/2/24	4	Beijing	Beijing	China National Convention Center	40000
63	The Spring of 2016 Chinese Wedding Fair	2016/3/19	3	Beijing	Beijing	China National Convention Center	40000
64	2016 21st China International Dental Instrument and Materials Expo & Symposium	2016/6/9	4	Beijing	Beijing	China National Convention Center	40000
65	2016 Beijing International Wind Power Conference and Exhibition	2016/10/19	3	Beijing	Beijing	China International Exhibition Center (Shunyi)	39300
66	VIV China 2016	2016/9/6	3	Beijing	Beijing	China International Exhibition Center (Shunyi)	39300
67	2016 8th Chinese International Police Equipment Exhibition	2016/5/17	4	Beijing	Beijing	China National Convention Center	37000
68	2016 6th China International Light Industry and Consumer Goods Exhibition	2016/7/1	4	Beijing	Beijing	China International Exhibition Center (Sanyuanqiao)	36732
69	2016 Twenty-Fifth China International Professional Audio, Lighting, Music and Technology	2016/9/1	4	Beijing	Beijing	China International Exhibition Center (Sanyuanqiao)	36400
70	2016 4th Beijing International Automobile Exhibition	2016/4/25	5	Beijing	Beijing	China International Exhibition Center (Sanyuanqiao)	36400
71	2016 14th China International Meat Industry Exhibition	2016/9/27	3	Beijing	Beijing	China International Exhibition Center (Sanyuanqiao)	36400
72	2016 Beijing International Tourism Expo	2016/6/27	3	Beijing	Beijing	China National Convention Center	35000
73	2016 China International Clean Vehicle Technology Exhibition	2016/10/13	4	Beijing	Beijing	China National Convention Center	35000
74	2016 12th China (Beijing) International Organic Food Exhibition	2016/6/12	3	Beijing	Beijing	China International Exhibition Center (Sanyuanqiao)	35000
75	2016 28th International Medical Instruments and Equipment Exhibition	2016/3/25	3	Beijing	Beijing	China National Convention Center	33000
76	2016 18th China Franchise Expo	2016/7/9	3	Beijing	Beijing	China National Convention Center	33000
77	2016 3rd China (Beijing) International Buddhist supplies exhibition	2016/7/28	4	Beijing	Beijing	China International Exhibition Center (Sanyuanqiao)	30005
78	2016 China International Modern Agriculture Exhibition	2016/4/19	3	Beijing	Beijing	China International Exhibition Center (Sanyuanqiao)	30000
79	2016 42nd China Fur & Leather Products Fair	2016/1/12	4	Beijing	Beijing	China National Convention Center	30000
80	2016 Beijing International Seal Engraving Logo and Technological Exhibitions	2016/3/30	3	Beijing	Beijing	China National Convention Center	30000
81	2016 25th China International Professional Audio, Lighting & Musical Instruments & Technologies Exhibition	2016/5/25	4	Beijing	Beijing	China International Exhibition Center (Sanyuanqiao)	30000
82	2016 China (Beijing) International Service and Trade Fair	2016/5/28	5	Beijing	Beijing	China National Convention Center	30000
83	2016 20th China International Software Expo	2016/5/26	3	Beijing	Beijing	Beijing Exhibition Center	30000
84	2016 International Education Exhibition Wisdom	2016/12/9	3	Beijing	Beijing	China National Convention Center	30000
85	2016 China (Beijing) Huaxia Housing and Furnishing Exposition	2016/5/20	3	Beijing	Beijing	Beijing Exhibition Center	30000
86	The Sixteenth International Electric Power Equipment and Technology Exhibition (2016)	2016/11/2	3	Beijing	Beijing	China International Exhibition Center (Sanyuanqiao)	30000
87	2016 China Huaxia Housing and Furnishing Exposition	2016/3/13	3	Beijing	Beijing	China National Convention Center	30000
88	2016 17th China international exhibition on environmental monitoring instruments	2016/4/7	3	Beijing	Beijing	National Agriculture Exhibition Center	28000
89	2016 25th China International Information and Communication Expo	2016/9/20	4	Beijing	Beijing	China International Exhibition Center (Sanyuanqiao)	27036
90	Twenty-Sixth 2016 China International Exhibition On Fishing Supplies Trade	2016/2/18	3	Beijing	Beijing	China International Exhibition Center (Shunyi)	26700
91	2016 18th China International Floriculture Expo	2016/5/11	3	Beijing	Beijing	China International Exhibition Center (Shunyi)	26700
92	2016 17th China International Natural Gas Automobile and Gas Station Equipment Exhibition	2016/5/11	3	Beijing	Beijing	China International Exhibition Center (Shunyi)	26700
93	All in TUNING 2016 High Performance Car Show	2016/7/8	3	Beijing	Beijing	China International Exhibition Center (Shunyi)	26700
94	2016 27th China International Measurement Control, Instrument & Meter Exhibition	2016/9/21	4	Beijing	Beijing	China International Exhibition Center (Shunyi)	26700
95	Beijing World Food Expo 2016	2016/11/16	3	Beijing	Beijing	China International Exhibition Center (Shunyi)	26700
96	The 19th China Beijing International High-Tech Expo	2016/5/19	4	Beijing	Beijing	China International Exhibition Center (Sanyuanqiao)	26065
97	2016 15th China International Housing Industry & New Building Industrialization Products and Equipment Expo	2016/10/13	3	Beijing	Beijing	China International Exhibition Center (Shunyi)	25200
98	2016 China International Golf Expo	2016/3/4	3	Beijing	Beijing	China National Convention Center	25000
99	2016 Art Beijing Expo	2016/5/1	3	Beijing	Beijing	National Agriculture Exhibition Center	25000
100	2016 14th China International Scientific Instruments and Laboratory Equipment Exhibition	2016/5/22	3	Beijing	Beijing	China National Convention Center	25000
101	2016 China International Caravans Exhibition	2016/6/18	3	Beijing	Beijing	Beijing Exhibition Center	25000

Appendix 1 Schedule of Trade Fairs above 20,000 m2 held in Mainland China in 2016

SN	Exhibition Name	Opening Date	Duration	Province	City	Venue	Area
102	2016 China Water Exposition	2016/11/15	3	Beijing	Beijing	China International Exhibition Center (Shunyi)	25000
103	2016 Third China (Beijing) International Medical Tourism Exhibition	2016/12/18	3	Beijing	Beijing	Beijing Exhibition Center	25000
104	Music Life Show 2016	2016/7/1	3	Beijing	Beijing	Beijing Exhibition Center	25000
105	2016 China International Safe and Occupational Health Exhibition	2016/9/27	3	Beijing	Beijing	China National Convention Center	25000
106	2016 Beijing International Tea Expo	2016/6/24	4	Beijing	Beijing	Beijing Exhibition Center	24000
107	2016 14th China International Radio, Film and TV Expo-China International Film & TV Programmes Exhibition	2016/8/25	3	Beijing	Beijing	Beijing Exhibition Center	24000
108	2016 6th Beijing Tea and Tea Art Expo	2016/4/22	4	Beijing	Beijing	National Agriculture Exhibition Center	23000
109	9th China Beijing International Energy Conservation and Environmental Protection Exhibition	2016/6/8	4	Beijing	Beijing	Beijing Exhibition Center	23000
110	2016 10th China International Defense Electronics Exhibition	2016/5/11	3	Beijing	Beijing	China International Exhibition Center (Sanyuanqiao)	22820
111	2016 China International Metal Form Exhibition	2016/9/21	4	Beijing	Beijing	China International Exhibition Center (Shunyi)	22500
112	2016 19th China International Photographic Machinery & Image Equipment Expo	2016/4/22	4	Beijing	Beijing	China National Convention Center	22000
113	2016 8th China (Beijing) International Photo Exhibition	2016/5/9	3	Beijing	Beijing	China National Convention Center	22000
114	2016 China (Beijing) International Wine Expo	2016/6/15	3	Beijing	Beijing	China National Convention Center	22000
115	2016 China International Smart Grid Construction, Distributed Energy & Energy Storage Technology and Equipment Exhibition and Summit	2016/6/29	3	Beijing	Beijing	China National Convention Center	22000
116	2016 China Small-Medium Sized Enterprises Investment & Financing Expo (SME IFEX)	2016/7/20	3	Beijing	Beijing	China National Convention Center	22000
117	The 13th China international Internet culture expo	2016/1/7	3	Beijing	Beijing	China National Convention Center	22000
118	2016 China International Exhibition On Intelligent Building	2016/3/9	3	Beijing	Beijing	China National Convention Center	22000
119	2016 China(Beijing) Import Auto Expo	2016/10/27	5	Beijing	Beijing	China National Convention Center	22000
120	The 5th Beijing International Tourism Commodities Fair 2016	2016/10/22	3	Beijing	Beijing	China International Exhibition Center (Sanyuanqiao)	21730
121	Sixth The 2016 China International Energy Saving and Environmental Protection Boiler Exhibition and Ancillary Equipment Exhibition	2016/4/6	3	Beijing	Beijing	China National Convention Center	20000
122	2016 16th Beijing International Jewelry Fair	2016/6/17	4	Beijing	Beijing	National Agriculture Exhibition Center	20000
123	2016 8th China (Beijing) International Environmental Monitoring Instruments Exhibition	2016/4/6	3	Beijing	Beijing	China National Convention Center	20000
124	Twentieth the 2016 China International Health Industry Expo	2016/4/14	3	Beijing	Beijing	China International Exhibition Center (Sanyuanqiao)	20000
125	2016 5th China International Aging Services Expo	2016/5/3	3	Beijing	Beijing	China National Convention Center	20000
126	The 18th Annual Beijing International Toys and Childcare Articles Exhibition (2016)	2016/5/11	3	Beijing	Beijing	National Agriculture Exhibition Center	20000
127	2016 Beijing International Industrial Intelligence & Automation Exhibition	2016/5/11	3	Beijing	Beijing	Beijing Exhibition Center	20000
128	2016 First China Wisdom City International Exposition	2016/7/10	3	Beijing	Beijing	Beijing Exhibition Center	20000
129	2016 19th Beijing International Art Expo	2016/9/1	4	Beijing	Beijing	Beijing Exhibition Center	20000
130	2016 Seventh China (Beijing) International Exhibition of Computer Network and Information Security	2016/5/5	3	Beijing	Beijing	China National Convention Center	20000
131	2016 12th China International Battery Industry Exhibition	2016/6/4	3	Beijing	Beijing	China National Convention Center	20000
132	2016 China (Beijing) International Exhibition of Aerial Work and Protective Equipment	2016/6/19	3	Beijing	Beijing	China National Convention Center	20000
133	The 8th China Exhibition on Technology and Equipment of Meteorology Science & Hydrology 2016	2016/6/19	3	Beijing	Beijing	China National Convention Center	20000
134	World O2O Expo Summer	2016/6/20	3	Beijing	Beijing	China National Convention Center	20000
135	2016 Summer China (Beijing) Wedding Expo	2016/6/4	2	Beijing	Beijing	China National Convention Center	20000
136	The 2016 China (Beijing) International Bicycle Electric Vehicles and Parts Exhibition	2016/7/30	3	Beijing	Beijing	China National Convention Center	20000
137	Twelfth 2016 China(Beijing)International Tea and Tea Culture Expo	2016/7/3	3	Beijing	Beijing	China National Convention Center	20000
138	BAU CONGRESS CHINA 2016	2016/7/4	3	Beijing	Beijing	China National Convention Center	20000
139	The 25th China International Medical Instrument and Equipment Exhibition & Symposium	2016/8/19	3	Beijing	Beijing	China National Convention Center	20000
140	International Simulation Expo 2016	2016/10/9	3	Beijing	Beijing	China National Convention Center	20000
141	The 12th Beijing international financial exposition	2016/10/27	4	Beijing	Beijing	Beijing Exhibition Center	20000
142	2016 14th Beijing International Mahogany Classical Furniture Fair	2016/11/4	4	Beijing	Beijing	National Agriculture Exhibition Center	20000
143	2016 17th Beijing International Jewelry Fair	2016/11/4	4	Beijing	Beijing	National Agriculture Exhibition Center	20000
144	China Xiamen International Stone Fair	2016/3/6	4	Fujian	Xiamen	Xiamen International Convention and Exhibition Center	180000
145	2016 34th China International Sporting Goods Show	2016/4/22	4	Fujian	Fuzhou	Fuzhou Strait International Convention and Exhibition Center	130000
146	2016 95th National Sugar & Wine Fair	2016/10/20	3	Fujian	Fuzhou	Fuzhou Strait International Convention and Exhibition Center	125000
147	2016 52nd Annual (Autumn) The National Pharmaceutical Machinery Expo and China International Pharmaceutical Machinery Fair	2016/11/5	4	Fujian	Fuzhou	Fuzhou Strait International Convention and Exhibition Center	120000
148	The 11th China Xiamen International Buddhist Items Crafts Fair	2016/10/20	5	Fujian	Xiamen	Xiamen International Convention and Exhibition Center	115000
149	The 27th China Fuzhou International Automobile Exposition	2016/4/30	5	Fujian	Fuzhou	Fuzhou Strait International Convention and Exhibition Center	100000
150	The 28th China Fuzhou International Automobile Exposition	2016/10/1	5	Fujian	Fuzhou	Fuzhou Strait International Convention and Exhibition Center	100000
151	The 20th China Xiamen Machinery and Electronics Exhibition 2016	2016/4/12	4	Fujian	Xiamen	Xiamen International Convention and Exhibition Center	85000
152	The 8th China Xiamen International Construction & Building Material Machinery Exhibition	2016/4/12	4	Fujian	Xiamen	Xiamen International Convention and Exhibition Center	85000
153	2016 6th China (Fuzhou) Building Material Decorations Expo / Fuzhou Building Materials Show	2016/11/25	3	Fujian	Fuzhou	Fuzhou Strait International Convention and Exhibition Center	80000



SN	Exhibition Name	Opening Date	Duration	Province	City	Venue	Area
154	West-Taiwan-Strait Auto Expo 2016	2016/7/1	4	Fujian	Xiamen	Xiamen International Convention and Exhibition Center	70000
155	Seventh the 2016 China Xiamen International Tea Fair	2016/10/20	5	Fujian	Xiamen	Xiamen International Convention and Exhibition Center	60000
156	2016 9th Cross-Strait (Xiamen) Cultural Industry Fair	2016/11/4	4	Fujian	Xiamen	Xiamen International Convention and Exhibition Center	60000
157	Eleventh 2016 Strait (Fuzhou) Fisheries Expo - Fuzhou Fisheries Week	2016/6/3	3	Fujian	Fuzhou	Fuzhou Strait International Convention and Exhibition Center	58000
158	2016 8th Cross-Strait Modern Agriculture Expo	2016/11/18	5	Fujian	Zhangzhou	Zhangzhou Flora Expo	52900
159	2016 18th Cross-Strait Fair for Economy and Trade	2016/5/18	5	Fujian	Fuzhou	Fuzhou Strait International Convention and Exhibition Center	50000
160	The 18th Jinjiang Footwear International Exhibition, China 2016	2016/4/18	4	Fujian	Quanzhou	Jinjiang SM International Exhibition Center	50000
161	Xiamen International Electronics, Information and Communication Exhibition 2016	2016/5/11	3	Fujian	Xiamen	Xiamen International Convention and Exhibition Center	43500
162	2016 Xiamen International Advanced Technology and Equipment and Key Parts and Components Exhibition	2016/5/11	3	Fujian	Xiamen	Xiamen International Convention and Exhibition Center	43500
163	2016 Fuzhou International Buddhist Items Crafts Fair	2016/4/23	4	Fujian	Fuzhou	Fuzhou Strait International Convention and Exhibition Center	40000
164	2016 8th China Xiamen International Vegetarian Food Fair	2016/4/21	5	Fujian	Xiamen	Xiamen International Convention and Exhibition Center	35000
165	EPE2016 Xiamen International Electronic Production Equipment Exhibition	2016/5/11	3	Fujian	Xiamen	Xiamen International Convention and Exhibition Center	35000
166	2016 9th China Xiamen International Vegetarian Health Exhibition (Autumn)	2016/10/20	5	Fujian	Xiamen	Xiamen International Convention and Exhibition Center	35000
167	Twelfth 2016 Strait Travel Fair	2016/5/4	5	Fujian	Xiamen	Xiamen International Convention and Exhibition Center	33000
168	2016 Xiamen International Logistics Expo	2016/5/11	3	Fujian	Xiamen	Xiamen International Convention and Exhibition Center	30000
169	2016 11th China International (Xiamen) Fisheries Expo	2016/5/26	3	Fujian	Xiamen	Xiamen International Convention and Exhibition Center	30000
170	2016 20th China International Fair for Investment & Trade	2016/9/8	4	Fujian	Xiamen	Xiamen International Convention and Exhibition Center	30000
171	ASHE2016 China (Xiamen) International Home Appliances and Smart Home Exhibition	2016/5/11	3	Fujian	Xiamen	Xiamen International Convention and Exhibition Center	30000
172	2016 Fujian-Taiwan (Quanzhou) Food Fair	2016/7/14	3	Fujian	Quanzhou	Jinjiang SM International Exhibition Center	30000
173	China (Xiamen)International Leisure Tourism Expo 2016	2016/9/23	3	Fujian	Xiamen	Xiamen International Convention and Exhibition Center	30000
174	2016 China Xiamen Smart Decoration Exhibition	2016/10/13	3	Fujian	Xiamen	Xiamen International Convention and Exhibition Center	30000
175	The 7th Cross-Straits Electric Motor and Appliance Exposition	2016/6/17	3	Fujian	Ningde	Ningde Convention and Exhibition Center	28000
176	Ninth The 2016 Cross Strait (Quanzhou) Agricultural Products Purchase Order	2016/9/9	3	Fujian	Quanzhou	Fujian Chengong International Convention Exhibition Center	25000
177	The 9th Fujian Cross-Straits Public Security Project & Product Expo 2016	2016/6/18	4	Fujian	Fuzhou	Fuzhou Strait International Convention and Exhibition Center	20000
178	Fifth 2016 Session of The Smart City of The Strait of Electronic Information Industry Expo	2016/6/18	4	Fujian	Fuzhou	Fuzhou Strait International Convention and Exhibition Center	20000
179	2016 2nd China (Xiamen) International Industry Expo For Baby & Child	2016/6/9	3	Fujian	Xiamen	Xiamen International Convention and Exhibition Center	20000
180	2016 (Ninth) Xiamen International Animation Festival	2016/8/12	4	Fujian	Xiamen	Xiamen International Convention and Exhibition Center	20000
181	2016 Fujian (Xiamen) Strait beauty salons Body cosmetics Fair	2016/12/1	3	Fujian	Xiamen	Xiamen International Convention and Exhibition Center	20000
182	2016 China (Fujian) International Dental Equipment Exhibition	2016/12/8	3	Fujian	Xiamen	Xiamen International Convention and Exhibition Center	20000
183	The 7th Northwest China International Automobile Expo 2016	2016/8/31	6	Gansu	Lanzhou	Gansu International Convention and Exhibition Center	80000
184	2016 5th Gansu International Car Trade Fair	2016/4/29	6	Gansu	Lanzhou	Gansu International Convention and Exhibition Center	50000
185	2016 6th China International Tourism Fair In Lanzhou	2016/6/21	3	Gansu	Lanzhou	Gansu International Convention and Exhibition Center	26000
186	2016 22nd China Lanzhou Investment and Trade Fair	2016/7/8	4	Gansu	Lanzhou	Gansu International Convention and Exhibition Center	22948
187	2016 Lanzhou International Automobile Exhibition	2016/9/30	6	Gansu	Lanzhou	Gansu International Convention and Exhibition Center	22948
188	The 37th China International Furniture Fair (Guangzhou) Phase Two	2016/3/28	4	Guangdong	Guangzhou	China Import & Export Fair Complex	370000
189	2016 18th China (Guangzhou) International Building Decoration Fair	2016/7/8	4	Guangdong	Guangzhou	China Import & Export Fair Complex	360000
190	The 119th China Import and Export Fair (Phase One)	2016/4/15	5	Guangdong	Guangzhou	China Import & Export Fair Complex	338000
191	The 119th China Import and Export Fair (Phase Two)	2016/4/23	5	Guangdong	Guangzhou	China Import & Export Fair Complex	338000
192	The 37th China (Guangzhou) International Furniture Fair 2016	2016/3/18	4	Guangdong	Guangzhou	China Import & Export Fair Complex	329180
193	2016 Twenty-second Guangzhou Hotel Supplies Exhibition	2016/12/12	3	Guangdong	Guangzhou	China Import & Export Fair Complex	320000
194	2016 35th International Famous Furniture (Dongguan) Exhibition	2016/3/16	5	Guangdong	Dongguan	GD Modern International Exhibition Center	270000
195	2016 36th International Famous Furniture Fair (Dongguan)	2016/8/11	4	Guangdong	Dongguan	GD Modern International Exhibition Center	270000
196	2016 45th Guangdong International Beauty Expo	2016/9/4	3	Guangdong	Guangzhou	China Import & Export Fair Complex	260000
197	2016 46th Guangdong International Beauty Expo	2016/9/4	3	Guangdong	Guangzhou	China Import & Export Fair Complex	260000
198	The 119th China Import and Export Fair (Phase Three)	2016/5/1	5	Guangdong	Guangzhou	China Import & Export Fair Complex	253900
199	2016 120th China import and export commodities fair (phase I)	2016/10/15	5	Guangdong	Guangzhou	China Import & Export Fair Complex	253900
200	2016 120th China import and export commodities fair (phase II)	2016/10/23	5	Guangdong	Guangzhou	China Import & Export Fair Complex	253900
201	2016 120th China import and export commodities fair (phase III)	2016/10/31	5	Guangdong	Guangzhou	China Import & Export Fair Complex	253900
202	2016 14th China (Guangzhou) International Automobile Exhibition	2016/11/19	9	Guangdong	Guangzhou	China Import & Export Fair Complex	220000
203	2016 Guangzhou International Lighting Show	2016/6/9	4	Guangdong	Guangzhou	China Import & Export Fair Complex	210000
204	2016 Guangdong Canton Beauty Expo	2016/3/9	3	Guangdong	Guangzhou	China Import & Export Fair Complex	140000
205	The 16th Guangdong International Auto Exhibition & Trade Fair	2016/4/30	4	Guangdong	Dongguan	GD Modern International Exhibition Center	140000
206	2016 Guangzhou International Woodworking Machinery and Accessories Show / 2016 Guangzhou International Furniture Raw and Auxiliary Materials and Hardware Fittings	2016/3/28	3	Guangdong	Guangzhou	China Import & Export Fair Complex	140000
207	Shenzhen Home Furnishing Expo	2016/3/7	4	Guangdong	Shenzhen	Shenzhen Convention & Exhibition Center	130000
208	Shenzhen Home Furnishing Expo (Autumn)	2016/8/7	3	Guangdong	Shenzhen	Shenzhen Convention & Exhibition Center	130000
209	2016 Prolight + Sound Guangzhou	2016/2/29	4	Guangdong	Guangzhou	China Import & Export Fair Complex	130000
210	The 24th China (Shenzhen) International Gifts, Handicrafts, Watches and Housewares Fair	2016/10/20	4	Guangdong	Shenzhen	Shenzhen Convention & Exhibition Center	115000
211	2016 18th China International Optoelectronic Exposition and twentieth IIC-China Electronic Engineering event	2016/9/6	4	Guangdong	Shenzhen	Shenzhen Convention & Exhibition Center	110000
212	2016 16th China Public Security Exhibition	2016/10/29	4	Guangdong	Shenzhen	Shenzhen Convention & Exhibition Center	110000

Appendix 1 Schedule of Trade Fairs above 20,000 m2 held in Mainland China in 2016

SN	Exhibition Name	Opening Date	Duration	Province	City	Venue	Area
213	2016 18th China International Hi-Tech Fair	2016/11/16	6	Guangdong	Shenzhen	Shenzhen Convention & Exhibition Center	110000
214	2016 12th China (Shenzhen) International Cultural Industries Fair	2016/5/12	5	Guangdong	Shenzhen	Shenzhen Convention & Exhibition Center	110000
215	The 76th Session of China International Medical Equipment Fair (Spring)	2016/10/29	4	Guangdong	Shenzhen	Shenzhen Convention & Exhibition Center	110000
216	The 24th China (Shenzhen) International Gifts, Handicrafts, Watches and Housewares Fair	2016/4/25	4	Guangdong	Shenzhen	Shenzhen Convention & Exhibition Center	105000
217	China Shenzhen International Machinery Manufacturing Industry Exhibition 2016	2016/3/29	4	Guangdong	Shenzhen	Shenzhen Convention & Exhibition Center	100000
218	The 15th Guangzhou International Household Products Exhibition & Fair 2016	2016/4/21	7	Guangdong	Guangzhou	Guangzhou International Sourcing Center	100000
219	China Information Technology Expo 2016	2016/4/8	3	Guangdong	Shenzhen	Shenzhen Convention & Exhibition Center	100000
220	The 24th Guangzhou Virtual Expo, Exhibition, Trade Fair	2016/8/28	4	Guangdong	Guangzhou	China Import & Export Fair Complex	100000
221	2016 China (Guangdong) International Tourism Expo	2016/9/9	3	Guangdong	Guangzhou	China Import & Export Fair Complex	100000
222	Guangzhou International Intelligent Advertising Logo and LED Exhibition (2016)	2016/2/24	4	Guangdong	Guangzhou	China Import & Export Fair Complex	100000
223	The 31st Shenzhen International Furniture Fair, Home Decoration, Furniture Fair	2016/3/19	4	Guangdong	Shenzhen	Shenzhen Convention & Exhibition Center	100000
224	The 13th China Small and Medium Enterprises Fair 2016	2016/10/10	4	Guangdong	Guangzhou	Poly World Trade Center Expo	100000
225	Shenzhen International CNC Machines Tool& Metalworking Exhibition 2016	2016/12/7	3	Guangdong	Shenzhen	Shenzhen Convention & Exhibition Center	100000
226	Shenzhen International Bearing Industry Exhibition 2016	2016/12/7	3	Guangdong	Shenzhen	Shenzhen Convention & Exhibition Center	100000
227	2016 6th Shenzhen International Home Decoration Exhibition	2016/7/26	4	Guangdong	Shenzhen	Shenzhen Convention & Exhibition Center	90000
228	2016 34th Jinhua Fair for Home & Gifts	2016/4/21	7	Guangdong	Guangzhou	Poly World Trade Center Expo	83000
229	2016 34th Guangzhou (Jin Han) Home & Gift Fair6	2016/10/21	7	Guangdong	Guangzhou	Poly World Trade Center Expo	83000
230	12th China International Battery Fair	2016/6/18	3	Guangdong	Shenzhen	Shenzhen Convention & Exhibition Center	82500
231	The 22nd National Aluminum Window & Curtain Wall Expo 2016	2016/3/8	3	Guangdong	Guangzhou	Poly World Trade Center Expo	80000
232	The 16th China International Fashion Brand Fair-Shenzhen, 2016 Shenzhen International Trade Fair for Apparel Fabrics and Accessories, 2016 Shenzhen Textile Equipment Fair	2016/7/7	3	Guangdong	Shenzhen	Shenzhen Convention & Exhibition Center	80000
233	2016 (The Eighth) Shenzhen International Automobile Exhibition	2016/10/1	5	Guangdong	Shenzhen	Shenzhen Convention & Exhibition Center	80000
234	2016 Guangzhou Entertainment Technology Exhibition	2016/3/1	4	Guangdong	Guangzhou	Poly World Trade Center Expo	78000
235	The twenty-eighth Guangzhou International Toy and Model Exhibition 2016	2016/4/8	3	Guangdong	Guangzhou	Poly World Trade Center Expo	75200
236	2016 Shenzhen International Exhibition of Touch Screen	2016/11/24	3	Guangdong	Shenzhen	Shenzhen Convention & Exhibition Center	75000
237	2016 China (Shenzhen) International Brand Underwear Fair	2016/5/5	3	Guangdong	Shenzhen	Shenzhen Convention & Exhibition Center	73000
238	The 13th (Shenzhen) International Tea Industry Expo & Purple-Clay, Chinaware, Tea Articles Exhibition	2016/12/15	4	Guangdong	Shenzhen	Shenzhen Convention & Exhibition Center	72000
239	2016 D•PES LED Display Expo China	2016/2/23	4	Guangdong	Guangzhou	Poly World Trade Center Expo	70000
240	2016 China International Ceramics Technology, Equipment, Building Ceramics & Sanitary wear exhibition	2016/5/27	4	Guangdong	Guangzhou	China Import & Export Fair Complex	70000
241	2016 China Processing Trade Products Fair	2016/4/21	4	Guangdong	Dongguan	GD Modern International Exhibition Center	70000
242	Guangzhou International Auto Parts and Aftermarket Exhibition (2016)	2016/9/18	3	Guangdong	Guangzhou	Poly World Trade Center Expo	67800
243	The 14th China(Guangzhou)International Auto Accessories and Modification Expo 2016	2016/6/8	3	Guangdong	Guangzhou	Poly World Trade Center Expo	67000
244	The 9th Guangzhou International Lubricating Oil, Grease and Technology Equipment Expo 2016	2016/6/8	3	Guangdong	Guangzhou	Poly World Trade Center Expo	67000
245	2016 South China International Corrugated Cardboard Exhibit China International / 2016 China International Graphic Carton Exhibition	2016/4/14	3	Guangdong	Dongguan	GD Modern International Exhibition Center	67000
246	Printing South China 2016	2016/3/2	3	Guangdong	Guangzhou	China Import & Export Fair Complex	61800
247	Dongguan Tea, Wine Expo 2016	2016/4/17	4	Guangdong	Dongguan	GD Modern International Exhibition Center	60000
248	The 13th International Exposition On Electric Power and Electrotechnology & Power Transmission and Distribution Appliances and Equipment	2016/6/16	3	Guangdong	Guangzhou	China Import & Export Fair Complex	60000
249	2016 14th China Guangzhou International Hotel Equipment & Products Exhibition	2016/9/8	3	Guangdong	Guangzhou	China Import & Export Fair Complex	60000
250	The 12th (Shenzhen) International Tea Industry Expo & Purple-Clay, Chinaware, Tea Articles Exhibition	2016/6/30	4	Guangdong	Shenzhen	Shenzhen Convention & Exhibition Center	60000
251	2016 Shenzhen International Jewelry Fair	2016/9/14	5	Guangdong	Shenzhen	Shenzhen Convention & Exhibition Center	60000
252	2016 Ninth Shenzhen International Clothing OEM Processing (OEM/ODM) Exposition	2016/12/1	3	Guangdong	Shenzhen	Shenzhen Convention & Exhibition Center	58000
253	2016 9th Guangzhou International Supplier of Supermarket Sourcing Fair	2016/8/21	4	Guangdong	Guangzhou	China Import & Export Fair Complex	55200
254	The 26th Guangzhou International Exhibition on Shoes, Leather & Shoemaking Equipment 2016	2016/6/1	3	Guangdong	Guangzhou	China Import & Export Fair Complex	55000
255	2016 China (Guangzhou) International Logistics Technology Exhibition	2016/5/26	3	Guangdong	Guangzhou	China Import & Export Fair Complex	50000
256	The 6th Guangzhou Wardrobe Exhibition 2016	2016/3/26	3	Guangdong	Guangzhou	Poly World Trade Center Expo	50000
257	2016 Guangzhou International Machine Tools & Moulds Exhibition	2016/5/25	3	Guangdong	Guangzhou	China Import & Export Fair Complex	50000
258	2016 China Bakery Exhibition	2016/5/20	3	Guangdong	Guangzhou	China Import & Export Fair Complex	50000
259	The 14th China (Guangzhou) International Family Medicine Exhibition	2016/6/29	3	Guangdong	Guangzhou	China Import & Export Fair Complex	50000
260	The 9th International Touch Screen Technology and Equipment Exhibition	2016/6/23	3	Guangdong	Shenzhen	Shenzhen Convention & Exhibition Center	50000
261	The 11th China (Shenzhen) International Logistics and Transportation Fair	2016/10/12	3	Guangdong	Shenzhen	Shenzhen Convention & Exhibition Center	50000
262	2016 International Printed Circuit & Apex South China Fair	2016/12/7	3	Guangdong	Shenzhen	Shenzhen Convention & Exhibition Center	50000
263	2016 4th South China (Dongguan) International Air Compressor and Pneumatic Technology Exhibition	2016/6/2	3	Guangdong	Dongguan	GD Modern International Exhibition Center	50000
264	International Component Manufacturing & Design Show	2016/8/30	3	Guangdong	Shenzhen	Shenzhen Convention & Exhibition Center	50000



SN	Exhibition Name	Opening Date	Duration	Province	City	Venue	Area
265	2016 of The 93rd Session of The China International Fair Labor Protection Products	2016/10/19	3	Guangdong	Dongguan	GD Modern International Exhibition Center	50000
266	South China International Intelligent Traffic Industry and Technology Expo 2016	2016/11/8	3	Guangdong	Guangzhou	China Import & Export Fair Complex	50000
267	2016 China International Health and Nutrition Health Care Products Trade Fair (Guangzhou)	2016/12/12	3	Guangdong	Guangzhou	Poly World Trade Center Expo	50000
268	2016 The 25th International Exhibition of Automobile Accessories, China	2016/7/22	3	Guangdong	Guangzhou	China Import & Export Fair Complex	50000
269	2016 China (Guangzhou) Huaxia Housing and Furnishing Exposition	2016/3/25	3	Guangdong	Guangzhou	Guangzhou International Sourcing Center	49200
270	2016 China(Guangzhou)International Bakery & Confectionery Exhibition	2016/3/13	3	Guangdong	Guangzhou	Guangzhou International Sourcing Center	49200
271	The Fourth Session of Guangzhou International Exhibition of Digital Printing, Graphic Printing	2016/5/20	3	Guangdong	Guangzhou	Guangzhou International Sourcing Center	49200
272	2016 Dental South China International Expo	2016/3/2	4	Guangdong	Guangzhou	China Import & Export Fair Complex	47500
273	2016 23rd China Sino-pack	2016/3/2	3	Guangdong	Guangzhou	China Import & Export Fair Complex	46000
274	2016 China (Guangzhou) Door Industry Expo	2016/3/26	3	Guangdong	Guangzhou	Poly World Trade Center Expo	45200
275	The Fifth Guangzhou International Wood Industry Exhibition and 2016 Guangzhou International Wooden, Wooden Exhibition	2016/5/13	3	Guangdong	Guangzhou	Poly World Trade Center Expo	45200
276	27th Watch & Clock Fair/China	2016/6/23	4	Guangdong	Shenzhen	Shenzhen Convention & Exhibition Center	45000
277	The 7th China Guangzhou International Health Food & Nourishment Exhibition 2016	2016/9/9	3	Guangdong	Guangzhou	China Import & Export Fair Complex	45000
278	The 2nd China (Guangdong) International Internet Plus Exposition	2016/10/20	4	Guangdong	Shunde	Guangdong (Tanzhou) International Convention and Exhibition Centre	45000
279	2016 16th Guangzhou International Footwear Exhibition - Leather Shoes Machine and International Leather Fair	2016/11/1	3	Guangdong	Guangzhou	Poly World Trade Center Expo	45000
280	2016 China (Zhongshan) International Game Recreational Expo Fair	2016/10/13	3	Guangdong	Zhongshan	Zhongshan Expo Center	44000
281	The 14th Guangzhou International Procurement Fair-1st Phase-Construction Material, Kitchen & Bath, Lighting and Electronic Appliance Exhibition	2016/4/14	5	Guangdong	Guangzhou	Guangzhou International Sourcing Center	40000
282	2016 Guangzhou International Building & Building Material Machinery Exhibition	2016/6/9	4	Guangdong	Guangzhou	China Import & Export Fair Complex	40000
283	2016 Guangdong International Appliance Parts Procurement Fair	2016/6/6	3	Guangdong	Guangzhou	China Import & Export Fair Complex	40000
284	The 8th Guangzhou International Buddhist Items Fair	2016/6/24	4	Guangdong	Guangzhou	Poly World Trade Center Expo	40000
285	2016 China (Guangzhou) International Finance Expo	2016/6/24	3	Guangdong	Guangzhou	China Import & Export Fair Complex	40000
286	The 7th China Guangzhou Office Stationery & Student Supplies Exhibition 2016	2016/8/19	7	Guangdong	Guangzhou	China Import & Export Fair Complex	40000
287	2016 Hong Kong and Macao to the 13th international sports supplies exposition	2016/9/9	3	Guangdong	Guangzhou	Poly World Trade Center Expo	40000
288	2016 China (Guangzhou) International Wine & Spirits Exhibition	2016/11/10	3	Guangdong	Guangzhou	China Import & Export Fair Complex	40000
289	2016 10th China International Foodstuff (Guangzhou) Exposition	2016/12/19	3	Guangdong	Guangzhou	China Import & Export Fair Complex	40000
290	Shenzhen Third Pet Aquatic Animals Asia Expo 2016	2016/4/15	3	Guangdong	Shenzhen	China Asia Convention and Exhibition Center	40000
291	The Eighth China International Film and Television Animation Copyright Protection and The Trade Fair	2016/8/25	5	Guangdong	Dongguan	GD Modern International Exhibition Center	40000
292	2016 Winter China (Guangzhou) Wedding Expo	2016/11/26	2	Guangdong	Guangzhou	Poly World Trade Center Expo	40000
293	China (Guangzhou)Intelligent Equipment & Robot Expo	2016/9/22	4	Guangdong	Guangzhou	China Import & Export Fair Complex	40000
294	2016 Guangzhou International Electronic Games Fair	2016/9/9	3	Guangdong	Guangzhou	China Import & Export Fair Complex	40000
295	The 17th Guangzhou International Wine Show 2016 - Autumn Fair	2016/11/13	3	Guangdong	Guangzhou	China Import & Export Fair Complex	40000
296	2016 36th National Motorcycle and Accessories Trade Fair (Fall)	2016/11/16	3	Guangdong	Guangzhou	Poly World Trade Center Expo	40000
297	2016 FESPA Exhibition For Digital Printing In China	2016/11/21	3	Guangdong	Guangzhou	Poly World Trade Center Expo	40000
298	The China International Automotive Aftermarket Industry and Tuning (Guangzhou) Trade Fair 2016	2016/8/14	5	Guangdong	Guangzhou	Poly World Trade Center Expo	40000
299	The 22nd south China International Electronic Manufacturing Equipment & Microelectronics Industry Exhibition	2016/8/30	3	Guangdong	Shenzhen	Shenzhen Convention & Exhibition Center	37500
300	2016 Second China (Shenzhen) Overseas Chinese Industry Fair	2016/8/13	3	Guangdong	Shenzhen	Shenzhen Convention & Exhibition Center	37500
301	The 16th 2016 Shenzhen international exhibition of adhesive tape, protective film and optical film	2016/11/24	3	Guangdong	Shenzhen	Shenzhen Convention & Exhibition Center	37500
302	The 17th China (Dongguan) International Textile Clothing Industry Fair 2016 & the 11th South China International Sewing Machinery & Accessories Show	2016/3/2	4	Guangdong	Dongguan	GD Modern International Exhibition Center	37000
303	The 8th Guangzhou International Solar Photovoltaic Exhibition 2016	2016/9/26	3	Guangdong	Guangzhou	China Import & Export Fair Complex	36000
304	2016 12th China (Guangzhou) International Music Cum-Entertainment Equipment Exhibition	2016/3/9	3	Guangdong	Guangzhou	China Import & Export Fair Complex	36000
305	SPS-Industrial Automation Fair Guangzhou 2016	2016/3/8	3	Guangdong	Guangzhou	China Import & Export Fair Complex	35000
306	2016 5th Guangzhou International Food & Ingredient Fair	2016/6/2	4	Guangdong	Guangzhou	Poly World Trade Center Expo	35000
307	2016 13th China Guangzhou (International) Automotive Air Conditioning and Equipment Exhibition	2016/2/25	3	Guangdong	Guangzhou	China Import & Export Fair Complex	35000
308	2016 10th China (Guangzhou) International Stone and Equipment Exhibition	2016/7/8	3	Guangdong	Guangzhou	Guangzhou International Sourcing Center	35000
309	2016 China (Shenzhen) International Data Center Technology Equipment Exhibition	2016/11/16	6	Guangdong	Shenzhen	Shenzhen Convention & Exhibition Center	33000
310	2016 Electronic Equipment Industry Exposition	2016/7/28	3	Guangdong	Shenzhen	Shenzhen Convention & Exhibition Center	30005
311	2016 7th (Spring) Foshan International Automobile Exhibition	2016/4/30	4	Guangdong	Foshan	Foshan International Conference & Exhibition Center	30000
312	2016 China (Shenzhen) International Gold Jewelry & Gem Fair	2016/4/20	3	Guangdong	Shenzhen	Shenzhen Convention & Exhibition Center	30000
313	2016 Dongguan Vibration Union of Machinery Exhibition	2016/6/2	3	Guangdong	Dongguan	GD Modern International Exhibition Center	30000

Appendix 1 Schedule of Trade Fairs above 20,000 m2 held in Mainland China in 2016

SN	Exhibition Name	Opening Date	Duration	Province	City	Venue	Area
314	The 12th Dongguan Electroplating Industry, Surface Finishing & Coating Exhibition 2016	2016/6/2	3	Guangdong	Dongguan	GD Modern International Exhibition Center	30000
315	2016 Guangzhou International Metal & Metallurgy Industry Exhibition	2016/6/12	3	Guangdong	Guangzhou	China Import & Export Fair Complex	30000
316	2016 Shenzhen International Trade Fair for Apparel Fabrics and Accessories	2016/7/7	3	Guangdong	Shenzhen	Shenzhen Convention & Exhibition Center	30000
317	China Shunde International Exposition for Household Electric Appliances (Shunde Expo) 2016	2016/8/18	3	Guangdong	Shunde	Shunde Exhibition Center	30000
318	2016 21st China International IC Conference & Exhibition	2016/8/31	4	Guangdong	Shenzhen	Shenzhen Convention & Exhibition Center	30000
319	2016 China (Zhuhai) International Exhibition Printing Supplies	2016/10/13	3	Guangdong	Zhuhai	Zhuhai International Convention & Exhibition Center	30000
320	2016 Ninth China (Shenzhen) International Finance Exposition will	2016/11/5	3	Guangdong	Shenzhen	Shenzhen Convention & Exhibition Center	30000
321	Spring YACA2016 47th Cartoon Exhibition	2016/2/20	2	Guangdong	Guangzhou	Continental International Business Exhibition Center	30000
322	2016 China Guangdong (Zhongshan) International New Energy Vehicles and Electric Car Exhibition	2016/1/1	3	Guangdong	Zhongshan	Zhongshan Huangpu International Convention and Exhibition Center	30000
323	Guangzhou Golden Flowers Spring Fishing Tackle Exhibition of 2016	2016/4/8	3	Guangdong	Guangzhou	Guangzhou International Sourcing Center	30000
324	2016 6th China (Guangzhou) Food Machinery & Package Exhibition	2016/5/12	3	Guangdong	Guangzhou	Guangzhou International Sourcing Center	30000
325	2016 Guangzhou Net Product Fair & Electronic Commerce Expo	2016/3/30	3	Guangdong	Guangzhou	Poly World Trade Center Expo	30000
326	2016 Eighth Shenzhen Animation Festival	2016/7/21	4	Guangdong	Shenzhen	Shenzhen Convention & Exhibition Center	30000
327	The First Shenzhen International Aging Industry Exposition	2016/7/29	3	Guangdong	Shenzhen	Shenzhen Convention & Exhibition Center	30000
328	The 3rd Zhuhai International Automobile Exhibition (2016)	2016/9/1	4	Guangdong	Zhuhai	Zhuhai International Convention & Exhibition Center	30000
329	2016 Spring China (Guangzhou) Wedding Expo	2016/3/12	2	Guangdong	Guangzhou	Poly World Trade Center Expo	30000
330	Aqua Fair Asia 2016	2016/9/22	4	Guangdong	Guangzhou	China Import & Export Fair Complex	30000
331	Guangzhou Golden Flower Fishing Tackle and Outdoor Exhibition	2016/9/24	3	Guangdong	Guangzhou	Guangzhou International Sourcing Center	30000
332	2016 Second Session of The Pearl River West Bank Advanced Equipment Manufacturing Industry International Fair For Investment and Trade	2016/9/28	2	Guangdong	Shunde	Guangdong (Tanzhou) International Convention and Exhibition Centre	30000
333	2016 China (Guangzhou) International Music Festival Animation Game Show	2016/10/1	5	Guangdong	Guangzhou	Poly World Trade Center Expo	30000
334	2016 Guangzhou International OEM Clothing Apparel and Textile Fabric Exhibition	2016/10/10	3	Guangdong	Guangzhou	Poly World Trade Center Expo	30000
335	The First Experience Life In The Future Expo 2016 LFE China	2016/8/18	3	Guangdong	Shenzhen	Shenzhen Convention & Exhibition Center	30000
336	2016 7th China (Guangzhou) International Wine and Spirits Exhibition	2016/11/1	3	Guangdong	Guangzhou	Guangzhou International Sourcing Center	30000
337	2016 China (Guangdong) International Furniture Exhibition Machinery and Materials	2016/11/9	4	Guangdong	Dongguan	GD Modern International Exhibition Center	30000
338	2016 Third China (Guangzhou) International Aging Industry Exposition	2016/11/11	3	Guangdong	Guangzhou	Poly World Trade Center Expo	30000
339	Camera Module Shenzhen 2016	2016/11/24	3	Guangdong	Shenzhen	Shenzhen Convention & Exhibition Center	30000
340	The Third Session of The Guangzhou International Education Exhibition (2016)	2016/12/2	3	Guangdong	Guangzhou	China Import & Export Fair Complex	30000
341	2016 11th China (Guangzhou) International Food Beverage Exhibition	2016/5/12	3	Guangdong	Guangzhou	Guangzhou International Sourcing Center	30000
342	2016 12th Guangzhou International Brand Forklift & Accessories Exhibition	2016/5/26	3	Guangdong	Guangzhou	China Import & Export Fair Complex	29460
343	2016 Asian 3D printing exhibition	2016/10/13	3	Guangdong	Zhuhai	Zhuhai International Convention & Exhibition Center	29000
344	The 20th South China International Industrial Automation Exhibition 2016	2016/6/29	3	Guangdong	Shenzhen	Shenzhen Convention & Exhibition Center	28000
345	2016 China Hotel Catering Expo	2016/5/20	3	Guangdong	Guangzhou	China Import & Export Fair Complex	26000
346	2016 (China) Shunde Kitchen Life Electrical Appliances Exhibition and Procurement of Raw Materials, Spare Parts Procurement Exhibition	2016/2/27	3	Guangdong	Shunde	Shunde Exhibition Center	25300
347	2016 Guangzhou International Travel Fair	2016/2/25	3	Guangdong	Guangzhou	China Import & Export Fair Complex	25000
348	The 28th Guangzhou International Gifts, Housewares & Interior Decoration Exhibition	2016/3/18	3	Guangdong	Guangzhou	Nan Fung International Convention & Exhibition Center	25000
349	Guangzhou Premium Bathroom and Sanitary ware Exhibition	2016/4/14	5	Guangdong	Guangzhou	Nan Fung International Convention & Exhibition Center	25000
350	Guangzhou Ceramics, Arts & Crafts, Furnishing and Decoration Products Exhibition	2016/4/21	7	Guangdong	Guangzhou	Nan Fung International Convention & Exhibition Center	25000
351	Sino Folding Carton 2016	2016/9/16	3	Guangdong	Dongguan	GD Modern International Exhibition Center	25000
352	2016 11th China (Zhongshan) Equipment Manufacturing Expo	2016/12/12	3	Guangdong	Zhongshan	Zhongshan Torch International Exhibition Center	25000
353	Guangzhou Premium Bathroom and Sanitary Ware Exhibition	2016/10/14	5	Guangdong	Guangzhou	Nan Fung International Convention & Exhibition Center	25000
354	2016 FLOWTECH Guangdong	2016/3/31	3	Guangdong	Guangzhou	Poly World Trade Center Expo	25000
355	The 19th Flow Expo 2016	2016/3/31	3	Guangdong	Guangzhou	Poly World Trade Center Expo	25000
356	Guangzhou International Brand Licensing Exhibition (2016)	2016/3/18	3	Guangdong	Guangzhou	Nan Fung International Convention & Exhibition Center	25000
357	2016 6th Session of Guangzhou International Power Products and Technology Exhibition	2016/9/26	3	Guangdong	Guangzhou	China Import & Export Fair Complex	25000
358	Aquarium Expo 2016 and South China Pet Products Exhibition	2016/9/22	4	Guangdong	Guangzhou	China Import & Export Fair Complex	25000
359	2016 16th China (Guangzhou) International Exhibition leather handbags luggage	2016/11/1	3	Guangdong	Guangzhou	Poly World Trade Center Expo	25000
360	IE Ring Exposition Expo 2016 China Guangzhou	2016/11/24	3	Guangdong	Guangzhou	China Import & Export Fair Complex	25000
361	The 12th 2016 Shenzhen international high performance film manufacturing technology exhibition	2016/11/24	3	Guangdong	Shenzhen	Shenzhen Convention & Exhibition Center	25000
362	2016 Shenzhen China International Exposition of Modern Green Agriculture	2016/8/19	3	Guangdong	Shenzhen	Shenzhen Convention & Exhibition Center	23000
363	2016 Twenty-Fourth Beijing Guangzhou Pregnant Baby Products Expo	2016/9/23	3	Guangdong	Guangzhou	Poly World Trade Center Expo	23000
364	2016 Third China International Exhibition of Green Building In Guangzhou	2016/12/7	3	Guangdong	Guangzhou	Poly World Trade Center Expo	23000
365	2016 7th China International Maritime Trade Fair In Guangzhou	2016/12/7	3	Guangdong	Guangzhou	Poly World Trade Center Expo	23000
366	The China International Pharmaceutical and Cosmetic Industry Exhibition	2016/12/5	4	Guangdong	Guangzhou	China Import & Export Fair Complex	23000
367	2016 China International Textileprinting industrial Technology Expo/China International Textile Digital Printing Technology Expo	2016/5/25	3	Guangdong	Guangzhou	Poly World Trade Center Expo	22600
368	Guangzhou Tea Expo 2016	2016/5/26	5	Guangdong	Guangzhou	China Import & Export Fair Complex	22600



SN	Exhibition Name	Opening Date	Duration	Province	City	Venue	Area
369	2016 5th China (Guangzhou) Fur & Leather Garments expo	2016/6/17	3	Guangdong	Guangzhou	Poly World Trade Center Expo	22600
370	2016 19th China International Adhesives and Sealants Exhibition and 11th China International PSA Tape and Label Expo	2016/8/24	3	Guangdong	Guangzhou	Poly World Trade Center Expo	22600
371	The 13th Firefly ACG Festival 2016	2016/7/15	4	Guangdong	Guangzhou	Poly World Trade Center Expo	22600
372	Guangzhou International Cross-Border E-Commerce Industry Exhibition	2016/7/20	3	Guangdong	Guangzhou	Poly World Trade Center Expo	22600
373	The 13th China (Guangzhou) International Automotive Aftermarket Industry and Tuning Fair	2016/8/14	3	Guangdong	Guangzhou	Poly World Trade Center Expo	22600
374	The 8th China International Road of Traffic Security Products Expo	2016/8/29	3	Guangdong	Guangzhou	Poly World Trade Center Expo	22600
375	Guangzhou Int'l Smart City & Security and Protection Products Exhibition	2016/8/29	3	Guangdong	Guangzhou	Poly World Trade Center Expo	22600
376	Southern China Electronic Commerce Expo 2016	2016/9/9	3	Guangdong	Guangzhou	Poly World Trade Center Expo	22600
377	Shenzhen Summer Wedding Expo 2016	2016/4/3	3	Guangdong	Shenzhen	Shenzhen Convention & Exhibition Center	22500
378	2016 Dowell International Adhesive Industry, Membrane Technology, Intelligent Film & Die Exhibition	2016/7/16	3	Guangdong	Shenzhen	Shenzhen Convention & Exhibition Center	22500
379	2016 12th China (Shenzhen) International Cultural Industry Fair winter arts and crafts exhibition	2016/12/12	4	Guangdong	Shenzhen	Shenzhen Convention & Exhibition Center	22500
380	2016 China (Shenzhen) Smart Home Expo	2016/5/19	3	Guangdong	Shenzhen	Shenzhen Convention & Exhibition Center	22500
381	2016 First China (Guangzhou) International Safety and Health Industry Expo	2016/6/13	3	Guangdong	Guangzhou	Poly World Trade Center Expo	22000
382	The 6th China-Guangzhou International Fire Safety Exhibition	2016/6/13	3	Guangdong	Guangzhou	Poly World Trade Center Expo	22000
383	2016 International Application Technology Trade Fair In Guangdong	2016/11/18	3	Guangdong	Guangzhou	Guangzhou International Sourcing Center	22000
384	2016 Fifth Guangzhou International Photographic Equipment & Digital Imaging Exhibition	2016/6/6	3	Guangdong	Guangzhou	Guangzhou International Sourcing Center	20000
385	2016 Guangzhou Building Shading & Entrance Guard System Exhibition	2016/7/8	3	Guangdong	Guangzhou	Guangzhou International Sourcing Center	20000
386	The 18th China Chenghai International Toys & Gifts Fair 2016	2016/4/28	3	Guangdong	Shantou	Chenghai Exhibition Center	20000
387	The 32nd Guangzhou Franchise Exhibition	2016/2/25	3	Guangdong	Guangzhou	China Import & Export Fair Complex	20000
388	2016 17th China Guangzhou International Water Supply & Drainage, Water Treatment Technology & Equipment Exhibition;	2016/3/9	3	Guangdong	Guangzhou	China Import & Export Fair Complex	20000
389	Multi-Discipline Treatment REHACARE & Orthopedic Canton 2016	2016/3/25	3	Guangdong	Guangzhou	Poly World Trade Center Expo	20000
390	2016 8th China (Shenzhen) Buddhist Items & Crafts Fair	2016/5/5	4	Guangdong	Shenzhen	Shenzhen Convention & Exhibition Center	20000
391	2016 8th Frankfurt Guangzhou International Wire & Cable Fair	2016/6/6	3	Guangdong	Guangzhou	China Import & Export Fair Complex	20000
392	2016 4th China (Zhongshan) Animation Game Cultural Festival	2016/7/29	3	Guangdong	Zhongshan	Zhongshan Expo Center	20000
393	2016 10th China Guangzhou Environmental Protection Industry, Energy Conservation & New Energy Technology Expo	2016/8/17	3	Guangdong	Guangzhou	China Import & Export Fair Complex	20000
394	The 7th China (Shenzhen) International Energy-Saving Emission Reduction and New Energy Industry Exposition	2016/8/26	3	Guangdong	Shenzhen	Shenzhen Convention & Exhibition Center	20000
395	China(Huizhou)Internet of Things and Cloud Computing Technology Application Expo	2016/11/1	3	Guangdong	Huizhou	Huizhou Convention and Exhibition Center	20000
396	2016 Seventh China International Environmental Boiler Exhibition	2016/6/6	3	Guangdong	Guangzhou	China Import & Export Fair Complex	20000
397	The 16th China Guangdong International Investment & Finance Expo	2016/2/25	3	Guangdong	Guangzhou	China Import & Export Fair Complex	20000
398	Guangzhou International Water Exhibition 2016	2016/3/24	3	Guangdong	Guangzhou	Nan Fung International Convention & Exhibition Center	20000
399	2016 Guangzhou International Children Industry Exposition	2016/3/18	3	Guangdong	Guangzhou	Nan Fung International Convention & Exhibition Center	20000
400	The 7th South China Guangzhou Medical Instruments Expo 2016	2016/3/30	3	Guangdong	Guangzhou	Guangzhou International Sourcing Center	20000
401	Guangzhou 2016, Quality of Life and Overseas Real Estate Investment Fair	2016/5/20	3	Guangdong	Guangzhou	Poly World Trade Center Expo	20000
402	2016 Guangzhou International Art Fair	2016/12/2	4	Guangdong	Guangzhou	China Import & Export Fair Complex	20000
403	Firefly ACG Festival 2016	2016/5/1	3	Guangdong	Guangzhou	Poly World Trade Center Expo	20000
404	2016 Guangzhou Int'l Smart Display and Touch Exhibition	2016/6/30	3	Guangdong	Guangzhou	Poly World Trade Center Expo	20000
405	2016 More Than The Third Line of International Exhibition of Intelligence, Intelligent Medical Dressing	2016/7/20	3	Guangdong	Shenzhen	Shenzhen Convention & Exhibition Center	20000
406	The 17th China Guangdong International Investment & Finance Expo	2016/9/23	3	Guangdong	Guangzhou	China Import & Export Fair Complex	20000
407	The 43rd Shenzhen Summer Real Estate Fair 2016	2016/8/23	5	Guangdong	Shenzhen	Shenzhen Convention & Exhibition Center	20000
408	The 5th China Guangzhou International Rail Transit Industry Exhibition 2016	2016/8/26	3	Guangdong	Guangzhou	China Import & Export Fair Complex	20000
409	China Guangzhou International Intelligent Security Technology Exhibition 2016	2016/8/26	3	Guangdong	Guangzhou	China Import & Export Fair Complex	20000
410	2016 China (Guangzhou) International Fisheries & Seafood Expo	2016/8/26	3	Guangdong	Guangzhou	China Import & Export Fair Complex	20000
411	The 11th Dongguan Autumn Tea Expo 2016	2016/8/26	4	Guangdong	Dongguan	Dalian Xinghai Conference Exhibition Center	20000
412	2016 FHW China	2016/9/22	3	Guangdong	Guangzhou	China Import & Export Fair Complex	20000
413	2016 China (Guangzhou) International Aerial Work Equipment Exhibition	2016/10/24	4	Guangdong	Guangzhou	Guangzhou International Sourcing Center	20000
414	The 2016 Guangdong Maritime Silk Road International Fair In The 21st Century	2016/10/27	4	Guangdong	Dongguan	GD Modern International Exhibition Center	20000
415	The 11th China International Aviation & Aerospace Exhibition	2016/11/1	6	Guangdong	Zhuhai	China International Aviation and Aerospace Exhibition Center	20000
416	The 5th Shenzhen International Organic Industry Expo 2016 (Autumn Fair)	2016/11/4	3	Guangdong	Shenzhen	Shenzhen Convention & Exhibition Center	20000
417	2016 Guangzhou International Vision Expo	2016/11/6	3	Guangdong	Guangzhou	Poly World Trade Center Expo	20000
418	2016 Guangzhou International Fresh Distribution and Preservation Technology Exhibition	2016/11/9	3	Guangdong	Guangzhou	China Import & Export Fair Complex	20000
419	Guangzhou, China, the pet cultural festival in 2016	2016/11/11	4	Guangdong	Guangzhou	China Import & Export Fair Complex	20000
420	2016 China (Guangzhou) International Robot Exhibition, Intelligent Equipment and Manufacturing Technology	2016/11/15	3	Guangdong	Guangzhou	China Import & Export Fair Complex	20000
421	2016 China (Guangzhou) International TCM Health Fairs	2016/11/18	3	Guangdong	Guangzhou	China Import & Export Fair Complex	20000
422	The 9th Guangzhou International Wedding Photography Equipment Exhibition (2016)	2016/12/2	3	Guangdong	Guangzhou	Poly World Trade Center Expo	20000

Appendix 1 Schedule of Trade Fairs above 20,000 m2 held in Mainland China in 2016

SN	Exhibition Name	Opening Date	Duration	Province	City	Venue	Area
423	2016 China International Exhibition of Ceramic Products	2016/12/5	4	Guangdong	Guangzhou	China Import & Export Fair Complex	20000
424	2016 China (Shenzhen) International Exhibition of New Energy Cars and Wisdom	2016/12/9	3	Guangdong	Shenzhen	Shenzhen Convention & Exhibition Center	20000
425	Guangzhou International Intelligent Household Intelligent Hardware & Exhibition (2016)	2016/12/21	3	Guangdong	Guangzhou	Poly World Trade Center Expo	20000
426	2016 Guangzhou International Logistics Industry Exposition	2016/12/28	3	Guangdong	Guangzhou	Poly World Trade Center Expo	20000
427	The 5th Water China (Guangzhou) 2016	2016/3/24	3	Guangdong	Guangzhou	Nan Fung International Convention & Exhibition Center	20000
428	2016 13th China - ASEAN Expo	2016/9/11	4	Guangxi	Nanning	Nanning International Convention and Exhibition Center	90000
429	2016 71st China Educational Equipment Exhibition	2016/11/19	3	Guangxi	Nanning	Nanning International Convention and Exhibition Center	85000
430	2016 9th China-ASEAN Auto Show	2016/12/2	5	Guangxi	Nanning	Nanning International Convention and Exhibition Center	70000
431	2016 5th Guangxi Auto Culture Show	2016/6/16	4	Guangxi	Nanning	Nanning International Convention and Exhibition Center	50000
432	2016 20th Nanning International Stationery Fair	2016/7/8	3	Guangxi	Nanning	Nanning International Convention and Exhibition Center	35000
433	2016 China - ASEAN Expo Tourism Exhibition	2016/10/20	3	Guangxi	Guilin	Guilin International Conference & Exhibition Center	25000
434	Sixth 2016 National Surveying and Mapping Geographic Information Technology and Equipment Exhibition	2016/11/10	3	Guangxi	Nanning	Nanning International Convention and Exhibition Center	25000
435	2016 6th China Nanning International Tea Industry Expo & Purple sand, Ceramics & Tea set Artware Exhibition 2016	2016/11/4	4	Guangxi	Nanning	Nanning International Convention and Exhibition Center	20000
436	2016 House & Car Festival in Guilin	2016/10/1	3	Guangxi	Guilin	Guilin International Conference & Exhibition Center	20000
437	The 14th Guangxi Agricultural Information Expo 2016	2016/10/12	2	Guangxi	Nanning	Nanning International Convention and Exhibition Center	20000
438	2016 Liuzhou Autumn Micro Auto Parts Show	2016/10/21	3	Guangxi	Liuzhou	Liuzhou International Convention and Exhibition Center	20000
439	2016 6th Guiyang International Auto Show	2016/5/5	5	Guizhou	Guiyang	Guiyang International Convention and Exhibition Center	110000
440	2016 6th China (Guizhou) International Alcoholic Beverage Expo	2016/9/9	4	Guizhou	Guiyang	Guiyang International Convention and Exhibition Center	72000
441	2016 Guiyang Auto Show	2016/10/28	4	Guizhou	Guiyang	Guiyang International Convention and Exhibition Center	62000
442	International Big Data Industry Exhibition	2016/5/26	4	Guizhou	Guiyang	Guiyang International Convention and Exhibition Center	60000
443	The 15th China Guiyang Colliery Safety Production Technology & Equipment Exhibition & the 6th China Guizhou Energy Industry Expo 2016	2016/6/4	3	Guizhou	Guiyang	Guiyang International Convention and Exhibition Center	35000
444	2016 China Guiyang International Featured Commodity Fair of Agricultural Product	2016/8/26	3	Guizhou	Guiyang	Guiyang International Convention and Exhibition Center	30000
445	2016 Guiyang Real Estate Trade Fair	2016/8/18	4	Guizhou	Guiyang	Guiyang International Convention and Exhibition Center	30000
446	2016 China Guizhou safety production technology and Equipment Exhibition	2016/6/23	3	Guizhou	Guiyang	Guiyang International Convention and Exhibition Center	25000
447	New Energy Vehicles / Electric Vehicles and Ancillary Facilities Exhibition	2016/5/20	4	Guizhou	Guiyang	Guiyang International Convention and Exhibition Center	20006
448	The 17th China Guiyang Medical Instruments, Equipment & Technology Exhibition	2016/3/24	3	Guizhou	Guiyang	Guiyang International Convention and Exhibition Center	20000
449	2016 China (Guiyang) International "new energy, new technologies, new materials, new finance" Auto Expo	2016/9/22	3	Guizhou	Guiyang	Guiyang International Convention and Exhibition Center	20000
450	2016 China Hainan (Haikou) International Automobile Exhibition	2016/7/8	4	Hainan	Haikou	Hainan International Convention and Exhibition Center	50000
451	2016 Hainan International Tourism Fair Leisure RV Camping	2016/11/11	3	Hainan	Haikou	Hainan International Convention and Exhibition Center	45000
452	Hainan World Leisure Tourism Exposition 2017	2016/12/31	6	Hainan	Haikou	Hainan International Convention and Exhibition Center	38000
453	2016 13th Hainan International Automotive Industry Exhibition	2016/3/10	4	Hainan	Haikou	Hainan International Convention and Exhibition Center	32900
454	2016 3rd Hainan International Education Equipment Expo	2016/6/27	3	Hainan	Haikou	Hainan International Convention and Exhibition Center	30000
455	China (Hainan) International Marine Industry Expo 2016	2016/9/23	3	Hainan	Haikou	Hainan International Convention and Exhibition Center	23800
456	2016 Hainan 21st Century Maritime Silk Road Cultural Industries Fair	2016/1/15	5	Hainan	Haikou	Hainan International Convention and Exhibition Center	22800
457	2016 Hainan (China) M3 Fair - Hotel Furniture, Hotel Supplies Fair	2016/11/10	3	Hainan	Haikou	Haikou Convention & Exhibition Center	20000
458	The 20th Langfang China Agricultural Products Fair 2016	2016/9/26	4	Hebei	Langfang	Langfang International Convention & Exhibition Center	53800
459	2016 12th China Tangshan International Automobile Exposition	2016/5/27	6	Hebei	Tangshan	Tangshan International Conference & Exhibition Center	50000
460	2016 Bohai Rim Automobile After-Market Service Festival	2016/8/26	3	Hebei	Langfang	Langfang International Convention & Exhibition Center	45000
461	China International Pipeline Exhibition & Conference 2016	2016/4/12	3	Hebei	Langfang	Langfang International Convention & Exhibition Center	35000
462	Northern China Car Rally Car Modification and Parts Exhibition	2016/5/7	3	Hebei	Langfang	Langfang International Convention & Exhibition Center	35000
463	2016 Hebei International Exhibition On Green Industry	2016/4/20	3	Hebei	Langfang	Langfang International Convention & Exhibition Center	28000
464	2016 China Langfang Economic & Trade Fair	2016/5/18	4	Hebei	Langfang	Langfang International Convention & Exhibition Center	28000
465	2016 9th China International Fair Dongguang carton machinery	2016/4/26	3	Hebei	Dongguang	China Dongguang Packaging Machinery Exhibition Center	25000
466	The 19th Tangshan China Ceramics Expo 2016	2016/9/16	5	Hebei	Tangshan	Tangshan International Conference & Exhibition Center	22000
467	The 15th Hebei Public Security Products Expo 2016	2016/3/23	3	Hebei	Shijiazhuang	Shijiazhuang International Conference and Exhibition Center	20000
468	The 10th China Clean Stoves Expo 2016	2016/4/26	3	Hebei	Langfang	Langfang International Convention & Exhibition Center	20000
469	2016 Second China (Langfang) of New Energy Vehicles and Parts Fair	2016/3/3	3	Hebei	Langfang	Langfang International Convention & Exhibition Center	20000
470	2016 China (Hebei) International Environmental Protection Industry Expo	2016/8/24	3	Hebei	Shijiazhuang	Hebei Leichi Convention and Exhibition Center (Shijiazhuang Old Railway Station Convention and Exhibition Center)	20000
471	The 8th 2016 Hebei Electric Heating and Electric Heating Technology and Equipment Exhibition	2016/12/21	3	Hebei	Shijiazhuang	Hebei Leichi Convention and Exhibition Center (Shijiazhuang Old Railway Station Convention and Exhibition Center)	20000
472	2016 6th China Zhengzhou International Furniture Exhibition	2016/5/8	3	Henan	Zhengzhou	Zhengzhou International Convention and Exhibition Centre (ZZICEC)	100000
473	The 5th Central China International Auto Exhibition 2016	2016/6/3	4	Henan	Zhengzhou	Zhengzhou International Convention and Exhibition Centre (ZZICEC)	100000
474	2016 22nd Zhengzhou Commodity Fair	2016/10/13	4	Henan	Zhengzhou	Zhengzhou International Convention and Exhibition Centre (ZZICEC)	80000
475	2016 China (Zhengzhou)Tricycle Electric Vehicle & New Energy Vehicles Exhibition	2016/4/27	3	Henan	Zhengzhou	Zhengzhou International Convention and Exhibition Centre (ZZICEC)	72000
476	2016 China Zhengzhou International Auto Aftermarket Expo	2016/6/26	4	Henan	Zhengzhou	Zhengzhou International Convention and Exhibition Centre (ZZICEC)	65000



SN	Exhibition Name	Opening Date	Duration	Province	City	Venue	Area
477	The Fall of 2016 China Auto Parts Show	2016/10/21	3	Henan	Zhengzhou	Zhengzhou International Convention and Exhibition Centre (ZZICEC)	65000
478	2016 Second Henan (Zhengzhou) new energy vehicles and charging stations Facilities Exhibition	2016/2/26	3	Henan	Zhengzhou	Zhengzhou International Convention and Exhibition Centre (ZZICEC)	60000
479	2016 Third Henan (Zhengzhou) New Energy Vehicles and Charging Stations Facilities Exhibition	2016/9/24	3	Henan	Zhengzhou	Zhengzhou International Convention and Exhibition Centre (ZZICEC)	60000
480	2016 Sixth China (Zhengzhou) Tricycles, Electric Vehicles and New Energy Automobile	2016/12/3	3	Henan	Zhengzhou	Zhengzhou International Convention and Exhibition Centre (ZZICEC)	60000
481	The 19th Central China Household Appliance Expo 2016	2016/3/8	3	Henan	Zhengzhou	Central China International Expo Center	53000
482	The 20th Central China Household Appliance Expo 2016	2016/8/31	3	Henan	Zhengzhou	Central China International Expo Center	53000
483	China Zhengzhou MICROBOSS Expo 2016	2016/11/28	3	Henan	Zhengzhou	Central China International Expo Center	53000
484	2016 Eighteenth Zhongyuan Electric Car Electric Cars and New Energy Auto Expo	2016/4/16	3	Henan	Zhengzhou	Central China International Expo Center	45000
485	2016 18th China International Building and Decoration Materials Fair in Zhengzhou	2016/3/4	3	Henan	Zhengzhou	Zhengzhou International Convention and Exhibition Centre (ZZICEC)	45000
486	2016 5th China (Zhengzhou) International Industry Exhibition	2016/8/26	3	Henan	Zhengzhou	Zhengzhou International Convention and Exhibition Centre (ZZICEC)	40000
487	2016 28th Henan Poultry Fair	2016/9/19	3	Henan	Zhengzhou	Zhengzhou International Convention and Exhibition Centre (ZZICEC)	40000
488	2016 Ninth Zhengzhou International Automobile Exhibition	2016/11/4	5	Henan	Zhengzhou	Zhengzhou International Convention and Exhibition Centre (ZZICEC)	40000
489	2016 China Huaxia Housing and Furnishing Exposition	2016/3/18	3	Henan	Zhengzhou	Zhengzhou International Convention and Exhibition Centre (ZZICEC)	36000
490	2016 China Huaxia Housing and Furnishing Exposition (Zhengzhou)	2016/9/2	3	Henan	Zhengzhou	Zhengzhou International Convention and Exhibition Centre (ZZICEC)	36000
491	The 12th China Zhengzhou International Industrial Equipment Expo 2016	2016/8/19	3	Henan	Zhengzhou	Zhengzhou International Convention and Exhibition Centre (ZZICEC)	35000
492	2016 18th Central Plains (Zhengzhou) International Machine Tool Show	2016/3/23	4	Henan	Zhengzhou	Zhengzhou International Convention and Exhibition Centre (ZZICEC)	34000
493	2016 Spring China (Zhengzhou) 28th Central Advertising Show	2016/3/2	3	Henan	Zhengzhou	Zhengzhou International Convention and Exhibition Centre (ZZICEC)	33000
494	2016 China Zhengzhou International Power Industry Expo	2016/6/3	3	Henan	Zhengzhou	Central China International Expo Center	33000
495	2016 10th China international investment and trade fair (Henan)	2016/4/8	3	Henan	Zhengzhou	Zhengzhou International Convention and Exhibition Centre (ZZICEC)	33000
496	2016 China Zhengzhou International Electric Power Industry Exhibition	2016/10/10	3	Henan	Zhengzhou	Central China International Expo Center	33000
497	2016 Zhengzhou Central China International Equipment Manufacturing Industry Expo	2016/3/23	4	Henan	Zhengzhou	Zhengzhou International Convention and Exhibition Centre (ZZICEC)	32000
498	2016 China International Car & Mini Auto Parts Expo	2016/5/28	3	Henan	Zhengzhou	Zhengzhou International Convention and Exhibition Centre (ZZICEC)	30000
499	2016 13th Zhengzhou OuYa International Hospitality Supplies Expo	2016/5/20	3	Henan	Zhengzhou	Zhengzhou International Convention and Exhibition Centre (ZZICEC)	30000
500	2016 9th Zhengzhou China Bakery Exhibition	2016/6/3	3	Henan	Zhengzhou	Zhengzhou International Convention and Exhibition Centre (ZZICEC)	30000
501	2016 China (Zhengzhou) International High-End Beauty Line Products and Cosmetics Exhibition	2016/4/27	3	Henan	Zhengzhou	Zhengzhou International Convention and Exhibition Centre (ZZICEC)	30000
502	2016 China (Zhengzhou) International Exhibition of High-End Beauty Salon Products and Cosmetics	2016/9/28	3	Henan	Zhengzhou	Zhengzhou International Convention and Exhibition Centre (ZZICEC)	30000
503	2016 8th China Zhengzhou, Enjoy The Fair (China) Children Products	2016/5/20	3	Henan	Zhengzhou	Zhengzhou International Convention and Exhibition Centre (ZZICEC)	30000
504	The 6th Mid-West China IT Products Expo 2016	2016/5/13	3	Henan	Zhengzhou	Zhengzhou International Convention and Exhibition Centre (ZZICEC)	30000
505	2016 2nd China (Zhengzhou) International Stone Products & Technical Equipment Exhibition	2016/9/3	3	Henan	Zhengzhou	Zhengzhou International Convention and Exhibition Centre (ZZICEC)	30000
506	2016 Henan Province Autumn Seed Information Exchange and Product Exhibition	2016/10/28	1	Henan	Zhengzhou	Zhengzhou International Convention and Exhibition Centre (ZZICEC)	30000
507	2016 China (Zhengzhou) Household Paper Products and Technological Exhibitions	2016/10/28	3	Henan	Zhengzhou	Zhengzhou International Convention and Exhibition Centre (ZZICEC)	30000
508	The 9th INTPPI Corrugated, Folding Carton Packaging & Printing Exhibition	2016/9/1	3	Henan	Zhengzhou	Zhengzhou International Convention and Exhibition Centre (ZZICEC)	30000
509	2016 Third China International New Energy Vehicles and Electric Vehicles (Zhongyuan) Exhibition Fair	2016/11/19	3	Henan	Luoyang	Luoyang Convention and Exhibition Center	30000
510	2016 China Luoyang May Day Motor Show	2016/4/29	4	Henan	Luoyang	Luoyang Convention and Exhibition Center	30000
511	2016 China Luoyang Autumn Auto Show	2016/10/27	4	Henan	Luoyang	Luoyang Convention and Exhibition Center	30000
512	2016 Fourth China (Central) Modern Agricultural Technology Exhibition	2016/7/6	2	Henan	Zhengzhou	Zhengzhou International Convention and Exhibition Centre (ZZICEC)	29000
513	2016 4th China (Zhengzhou) International Industry Exhibition	2016/3/4	3	Henan	Zhengzhou	Zhengzhou International Convention and Exhibition Centre (ZZICEC)	25000
514	29th Central Plains Medical Devices (2016 Spring) Exhibition	2016/3/17	3	Henan	Zhengzhou	Zhengzhou International Convention and Exhibition Centre (ZZICEC)	25000
515	The 30th Zhongyuan Medical Equipment Exhibition (Autumn 2016)	2016/9/8	3	Henan	Zhengzhou	Zhengzhou International Convention and Exhibition Centre (ZZICEC)	25000

Appendix 1 Schedule of Trade Fairs above 20,000 m2 held in Mainland China in 2016

SN	Exhibition Name	Opening Date	Duration	Province	City	Venue	Area
516	2016 Henan Dahe Spring Auto Exhibition	2016/4/15	4	Henan	Zhengzhou	Zhengzhou International Convention and Exhibition Centre (ZZICEC)	25000
517	2016 Dahe Spring Auto Exhibition	2016/9/9	4	Henan	Zhengzhou	Zhengzhou International Convention and Exhibition Centre (ZZICEC)	25000
518	2016 Third Session China Zhengzhou International Logistics Exhibition	2016/5/20	3	Henan	Zhengzhou	Zhengzhou International Convention and Exhibition Centre (ZZICEC)	23000
519	2016 China International (Zhengzhou) Watches and Glasses Industry Exhibition	2016/4/16	3	Henan	Zhengzhou	Central China International Expo Center	23000
520	2016 China (Zhengzhou) International Exhibition of Crop-Livestock Disposal and Comprehensive Utilization of By-Products	2016/5/16	3	Henan	Zhengzhou	Central China International Expo Center	23000
521	The 2016 International Exhibition For Sewing Equipment, Zhengzhou, China	2016/5/27	3	Henan	Zhengzhou	Zhengzhou International Convention and Exhibition Centre (ZZICEC)	20000
522	2016 34th Zhengzhou International Cosmetics Expo	2016/3/26	3	Henan	Zhengzhou	Central China International Expo Center	20000
523	The 35th Zhengzhou International Cosmetics Expo 2016	2016/8/13	3	Henan	Zhengzhou	Central China International Expo Center	20000
524	The 36th Zhengzhou International Cosmetics Expo 2016	2016/10/15	3	Henan	Zhengzhou	Central China International Expo Center	20000
525	2016 Central Fertilizers - The 13th Central Fertilizers (Agricultural) Products Trading Cum-Information Exchange	2016/3/30	2	Henan	Zhengzhou	Zhengzhou International Convention and Exhibition Centre (ZZICEC)	20000
526	2016 Zhengzhou Central China Plastic Industry Expo	2016/3/11	3	Henan	Zhengzhou	Zhengzhou International Convention and Exhibition Centre (ZZICEC)	20000
527	2016 6th China (Henan)International Mining Equipment Exhibition	2016/6/6	3	Henan	Zhengzhou	Zhengzhou International Convention and Exhibition Centre (ZZICEC)	20000
528	The 9th China Frozen Food Industry Congress & Exhibition 2016	2016/8/28	3	Henan	Zhengzhou	Zhengzhou International Convention and Exhibition Centre (ZZICEC)	20000
529	2016 11th China (Zhengzhou) International Building Decoration Fair	2016/8/5	3	Henan	Zhengzhou	Zhengzhou International Convention and Exhibition Centre (ZZICEC)	20000
530	2016 China (Zhengzhou) International Environmental Wisdom Peak BBS and Exposition	2016/3/18	3	Henan	Zhengzhou	Central China International Expo Center	20000
531	2016 Midwest (Sanmenxia) Aluminum Industry and Machinery and Equipment Exhibition	2016/6/3	3	Henan	Sanmenxia	Sanmenxia International Convention and Exhibition Center	20000
532	The 2016 China (Zhengzhou) International Water Purification, Purification Equipment and New Technology Exhibition	2016/8/26	3	Henan	Zhengzhou	Zhengzhou International Convention and Exhibition Centre (ZZICEC)	20000
533	China Global Suppliers Expo	2016/8/19	3	Henan	Zhengzhou	Zhengzhou International Convention and Exhibition Centre (ZZICEC)	20000
534	2016 International Network Offline Trade Fair of Commodities	2016/10/24	3	Henan	Luoyang	Luoyang Convention and Exhibition Center	20000
535	2016 of The 66th Session of The National Automobile Maintenance Diagnostic Equipment Exhibition (Fall)	2016/11/13	3	Henan	Zhengzhou	Zhengzhou International Convention and Exhibition Centre (ZZICEC)	20000
536	Zhengzhou Sports and Outdoor Exhibition (2016)	2016/11/12	3	Henan	Zhengzhou	Zhengzhou International Convention and Exhibition Centre (ZZICEC)	20000
537	2016 19th Harbin International Automobile Industry Exhibition	2016/8/1	8	Heilongjiang	Harbin	Harbin International Convention & Exhibition Center	125000
538	The 13th Harbin International Furniture & Wood-Working Machine Exhibition 2016	2016/4/15	3	Heilongjiang	Harbin	Harbin International Convention & Exhibition Center	110000
539	Spring 2016 11th Harbin Automobile Exhibition	2016/3/22	7	Heilongjiang	Harbin	Harbin International Convention & Exhibition Center	60000
540	The 27th Session of Harbin Economic and Trade Fair 2016	2016/6/15	5	Heilongjiang	Harbin	Harbin International Convention & Exhibition Center	54000
541	2016 Animal Husbandry in Northeast China Harbin Fair and the China Animal Husbandry Industry Fair	2016/4/22	3	Heilongjiang	Harbin	Harbin International Convention & Exhibition Center	45000
542	2016 13th China Qiqihar International Commodities Fair	2016/7/18	9	Heilongjiang	Qiqihar	Qiqihar International Convention and Exhibition Center	45000
543	The 7th Harbin Autumn Auto Exhibition 2016	2016/11/15	7	Heilongjiang	Harbin	Harbin International Convention & Exhibition Center	45000
544	22nd Harbin Seed Industry Exposition 2016	2016/11/6	3	Heilongjiang	Harbin	Harbin International Convention & Exhibition Center	45000
545	2016 China Suifenhe International Port Trade Expo	2016/8/8	4	Heilongjiang	Suifenhe	Suifenhe Shimao International Expo Center	40000
546	2016 36th National Motorcycle and Accessories Trade Fair (Spring)	2016/5/16	3	Heilongjiang	Harbin	Harbin International Convention & Exhibition Center	40000
547	2016 Harbin Cold Zone Exposition	2016/1/5	7	Heilongjiang	Harbin	Harbin International Convention & Exhibition Center	36000
548	2016 17th Harbin Home Expo	2016/6/3	3	Heilongjiang	Harbin	Harbin International Convention & Exhibition Center	32300
549	2016 18th China (Harbin) Huaxia Housing and Furnishing Exposition	2016/9/8	3	Heilongjiang	Harbin	Harbin International Convention & Exhibition Center	32300
550	2016 19th China (Harbin) Huaxia Housing and Furnishing Exposition	2016/10/21	3	Heilongjiang	Harbin	Harbin International Convention & Exhibition Center	32300
551	The 11th Heilongjiang International Culture & Art Industry Expo 2016	2016/8/25	5	Heilongjiang	Harbin	Harbin International Convention & Exhibition Center	30000
552	2016 Harbin One Belt and One Road International Commodity Trade Fair	2016/10/1	5	Heilongjiang	Harbin	Harbin International Convention & Exhibition Center	30000
553	2016 14th China Harbin International Green Energy Building and Decoration Materials Exposition	2016/4/27	3	Heilongjiang	Harbin	Harbin International Convention & Exhibition Center	26000
554	2016 14th Harbin International Fenestration Glass and Processing Equipment Exhibition	2016/4/28	3	Heilongjiang	Harbin	Harbin International Convention & Exhibition Center	26000
555	The 14th China International Dairy Expo 2016	2016/4/22	3	Heilongjiang	Harbin	Harbin International Convention & Exhibition Center	25000
556	Heilongjiang Green Organic Food Industry International Exposition of 2016	2016/9/22	5	Heilongjiang	Harbin	Harbin International Convention & Exhibition Center	25000
557	2016 Harbin Spring International Jewelry Exhibition	2016/5/27	5	Heilongjiang	Harbin	Harbin International Convention & Exhibition Center	22000
558	The 30th Harbin Asia-Pacific Hairdressing & Cosmetic Supplies Expo 2016	2016/5/9	4	Heilongjiang	Harbin	Harbin International Convention & Exhibition Center	20000
559	2016 4th Northeastern Provinces Sugar, Wine and Food Trade Fair	2016/8/29	2	Heilongjiang	Harbin	Harbin International Convention & Exhibition Center	20000
560	The Tenth Harbin Animation Industry Exposition 2016	2016/7/16	5	Heilongjiang	Harbin	Harbin International Convention & Exhibition Center	20000
561	The 13th China (Wuhan) International Auto Aftermarket Show 2016	2016/6/18	3	Hubei	Wuhan	Wuhan International Conference & Exhibition Centre	230000
562	The 17th Wuhan International Auto Exhibition 2016	2016/10/12	6	Hubei	Wuhan	Wuhan International Expo Center	140000
563	2016 14th China International Automobile Exhibition	2016/5/27	5	Hubei	Wuhan	Wuhan International Expo Center	100000
564	2016 2nd Wuhan International Furniture Show	2016/4/22	4	Hubei	Wuhan	Wuhan International Expo Center	90000



SN	Exhibition Name	Opening Date	Duration	Province	City	Venue	Area
565	2016 China (Wuhan) International Medical Equipment Fair	2016/9/23	3	Hubei	Wuhan	Wuhan International Expo Center	60000
566	2016 Wuhan Advertising Technology & Equipment Exhibition	2016/3/24	3	Hubei	Wuhan	Wuhan International Expo Center	50000
567	2016 China Wuhan International Exhibition of Ground Material and Pavement Technology In The Midwest	2016/5/12	3	Hubei	Wuhan	Wuhan International Expo Center	50000
568	The Fourth Wuhan International Fashion Exposition 2016	2016/11/11	3	Hubei	Wuhan	Wuhan International Expo Center	50000
569	The 17th China International Mechanical & Electrical Product Expo Wuhan 2016	2016/9/23	3	Hubei	Wuhan	Wuhan International Expo Center	40000
570	The 13th Optics Valley of China International Optical & Electrical Products Expo & Forum 2016	2016/11/3	3	Hubei	Wuhan	Wuhan International Expo Center	40000
571	China Wuhan New Energy Auto Expo 2016	2016/9/23	3	Hubei	Wuhan	Wuhan International Expo Center	40000
572	The 52nd Wuhan Home Decoration & Construction Material Exhibition 2016	2016/2/26	3	Hubei	Wuhan	Wuhan International Conference & Exhibition Centre	40000
573	The 53rd Wuhan Home Decoration & Construction Material Exhibition 2016	2016/7/8	3	Hubei	Wuhan	Wuhan International Conference & Exhibition Centre	40000
574	2016 China (Wuhan) Huaxia Housing and Furnishing Exposition	2016/8/20	2	Hubei	Wuhan	Wuhan International Expo Center	40000
575	The 5th Exhibition of Lijia International Machinery 2016	2016/9/23	4	Hubei	Wuhan	Wuhan International Expo Center	30000
576	2016 China Wuhan Public Security Products & Police Equipment Exhibition	2016/3/30	3	Hubei	Wuhan	Wuhan International Expo Center	30000
577	2016 9th China Wuhan Spring Tea Industry Fair	2016/5/13	4	Hubei	Wuhan	Wuhan International Conference & Exhibition Centre	30000
578	2016 9th China Wuhan Autumn Tea Industry Fair	2016/11/4	4	Hubei	Wuhan	Wuhan International Conference & Exhibition Centre	30000
579	2016 7th Global Public Procurement (Wuhan*China) Forum and Sourcing Fair 2016	2016/11/25	3	Hubei	Wuhan	Wuhan International Conference & Exhibition Centre	30000
580	2016 Wuhan Health Residential Building Materials Exhibition	2016/3/25	3	Hubei	Wuhan	Wuhan International Conference & Exhibition Centre	30000
581	In 2016 Third China (Wuhan) International New Energy Automobile Industry Exposition	2016/3/26	3	Hubei	Wuhan	Wuhan China Culture Expo Center	30000
582	2016 Wuhan Large Scale Health Residential Building Materials Exhibition	2016/8/26	3	Hubei	Wuhan	Wuhan International Conference & Exhibition Centre	30000
583	Wuhan International Pregnant Baby Products Fair	2016/9/7	3	Hubei	Wuhan	Wuhan China Culture Expo Center	30000
584	2016 Wuhan Large Scale Health Residential Building Materials Exhibition	2016/11/27	3	Hubei	Wuhan	Wuhan International Conference & Exhibition Centre	30000
585	China(Wuhan)International Charging Station Technology and Equipment Exhibition	2016/5/25	3	Hubei	Wuhan	Wuhan China Culture Expo Center	22000
586	2016 3rd Wuhan Tea Expo	2016/4/22	4	Hubei	Wuhan	Wuhan International Conference & Exhibition Centre	20000
587	2016 13th China Wuhan Agricultural Exposition	2016/10/26	3	Hubei	Wuhan	Wuhan International Conference & Exhibition Centre	20000
588	2016 Third Try Wuhan International Games and Amusement Equipment Exhibition	2016/5/13	3	Hubei	Wuhan	Wuhan International Expo Center	20000
589	The 2nd China (Wuhan) International E-Business and Network Commodity Exposition	2016/5/20	3	Hubei	Wuhan	Wuhan International Conference & Exhibition Centre	20000
590	2015 Chinese (Wuhan) International Beauty Salon Beauty Cosmetics Expo	2016/5/24	3	Hubei	Wuhan	Wuhan International Conference & Exhibition Centre	20000
591	2016 3rd China (Wuhan) Hotel Equipment & Supplies Fair	2016/6/12	3	Hubei	Wuhan	Wuhan International Expo Center	20000
592	China Summer Wedding Expo Wuhan 2016	2016/7/2	2	Hubei	Wuhan	Wuhan International Expo Center	20000
593	2016 Second Central China Food and Drink Expo	2016/1/20	5	Hubei	Wuhan	Wuhan International Conference & Exhibition Centre	20000
594	Winter 2016 China (Wuhan) The Wedding Fair	2016/11/19	2	Hubei	Wuhan	Wuhan International Expo Center	20000
595	Renchuang China Cultural and Artistic Collectible Exhibition & Jewelry Exhibition 2016	2016/2/10	4	Hubei	Wuhan	Wuhan International Conference & Exhibition Centre	20000
596	2016 China Wuhan International Hairdressing, Bodybuilding & Cosmetic Products Expo	2016/10/10	3	Hubei	Wuhan	Wuhan International Conference & Exhibition Centre	20000
597	2016 15th Central China Book Fairs	2016/10/21	3	Hubei	Wuhan	Wuhan International Conference & Exhibition Centre	20000
598	2016 of The 77th Session of The China International Pharmaceutical Apis, Intermediates, Packaging, Equipment Fair	2016/11/16	3	Hubei	Wuhan	Wuhan International Expo Center	20000
599	2016 China Huaxia Housing and Furnishing Exposition	2016/11/11	3	Hubei	Wuhan	Wuhan International Conference & Exhibition Centre	20000
600	2016 5th Wuhan Automobile Culture Festival	2016/12/2	4	Hubei	Wuhan	Wuhan International Conference & Exhibition Centre	20000
601	The 25th China Food Exposition and Fair	2016/12/15	7	Hubei	Wuhan	Wuhan International Conference & Exhibition Centre	20000
602	2016 China (Hunan) Automobile Exhibition	2016/5/5	5	Hunan	Changsha	Hunan International Convention and Exhibition Center	100000
603	Chenzhou Spring Auto Show In 2016	2016/4/15	4	Hunan	Chenzhou	Chenzhou International Convention and Exhibition Centre	50000
604	The Fourth China (Hunan) International Mineral Stone Fair	2016/5/19	5	Hunan	Changsha	Hunan International Convention and Exhibition Center	46800
605	2016 China (Changsha) International Food Exhibition	2016/9/9	4	Hunan	Changsha	Hunan International Convention and Exhibition Center	40000
606	Summer 2016 Changsha (Red Star) Auto Show	2016/6/3	3	Hunan	Changsha	Changsha Hong Xing International Exhibition Center	40000
607	2016 Second Hunan (Changsha) International Exhibition of New Energy Vehicles and Charging Facilities	2016/10/10	3	Hunan	Changsha	Changsha Hong Xing International Exhibition Center	40000
608	The 2016 China (Changsha) International Automobile Exhibition	2016/12/1	6	Hunan	Changsha	Hunan International Convention and Exhibition Center	40000
609	The 2016 Xinhua International Printing Day and Chinese Printing Expo	2016/2/2	4	Hunan	Changsha	Hunan International Convention and Exhibition Center	33000
610	2016 8th Hunan Tea Industry Expo	2016/9/2	4	Hunan	Changsha	Changsha Hong Xing International Exhibition Center	30000
611	2016 17th Hunan International Machine Tool Exhibition	2016/5/29	3	Hunan	Changsha	Hunan International Convention and Exhibition Center	30000
612	2016 Third China (Hunan) International Energy Industry Expo	2016/11/18	3	Hunan	Changsha	Hunan International Convention and Exhibition Center	30000
613	2016 China (Changsha) Housing Industrialization and Green Building Industry Expo	2016/11/9	3	Hunan	Changsha	Changsha International Convention and Exhibition Center	30000
614	2016 China Changsha Industrial Robots Exhibition	2016/5/29	3	Hunan	Changsha	Hunan International Convention and Exhibition Center	22000
615	2016 3rd China International Dental equipment and Materials Exhibition	2016/5/20	3	Hunan	Changsha	Hunan Province Exhibition Hall	20000
616	2016 Hunan Spring Home Expo	2016/3/12	4	Hunan	Changsha	Hunan International Convention and Exhibition Center	20000
617	2016 of The Seventeenth Hunan Autumn Advertising Four New Exhibition	2016/3/20	4	Hunan	Changsha	Changsha Hong Xing International Exhibition Center	20000
618	2016 Central China International Equipment Manufacturing Industry Expo	2016/5/29	3	Hunan	Changsha	Hunan International Convention and Exhibition Center	20000
619	Renchuang the 12th China Hunan Sugar, Wine & Food Fair 2016	2016/6/4	3	Hunan	Changsha	Hunan International Convention and Exhibition Center	20000
620	2016 Third China (Hunan) Household Exposition	2016/6/17	4	Hunan	Changsha	Hunan International Convention and Exhibition Center	20000

Appendix 1 Schedule of Trade Fairs above 20,000 m2 held in Mainland China in 2016

SN	Exhibition Name	Opening Date	Duration	Province	City	Venue	Area
621	2016 7th Changsha international animation game show	2016/7/15	4	Hunan	Changsha	Hunan International Convention and Exhibition Center	20000
622	The 17th 2016 Hunan Tea Culture Exposition	2016/5/6	4	Hunan	Changsha	Hunan Province Exhibition Hall	20000
623	2016 17th Hunan Autumn Advertising Four New and LED Photo Exhibition	2016/3/20	3	Hunan	Changsha	Changsha Hong Xing International Exhibition Center	20000
624	Changsha International Anatto Furniture and Wood Carvings Carved Works of Art Exhibition (2016)	2016/8/18	4	Hunan	Changsha	Changsha Hong Xing International Exhibition Center	20000
625	Benevolence, The 18th 2016 Hunan Culture Art Collection Exhibition of Arts and Crafts	2016/5/27	4	Hunan	Changsha	Hunan Province Exhibition Hall	20000
626	2016 Ninth Central (Hunan) Chain Investment Fair	2016/11/23	3	Hunan	Changsha	Hunan International Convention and Exhibition Center	20000
627	Benevolence, The 19th 2016 Hunan Culture Art Collection Exhibition of Arts and Crafts	2016/12/4	4	Hunan	Changsha	Hunan Province Exhibition Hall	20000
628	2016 13th China Changchun International Automobile Expo	2016/7/15	10	Jilin	Changchun	Changchun International Convention and Exhibition Center	200000
629	2016 Second China (Changchun) International Intelligent Logistics Technology Exposition	2016/7/1	3	Jilin	Changchun	Changchun International Convention and Exhibition Center	50000
630	2016 Changchun The Third Fall Large Auto Show	2016/10/13	3	Jilin	Changchun	Changchun International Convention and Exhibition Center	50000
631	Livestock Fair In The Northeast of China, 2016	2016/4/10	3	Jilin	Changchun	Changchun International Convention and Exhibition Center	45000
632	International Architectural Decoration and Materials Expo	2016/4/8	3	Jilin	Changchun	Changchun International Convention and Exhibition Center	40000
633	The 12th China Changchun International Auto Parts Exhibition 2016	2016/3/31	3	Jilin	Changchun	Changchun International Convention and Exhibition Center	40000
634	The 13th China International Automobile Parts (Changchun) Exhibition	2016/8/10	3	Jilin	Changchun	Changchun International Convention and Exhibition Center	40000
635	In 2016 Second China Helped Changchun Auto Show	2016/9/2	3	Jilin	Changchun	Changchun International Convention and Exhibition Center	40000
636	Industrial Environmental Protection Technology and Equipment Exhibition	2016/3/31	3	Jilin	Changchun	Changchun International Convention and Exhibition Center	31500
637	The 18th International Heating Boiler Conditioner and Energy-saving Emission Reduction Technology Equipment Exhibition	2016/4/8	3	Jilin	Changchun	Changchun International Convention and Exhibition Center	30000
638	The 3rd Changchun Buddhist Supplies Expo 2016	2016/5/27	4	Jilin	Changchun	Changchun International Convention and Exhibition Center	30000
639	2016 12th China (Changchun) International Animation Art Fair	2016/6/9	5	Jilin	Changchun	Changchun International Convention and Exhibition Center	30000
640	2016 China-Northeast Asia Expo	2016/9/15	5	Jilin	Changchun	Changchun Modern Agricultural Park	30000
641	2016 Ninth Four Northeastern Provinces Inputs Exposition	2016/9/25	2	Jilin	Changchun	Changchun Modern Agricultural Park	30000
642	2016 Third China (Changchun) Northeast Electric Tricycle and New Energy Automobile Exhibition	2016/12/3	2	Jilin	Changchun	Changchun International Convention and Exhibition Center	30000
643	The 15th China Changchun International Agricultural Food Expo & Fair 2016	2016/8/12	10	Jilin	Changchun	Changchun Modern Agricultural Park	29400
644	2016 China (Changchun) Export Commodities Exhibition and Taiwan, South Korea, ASEAN Products Expo	2016/5/27	5	Jilin	Changchun	Changchun International Convention and Exhibition Center	26000
645	2016 6th China Changchun Consumer Goods Fair	2016/9/12	4	Jilin	Changchun	Changchun International Convention and Exhibition Center	25000
646	2016 Fifth China (Changchun) International Tea Industry Exposition	2016/9/9	4	Jilin	Changchun	Changchun International Convention and Exhibition Center	25000
647	The 17th China Changchun International Industrial Equipment Exhibition 2016	2016/5/22	4	Jilin	Changchun	Changchun International Convention and Exhibition Center	22000
648	Numerical Control Machine Tool Tooling Development	2016/3/31	3	Jilin	Changchun	Changchun International Convention and Exhibition Center	21000
649	Car Modification Exhibition	2016/3/31	3	Jilin	Changchun	Changchun International Convention and Exhibition Center	20000
650	2016 4th Changchun International Animal Husbandry Expo	2016/3/31	3	Jilin	Changchun	Changchun International Convention and Exhibition Center	20000
651	The Thirty-Ninth Session of The 2016 Changchun International Medical Equipment Health Industry Expo	2016/3/29	3	Jilin	Changchun	Changchun International Convention and Exhibition Center	20000
652	The 12th 2016 Changchun northeast China international rum food fair	2016/8/25	5	Jilin	Changchun	Changchun International Convention and Exhibition Center	20000
653	2016 8th Suzhou Furniture Fair	2016/6/23	4	Jiangsu	Suzhou	Suzhou International Expo Center	120000
654	2016 12th China (Nanjing) International Software Product & Information Service Trade Fair	2016/9/2	4	Jiangsu	Nanjing	Nanjing International Expo Center	100000
655	2016 15th Nanjing International AUTO Exhibition	2016/9/30	6	Jiangsu	Nanjing	Nanjing International Expo Center	100000
656	China Import Expo. Kunshan 2016	2016/5/19	3	Jiangsu	Kunshan	Huaqiao International Expo Center	80000
657	2016 34th China Jiangsu International Bicycle new energy electric vehicles and spare parts Fair	2016/10/21	3	Jiangsu	Nanjing	Nanjing International Expo Center	80000
658	China International Disposable Paper Expo	2016/4/11	3	Jiangsu	Nanjing	Nanjing International Expo Center	80000
659	2016 of The Thirty-Second National Plant Protection Will	2016/11/25	3	Jiangsu	Nanjing	Nanjing International Expo Center	80000
660	2016 18th CHINA RETAIL TRADE FAIR	2016/11/3	3	Jiangsu	Suzhou	Suzhou International Expo Center	80000
661	2016 China (Suzhou) Health Commodities Fair	2016/11/3	3	Jiangsu	Suzhou	Suzhou International Expo Center	80000
662	China Kunshan International Industrial Automation & Robotics exhibition 2016	2016/9/7	3	Jiangsu	Kunshan	Huaqiao International Expo Center	70000
663	2016 (Third) China Suzhou International Auto Expo	2016/10/1	5	Jiangsu	Suzhou	Suzhou International Expo Center	65000
664	The 28th Wuxi Taihu International Machine Tool & Mould Manufacturing Exhibition 2016	2016/3/10	4	Jiangsu	Wuxi	Wuxi Taihu International Expo Center	60000
665	2016 China (Nanjing) International New Energy Auto Expo	2016/4/17	3	Jiangsu	Nanjing	Nanjing International Expo Center	60000
666	2016 3rd China (Nanjing) Sliding Door Fair	2016/5/9	3	Jiangsu	Nanjing	Nanjing International Expo Center	60000
667	The 29th Wuxi Taihu International Machine Tool & Mould Manufacturing Exhibition 2016	2016/9/23	4	Jiangsu	Wuxi	Wuxi Taihu International Expo Center	60000
668	The 6th China International Culture & Art Industry Fair Wuxi 2016	2016/10/19	5	Jiangsu	Wuxi	Wuxi Taihu International Expo Center	60000
669	2016 Asia Outdoor Trade Show	2016/6/30	4	Jiangsu	Nanjing	Nanjing International Expo Center	52000
670	2016 Third China (Wuxi) Spring Fishing Tackle Fair	2016/3/26	4	Jiangsu	Wuxi	Wuxi Taihu International Expo Center	50000
671	2016 18th International Apparel Household Textile & Fabrics Trade fair Jiangsu China	2016/9/9	3	Jiangsu	Nanjing	Nanjing International Expo Center	50000
672	2016 4th China (Wuxi) Autumn Fair fishing gear	2016/8/26	3	Jiangsu	Wuxi	Wuxi Taihu International Expo Center	50000
673	2016 China (Nanjing) International Baking Exhibition	2016/10/21	3	Jiangsu	Nanjing	Nanjing International Exhibition Center	50000
674	2016 9th China (Nanjing) International Automobile Exhibition	2016/4/29	5	Jiangsu	Nanjing	Nanjing International Expo Center	48000



SN	Exhibition Name	Opening Date	Duration	Province	City	Venue	Area
675	The 6th Asia Bike Trade Show 2016	2016/9/13	3	Jiangsu	Nanjing	Nanjing International Expo Center	48000
676	2016 14th Nanjing Decorative Materials Fairs	2016/8/20	3	Jiangsu	Nanjing	Nanjing International Expo Center	48000
677	2016 4th China Changzhou international industrial equipment fair	2016/3/23	3	Jiangsu	Changzhou	Changzhou Xitaihu International Expo Center	42000
678	The 5th China Suzhou Cultural Creativity & Design Industry Fair 2016	2016/4/22	3	Jiangsu	Suzhou	Suzhou International Expo Center	40000
679	2016 4th China (Changzhou) International Machine Tool Mould Exhibition	2016/3/23	3	Jiangsu	Changzhou	Changzhou Xitaihu International Expo Center	40000
680	2016 Suzhou Shanghua Summer Fishing Gears Exhibition	2016/6/3	3	Jiangsu	Suzhou	Suzhou International Expo Center	40000
681	CCMIE 2016	2016/5/17	3	Jiangsu	Changzhou	Changzhou Xitaihu International Expo Center	40000
682	2016 Jiangsu International Medical Device Technology Fair	2016/9/23	3	Jiangsu	Changzhou	Changzhou Xitaihu International Expo Center	40000
683	2016 (Fifth) China Eastern Coast (Yancheng) International Auto Expo	2016/9/14	5	Jiangsu	Yancheng	Yancheng International Convention & Exhibition Centre	40000
684	2016 Suzhou Shanghua Winter Fishing Gears Exhibition	2016/12/2	4	Jiangsu	Suzhou	Suzhou International Expo Center	40000
685	2016 Tenth China International Logistics Technology Expo	2016/9/7	3	Jiangsu	Kunshan	Kunshan Convention & Exhibition Center	36000
686	2016 13th Nanjing Decorative Materials Fair	2016/2/26	4	Jiangsu	Nanjing	Nanjing International Expo Center	36000
687	2016 Nanjing Advertising Technology Equipment, LED and Logo Signs Expo	2016/3/26	3	Jiangsu	Nanjing	Nanjing International Expo Center	36000
688	2016 China International Trademark Brand section	2016/10/28	3	Jiangsu	Kunshan	Kunshan Convention & Exhibition Center	36000
689	2016 13th Suzhou International Industry Expo	2016/3/16	4	Jiangsu	Suzhou	Suzhou International Expo Center	35000
690	2016 Nanjing Household Appliances Expo	2016/3/25	3	Jiangsu	Nanjing	Nanjing International Exhibition Center	35000
691	2016 Kunshan international machine tool and intelligent equipment exhibition	2016/3/29	3	Jiangsu	Kunshan	Kunshan Convention & Exhibition Center	35000
692	2016 7th China International Internet of Things (Sensor Network) Fair	2016/10/27	3	Jiangsu	Wuxi	Wuxi Taihu International Expo Center	32000
693	2016 13th China (Wuxi) International Design Fair	2016/11/11	3	Jiangsu	Wuxi	Wuxi Taihu International Expo Center	31200
694	2016 China Huaxia Housing and Furnishing Exposition (Spring)	2016/3/4	3	Jiangsu	Suzhou	Suzhou International Expo Center	30000
695	CMT China 2016	2016/4/22	3	Jiangsu	Nanjing	Nanjing International Expo Center	30000
696	2016 3rd China East (Xuzhou) International Wine & Food Fair	2016/5/8	3	Jiangsu	Xuzhou	Xuzhou International Exhibition Centre	30000
697	2016 China (Kunshan) Tea Expo and Rosewood, Tea, Arts and Crafts Exhibition	2016/5/6	4	Jiangsu	Kunshan	Kunshan Science and Technology Culture Expo Center	30000
698	Twelfth 2016 China (Changzhou) electric vehicles and new energy vehicles and New Energy Vehicles Exhibition	2016/6/3	3	Jiangsu	Changzhou	Changzhou Xitaihu International Expo Center	30000
699	2016 China (Suzhou Winter) Huaxia Housing and Furnishing Exposition	2016/11/18	3	Jiangsu	Suzhou	Suzhou International Expo Center	30000
700	2016 Chinese (Nanjing) International Food Fair	2016/8/5	3	Jiangsu	Nanjing	Nanjing International Exhibition Center	30000
701	2016 China (Jiangsu) Taihu International Medical Equipment Exhibition	2016/8/18	3	Jiangsu	Wuxi	Wuxi Taihu International Expo Center	30000
702	2016 China (Suzhou) Huaxia Housing and Furnishing Exposition	2016/8/26	3	Jiangsu	Suzhou	Suzhou International Expo Center	30000
703	China Health Food Expo 2016	2016/9/9	3	Jiangsu	Nanjing	Nanjing International Expo Center	30000
704	2016 China (Kunshan) Huaxia Housing and Furnishing Exposition	2016/11/11	3	Jiangsu	Kunshan	Kunshan Convention & Exhibition Center	30000
705	China International Service Robot and Intelligent Industry Expo 2016	2016/9/9	3	Jiangsu	Nanjing	Nanjing International Expo Center	30000
706	2016 China (Wuxi) International Children & children's products exhibition	2016/10/28	3	Jiangsu	Wuxi	Wuxi Taihu International Expo Center	30000
707	13th 2016 China (Changzhou) Electric Vehicles and New Energy Vehicles and New Energy Vehicles Exhibition	2016/12/17	3	Jiangsu	Changzhou	Changzhou International Convention and Exhibition Centre	30000
708	Twelfth the 2016 East China (Suzhou) circuit board and surface mount Exhibition	2016/5/18	3	Jiangsu	Suzhou	Suzhou International Expo Center	28000
709	2016 China International Ship Industry Expo	2016/5/11	7	Jiangsu	Nanjing	Nanjing International Expo Center	25000
710	2016 15th Nanjing International Craft Gifts Art Collection and Mahogany Furniture Exhibition	2016/11/25	4	Jiangsu	Nanjing	Nanjing International Exhibition Center	25000
711	Wuxi International Beauty & Hairdressing & Cosmetics Expo 2016	2016/10/28	3	Jiangsu	Wuxi	Wuxi Taihu International Expo Center	25000
712	2016 14th Nanjing International Craft Gifts Art Collection and Mahogany Furniture Exhibition	2016/6/17	4	Jiangsu	Nanjing	Nanjing International Exhibition Center	25000
713	2016 National Water Conservancy Scenic Area Expo	2016/11/11	3	Jiangsu	Nanjing	Nanjing International Exhibition Center	25000
714	2016 Jiangsu International Green Building Fair	2016/11/3	3	Jiangsu	Nanjing	Nanjing International Expo Center	24000
715	2016 Kunshan international plastics and packaging machinery exhibition	2016/3/29	3	Jiangsu	Kunshan	Kunshan Convention & Exhibition Center	24000
716	2016 9th (Kunshan) International Exhibition of Invention	2016/11/17	4	Jiangsu	Kunshan	Kunshan Convention & Exhibition Center	24000
717	2016 10th China Wuxi International Electrical Vehicle Exhibition	2016/5/18	3	Jiangsu	Wuxi	Wuxi Taihu International Expo Center	23400
718	2016 4th China Nanjing International Buddhist Cultural Items & Crafts Fair	2016/5/26	4	Jiangsu	Nanjing	Nanjing International Exhibition Center	23000
719	The 12th Nanjing International Jewelry Exhibition 2016	2016/6/17	4	Jiangsu	Nanjing	Nanjing International Exhibition Center	22000
720	The 13th Nanjing International Jewelry Exhibition 2016	2016/9/23	4	Jiangsu	Nanjing	Nanjing International Exhibition Center	22000
721	The 14th Nanjing International Jewelry Exhibition 2016	2016/11/25	4	Jiangsu	Nanjing	Nanjing International Exhibition Center	22000
722	Fifth 2016 Li Man China Pig Assembly and Pig Industry Expo	2016/10/16	3	Jiangsu	Nanjing	Nanjing International Exhibition Center	21000
723	2016 China International Marine Engineering, Oil & Gas Technology & Equipment Exhibition	2016/5/11	3	Jiangsu	Nanjing	Nanjing International Expo Center	20000
724	2016 15th China (Nanjing) International Machine Tool Exhibition	2016/5/11	3	Jiangsu	Nanjing	Nanjing International Exhibition Center	20000
725	2016 12th Suzhou Wedding Show Expo	2016/2/26	3	Jiangsu	Suzhou	Suzhou International Expo Center	20000
726	2016 Nanjing Advertising, LED Illuminant, Urban Energy-Saving and Lighting Technology & Equipment Exhibition	2016/3/26	3	Jiangsu	Nanjing	Nanjing International Expo Center	20000
727	2016 8th Chinese International Renewable Energy Conference & Exhibition	2016/11/3	3	Jiangsu	Wuxi	Wuxi Taihu International Expo Center	20000
728	2016 of The Second China (Wuxi) Baby Industry Expo	2016/8/12	3	Jiangsu	Wuxi	Wuxi Taihu International Expo Center	20000
729	2016 Chinese fifth Taizhou Telink International Machinery Manufacturing Industry Exhibition	2016/6/12	3	Jiangsu	Taizhou	Taizhou International Expo Center (Taizhou China Medical City Exhibition Center)	20000
730	Second The 2016 China (Kunshan) International Green Manufacturing and Industrial Equipment Exhibition	2016/9/7	3	Jiangsu	Kunshan	Huaqiao International Expo Center	20000
731	China Jiangsu International Energy Saving and Environmental Protection Boiler & Pressure Vessel Exhibition 2016	2016/9/7	3	Jiangsu	Kunshan	Huaqiao International Expo Center	20000

Appendix 1 Schedule of Trade Fairs above 20,000 m2 held in Mainland China in 2016

SN	Exhibition Name	Opening Date	Duration	Province	City	Venue	Area
732	The Third Asian Cycling Boutique Expo 2016	2016/10/15	3	Jiangsu	Kunshan	Kunshan Convention & Exhibition Center	20000
733	2016 China Kunshan 29th Nexis International Machine Tool Exhibition Rubber	2016/3/6	3	Jiangsu	Kunshan	Huaqiao International Expo Center	20000
734	China (Wuxi) Green Organic Food Expo 2016	2016/10/28	3	Jiangsu	Wuxi	Wuxi Taihu International Expo Center	20000
735	2016 China Phosphate Fertilizer & Compound Fertilizer Exhibition	2016/11/4	3	Jiangsu	Nanjing	Nanjing International Exhibition Center	20000
736	2016 16th Nanjing Food Expo and Procurement Fair	2016/11/10	6	Jiangsu	Nanjing	Nanjing International Expo Center	20000
737	China Surveying and Mapping Geographic Information Technology and Equipment Exhibition 2016	2016/11/24	3	Jiangsu	Suzhou	Suzhou International Expo Center	20000
738	2016 30th China Kunshan Lianxun International Machinery Exhibition	2016/9/7	3	Jiangsu	Kunshan	Huaqiao International Expo Center	20000
739	The 11th Nanchang International Automobile Exhibition 2016	2016/9/15	4	Jiangxi	Nanchang	Nanchang International Exhibition Center	80000
740	The 9th China Green Food Expo	2016/11/25	4	Jiangxi	Nanchang	Nanchang Greenland International Expo Center	45000
741	2016 School Facility Show	2016/4/9	3	Jiangxi	Nanchang	Nanchang International Exhibition Center	40000
742	2016 China (Nanchang) Cultural and Entertainment Industry Expo	2016/12/9	3	Jiangxi	Nanchang	Nanchang Greenland International Expo Center	40000
743	The 13th China Jingdezhen International Ceramics Expo 2016	2016/10/18	5	Jiangxi	Jingdezhen	Jingdezhen International Ceramic Cultural Exchange Center	36000
744	2016 Chinese (Nanchang) Internet plus (International) Health Industry Expo	2016/10/22	3	Jiangxi	Nanchang	Nanchang International Exhibition Center	30000
745	Second 2016 China (Nanchang) New Energy Vehicle Electric Vehicle Exhibition	2016/11/11	3	Jiangxi	Nanchang	Nanchang International Exhibition Center	30000
746	2016 Nanchang Central China Advanced Manufacturing Industry Expo	2016/5/27	3	Jiangxi	Nanchang	Nanchang International Exhibition Center	25000
747	Jiangxi Tourism Commodities Fair 2016	2016/9/23	3	Jiangxi	Nanchang	Nanchang International Exhibition Center	21900
748	Fourth 2016 Central (Nanchang) Electric Vehicle, Tricycle and New Energy Vehicles Exhibition	2016/5/27	3	Jiangxi	Nanchang	Nanchang International Exhibition Center	20000
749	Fourteenth The 2016 National Vocational Education Modern Technology and Equipment Exhibition	2016/10/28	2	Jiangxi	Nanchang	Nanchang International Exhibition Center	20000
750	2016 4th World Green Development Investment and Trade Expo	2016/11/25	3	Jiangxi	Nanchang	Nanchang Greenland International Expo Center	20000
751	2016 15th China International Automotive Industry Exhibition in Shenyang	2016/6/29	6	Liaoning	Shenyang	Shenyang International Exhibition Center	180000
752	2016 China (Shenyang) International Automobile Exhibition	2016/10/19	6	Liaoning	Shenyang	Shenyang International Exhibition Center	160000
753	2016 China (Shenyang) Auto Trade Fair	2016/4/14	5	Liaoning	Shenyang	Shenyang International Exhibition Center	140000
754	The 21st Dalian International Automotive Exhibition	2016/8/17	5	Liaoning	Dalian	Dalian Xinghai Conference Exhibition Center	130000
755	The 21st Dalian International Automotive Exhibition	2016/8/17	5	Liaoning	Dalian	Dalian World Expo Center	130000
756	2016 5th China Shenyang International Furniture Expo	2016/8/5	3	Liaoning	Shenyang	Shenyang International Exhibition Center	120000
757	China Animal Husbandry Expo	2016/5/18	3	Liaoning	Shenyang	Shenyang International Exhibition Center	110000
758	The 15th China International Equipment Manufacturing Industry Expo 2016	2016/9/1	5	Liaoning	Shenyang	Shenyang International Exhibition Center	110000
759	2016 Shan Dong (Linyi) Safe Campus and School Bus Expo	2016/5/8	3	Liaoning	Shenyang	Shenyang International Exhibition Center	85000
760	The Fifth China (Shenyang) International Modern Architecture Exposition	2016/5/25	3	Liaoning	Shenyang	Shenyang International Exhibition Center	65000
761	2016 Sixteenth China Shenyang International Agricultural Fair	2016/9/10	4	Liaoning	Shenyang	Shenyang International Exhibition Center	65000
762	The 21st China International Building Decorative Material Exhibition 2016	2016/6/16	4	Liaoning	Dalian	Dalian Xinghai Conference Exhibition Center	60000
763	Shenyang International Machine Tool Exhibition	2016/3/24	4	Liaoning	Shenyang	Shenyang International Exhibition Center	52000
764	Northeast China International Agricultural Capital Goods 2016 Pairs	2016/10/10	2	Liaoning	Shenyang	Shenyang International Exhibition Center	50000
765	2016 China (Dalian) International Garment & Textile Fair	2016/9/19	3	Liaoning	Dalian	Dalian World Expo Center	43000
766	New Energy Vehicles and Electric Motor Show	2016/6/3	3	Liaoning	Shenyang	Shenyang International Exhibition Center	40000
767	2016 3rd China (Shenyang) International Auto Aftermarket Products Expo (Spring Show)	2016/3/18	3	Liaoning	Shenyang	Shenyang International Exhibition Center	30000
768	2016 3rd China (Shenyang) International Auto Aftermarket Products Expo (Autumn Show)	2016/8/19	3	Liaoning	Shenyang	Shenyang International Exhibition Center	30000
769	China International Software & Information Service Fair 2016	2016/6/16	4	Liaoning	Dalian	Dalian World Expo Center	30000
770	2016 10th China International Patent Fair	2016/9/9	3	Liaoning	Dalian	Dalian World Expo Center	30000
771	2016 Northeast Asia (Shenyang) International Environmental Protection Expo	2016/9/20	3	Liaoning	Shenyang	Shenyang International Exhibition Center	30000
772	The 6th China International Auto Exhibition Jinzhou 2016	2016/4/30	4	Liaoning	Jinzhou	Jinzhou International Convention and Exhibition Center	30000
773	2016 Dalian International Industry Exhibition	2016/5/12	3	Liaoning	Dalian	Dalian Xinghai Conference Exhibition Center	30000
774	D PES Sign & LED Expo China 2016 - Shenyang	2016/3/21	3	Liaoning	Shenyang	Shenyang International Exhibition Center	26000
775	China Dalian International Maritime Exhibition 2016	2016/10/25	4	Liaoning	Dalian	Dalian World Expo Center	25000
776	Dalian, China Import and Export Commodities Fair 2016	2016/5/6	4	Liaoning	Dalian	Dalian World Expo Center	25000
777	The 21st Session of China International Woodworking Machinery Exhibition (2016)	2016/6/3	4	Liaoning	Dalian	Dalian World Expo Center	21000
778	2016 16th CUM 3.15 International Consumer Goods (Dalian) Exhibition	2016/3/11	5	Liaoning	Dalian	Dalian World Expo Center	21000
779	Northeast Asia Sanitation Fair	2016/5/25	3	Liaoning	Shenyang	Shenyang International Exhibition Center	20000
780	The 14th (Shenyang) International Energy-Saving & New Wall Material and Equipment Exhibition	2016/3/24	3	Liaoning	Shenyang	Liaoning Industrial Exhibition Hall	20000
781	Northeast China International Public Security Products Exhibition	2016/4/21	4	Liaoning	Shenyang	Liaoning Industrial Exhibition Hall	20000
782	Northeast Industrial Equipment Expo	2016/4/24	3	Liaoning	Shenyang	Shenyang International Exhibition Center	20000
783	Northeast Hardware Tool Exhibition	2016/4/24	3	Liaoning	Shenyang	Shenyang International Exhibition Center	20000
784	Industrial Safety Production and Labor Protection Products Exhibition In Northeast China	2016/4/24	3	Liaoning	Shenyang	Shenyang International Exhibition Center	20000
785	New Year Auto Show In Shenyang 2016	2016/1/9	2	Liaoning	Shenyang	Liaoning Industrial Exhibition Hall	20000
786	2016 Fortieth (Autumn) Shenyang International Medical Equipment Exhibition	2016/8/16	3	Liaoning	Shenyang	Shenyang International Exhibition Center	20000
787	Dalian International Buddhist Items & Crafts Fair	2016/8/25	5	Liaoning	Dalian	Dalian Xinghai Conference Exhibition Center	20000
788	2016 Third China (Dalian) International Exposition and Purple Sand, Ceramic Tea Industry, Mahogany, Tea Show	2016/9/2	4	Liaoning	Dalian	Dalian World Expo Center	20000



SN	Exhibition Name	Opening Date	Duration	Province	City	Venue	Area
789	2016 Seventh Northeast Asia (Shenyang) International Baking Exhibition	2016/9/22	3	Liaoning	Shenyang	Shenyang International Exhibition Center	20000
790	The 20th China Jinzhou Agricultural Science and Technology Exposition of 2016	2016/3/10	4	Liaoning	Jinzhou	Jinzhou International Convention and Exhibition Center	20000
791	The 26th Northeast China International Food Machinery & Packaging Equipment Exhibition 2016	2016/4/14	4	Liaoning	Shenyang	Liaoning Industrial Exhibition Hall	20000
792	The 7th China International Auto Exhibition Jinzhou 2016	2016/8/19	4	Liaoning	Jinzhou	Jinzhou International Convention and Exhibition Center	20000
793	Dalian International Import Commodity Exhibition In 2016	2016/11/25	3	Liaoning	Dalian	Dalian Xinghai Conference Exhibition Center	20000
794	2016 8th China (Hohhot) International Automobile Exhibition	2016/7/1	5	Inner Mongolia	Huhhot	Inner Mongolia International Convention and Exhibition Center	60000
795	2016 6th International Auto Show in Baotou	2016/9/17	5	Inner Mongolia	Baotou	Baotou Convention and Exhibition Centre	50000
796	The 8th China Inner Mongolia Agriculture & Animal Husbandry Machinery Exhibition 2016	2016/3/26	3	Inner Mongolia	Huhhot	Inner Mongolia International Convention and Exhibition Center	35000
797	2016 26th National Book Fair	2016/7/28	3	Inner Mongolia	Baotou	Baotou International Convention and Exhibition Centre	35000
798	2016 China (Baotou) Equipment Manufacturing Industry of The 3rd International Exposition	2016/7/22	4	Inner Mongolia	Baotou	Baotou International Convention and Exhibition Centre	32000
799	The 12th China Inner Mongolia International Sugar & Wine Expo 2016	2016/4/15	4	Inner Mongolia	Huhhot	Inner Mongolia International Convention and Exhibition Center	30000
800	2016 3rd new thinking Baotou International Automobile Exhibition	2016/4/29	5	Inner Mongolia	Baotou	Baotou International Convention and Exhibition Centre	28000
801	2016 10th China (Inner Mongolia) International Dairy Exhibition	2016/3/26	3	Inner Mongolia	Huhhot	Inner Mongolia International Convention and Exhibition Center	25000
802	2016 East Inner Mongolia International Agricultural Machinery Exposition	2016/7/3	3	Inner Mongolia	Chifeng	Chifeng International Conference Exhibition Center	20000
803	The 19th Inner Mongolia Agriculture Expo 2016	2016/8/1	3	Inner Mongolia	Chifeng	Chifeng International Conference Exhibition Center	20000
804	Inner Mongolia (Hohhot) Taiwan Famous Brand Exposition In 2016	2016/6/10	4	Inner Mongolia	Huhhot	Inner Mongolia International Convention and Exhibition Center	20000
805	Inner Mongolia International Clean Energy Industry Expo 2016	2016/10/28	3	Inner Mongolia	Huhhot	Inner Mongolia International Convention and Exhibition Center	20000
806	2016 8th China Yinchuan International Automobile Expo	2016/7/30	8	Ningxia	Yinchuan	Yinchuan International Convention & Exhibition Centre	70000
807	China (Ningxia) International Travel Expo 2016	2016/9/8	4	Ningxia	Yinchuan	Yinchuan International Convention & Exhibition Centre	20000
808	2016 China (Qinghai) International Halal Food and Products Fair (clear food exhibition)	2016/5/19	4	Qinghai	Xining	Qingdao International Convention and Exhibition Centre	50000
809	2016 China Qinghai green development investment and Trade Fair	2016/6/20	4	Qinghai	Xining	Qingdao International Convention and Exhibition Centre	50000
810	2016 Chinese (Qinghai) International Automobile Culture Exposition	2016/8/12	5	Qinghai	Xining	Qingdao International Convention and Exhibition Centre	50000
811	2016 China (Qinghai) Tibetan Carpet International Exhibition	2016/6/2	6	Qinghai	Xining	Qingdao International Convention and Exhibition Centre	30000
812	2016 First Marriage Industry Expo	2016/7/2	3	Qinghai	Xining	Qingdao International Convention and Exhibition Centre	24400
813	2016 13th Qingdao International Furniture & Wood-Working Machine Exhibition 2016	2016/5/25	4	Shandong	Qingdao	Qingdao International Convention and Exhibition Centre	120000
814	2016 15th Qingdao International Auto Show	2016/5/11	6	Shandong	Qingdao	Qingdao International Convention and Exhibition Centre	120000
815	2016 17th China (Shouguang) International Vegetable Fair	2016/4/20	41	Shandong	Shouguang	Shouguang International Convention Center	120000
816	2016 11th China (Boxing) International Kitchenware Festival	2016/10/26	3	Shandong	Zibo	Shandong Xingfu Aobo Kitchenware Store Exhibition Center	120000
817	2016 15th Qilu (Linyi) Indoor Auto Exhibition	2016/4/1	4	Shandong	Linyi	Linyi South of Shandong International Convention and Exhibition Center	100000
818	2016 16th Qilu Auto Show	2016/9/8	4	Shandong	Linyi	Linyi South of Shandong International Convention and Exhibition Center	100000
819	2016 Qingdao Auto Show	2016/9/7	6	Shandong	Qingdao	Qingdao International Convention and Exhibition Centre	100000
820	2016 China Animal Husbandry Expo	2016/5/18	3	Shandong	Jimo	Qingdao International Expo Center	100000
821	2016 19th Qingdao International Machine Tools Exhibition	2016/8/2	5	Shandong	Qingdao	Qingdao International Convention and Exhibition Centre	80000
822	2016 16th China International Furniture & Wood-Working Machinery Expo Ji'nan	2016/8/11	4	Shandong	Ji'nan	Ji'nan International Convention and Exhibition Center	80000
823	2016 China (Linyi) International Trade and Logistics Fair	2016/9/9	3	Shandong	Linyi	Linyi South of Shandong International Convention and Exhibition Center	80000
824	2016 China (Linyi) International Trade and Logistics Fair	2016/9/24	3	Shandong	Linyi	Linyi South of Shandong International Convention and Exhibition Center	80000
825	2016 21st China (Qingdao) Fisheries & Seafood Expo	2016/11/2	3	Shandong	Jimo	Qingdao International Expo Center	80000
826	2016 15th China International Furniture & Wood-Working Machinery Expo Ji'nan	2016/4/21	4	Shandong	Ji'nan	Ji'nan International Convention and Exhibition Center	70000
827	2016 6th Shandong Cultural & Creative Industries Fair	2016/8/25	4	Shandong	Ji'nan	Ji'nan International Convention and Exhibition Center	70000
828	2016 5th Shan Dong Energy-saving car Exhibition	2016/8/19	3	Shandong	Ji'nan	Ji'nan International Convention and Exhibition Center	70000
829	2016 Yantai Auto show	2016/4/7	5	Shandong	Yantai	Yantai International Expo Center	62000
830	2016 Yantai International Automobile Industry Exhibition 2016	2016/9/8	5	Shandong	Yantai	Yantai International Expo Center	62000
831	Tire Fair of 2016	2016/4/9	3	Shandong	Qingdao	Qingdao International Convention and Exhibition Centre	60000
832	2016 Shandong Spring Auto Show	2016/4/7	4	Shandong	Ji'nan	Ji'nan Shungeng International Convention and Exhibition Center	60000
833	2016 75th Shandong Spring Sugar & Wine Fair 2016	2016/4/23	2	Shandong	Zibo	Chinese Ceramics Science and Technology City (Zibo International Convention and Exhibition Center)	60000
834	2016 Automobile Trade Fair Qilu Autumn	2016/9/8	4	Shandong	Ji'nan	Ji'nan International Convention and Exhibition Center	60000

Appendix 1 Schedule of Trade Fairs above 20,000 m² held in Mainland China in 2016

SN	Exhibition Name	Opening Date	Duration	Province	City	Venue	Area
835	2016 13th China (Qingdao) International Building & Decoration Materials Exposition	2016/7/16	4	Shandong	Jimo	Qingdao International Expo Center	60000
836	2016 13th China Linyi Car Accessories Fair 2016	2016/3/23	3	Shandong	Linyi	Linyi South of Shandong International Convention and Exhibition Center	60000
837	2016 China (Linyi) New Energy Vehicles, Electric Vehicles and Parts Exhibition	2016/9/17	3	Shandong	Linyi	Linyi South of Shandong International Convention and Exhibition Center	60000
838	Shandong Sugar and Wine Fair	2016/8/12	3	Shandong	Linyi	Linyi South of Shandong International Convention and Exhibition Center	60000
839	2016 10th Qingdao International stone Exhibition	2016/7/16	4	Shandong	Jimo	Qingdao International Expo Center	52500
840	2016 10th Shandong International Electrical Vehicles Exhibition	2016/3/11	3	Shandong	Ji'nan	Ji'nan International Convention and Exhibition Center	52000
841	2016 11th China New-Energy and Electrical Vehicles & Accessories Exhibition 2016	2016/4/16	3	Shandong	Linyi	Linyi South of Shandong International Convention and Exhibition Center	50000
842	2016 10th Ji'nan National Food Expo	2016/5/20	3	Shandong	Ji'nan	Ji'nan International Convention and Exhibition Center	50000
843	2016 14th Laizhou International Stone Show	2016/9/9	3	Shandong	Laizhou	Laizhou International Convention & Exhibition Center	50000
844	2016 China (North) Cookware and hotel Articles Exhibition	2016/3/16	3	Shandong	Linyi	Linyi South of Shandong International Convention and Exhibition Center	50000
845	The 18th China Qingdao International Sewing Equipment Exhibition 2016	2016/6/30	3	Shandong	Qingdao	Qingdao International Convention and Exhibition Centre	50000
846	2016 Innovative Achievements Exhibition of ICT Exhibition	2016/6/23	2	Shandong	Qingdao	Qingdao International Convention and Exhibition Centre	50000
847	China Shandong International Textile Expo 2016	2016/6/30	3	Shandong	Qingdao	Qingdao International Convention and Exhibition Centre	50000
848	18th China International Industrial Equipment (Qingdao) Fair	2016/8/3	3	Shandong	Qingdao	Qingdao International Convention and Exhibition Centre	50000
849	The Fourth China Intangible Cultural Heritage Expo 2016	2016/9/21	5	Shandong	Ji'nan	Ji'nan International Convention and Exhibition Center	45000
850	2016 10th Shandong International Alcohol Fair	2016/11/18	3	Shandong	Ji'nan	Ji'nan International Convention and Exhibition Center	45000
851	2016 National Early Childhood Education Summit 2016 China Infants & Kids Educational Equipment Expo	2016/8/12	3	Shandong	Tai'an	Taishan International Exhibition Center	42279
852	The 7th China Guangrao International Rubber Tire & Automobile Parts Exhibition 2016	2016/5/15	3	Shandong	Dongying	Guangrao International Exhibition Center	42000
853	2016 13th National Fertilizer Information Exchange & Products Fair	2016/9/28	2	Shandong	Qingdao	Qingdao International Convention and Exhibition Centre	41000
854	2016 19th Ji'nan International Machine Tool Expo	2016/3/2	3	Shandong	Ji'nan	Ji'nan International Convention and Exhibition Center	40000
855	2016 13th China Qingdao International Rubber Technology Expo	2016/4/9	3	Shandong	Qingdao	Qingdao International Convention and Exhibition Centre	40000
856	2016 24th Ji'nan Spring International Advertising, LED Exhibition	2016/3/31	3	Shandong	Ji'nan	Ji'nan International Convention and Exhibition Center	40000
857	2016 16th China(Qingdao) International Fashion Clothing Show	2016/5/11	5	Shandong	Qingdao	Qingdao International Convention and Exhibition Centre	40000
858	2016 9th China (Dongying) International Petroleum and Petrochemical Equipment & Technology Exhibition	2016/9/27	3	Shandong	Dongying	Yellow River International Convention and Exhibition Center	40000
859	2016 Shandong Plant Protection Products Expo	2016/10/20	2	Shandong	Ji'nan	Ji'nan International Convention and Exhibition Center	40000
860	2016 China Ji'nan International Beauty Industry Expo	2016/5/5	3	Shandong	Ji'nan	Ji'nan International Convention and Exhibition Center	40000
861	The 18th Shandong International Heating, Boiler, Air Conditioner Technology & Equipment Exhibition 2016	2016/5/12	3	Shandong	Ji'nan	Ji'nan International Convention and Exhibition Center	40000
862	2016 11th China Weifang Door, Window & Curtain Wall Expo	2016/5/16	3	Shandong	Weifang	Fuwah International Exhibition Center	40000
863	The Seventh China Dairy Industry Conference and The 2016 China Dairy Industry Exhibition	2016/6/2	3	Shandong	Qingdao	Qingdao International Convention and Exhibition Centre	40000
864	2016 China (Qingdao) International Ocean Science and Technology Exhibition	2016/9/26	3	Shandong	Jimo	Qingdao International Expo Center	40000
865	2016 18th China □Qingdao□ International Power Transmission and Control Technology Exhibition	2016/8/3	3	Shandong	Qingdao	Qingdao International Convention and Exhibition Centre	40000
866	2016 10th Yantai International Wine Exposition	2016/10/15	4	Shandong	Yantai	Yantai International Expo Center	38000
867	2016 4th China Ji'nan international nutrition and Health Industry Expo	2016/5/5	3	Shandong	Ji'nan	Ji'nan International Convention and Exhibition Center	38000
868	2016 5th China Ji'nan international nutrition and Health Industry Expo	2016/8/11	3	Shandong	Qingdao	Qingdao International Convention and Exhibition Centre	38000
869	Fifth The 2016 China (Linyi) Hardware Fair	2016/6/25	3	Shandong	Linyi	Linyi South of Shandong International Convention and Exhibition Center	37000
870	2016 35th China Spring International Medical Instrument Expo & International Hospital Management Forum Series Shandong 2016	2016/3/16	3	Shandong	Ji'nan	Ji'nan International Convention and Exhibition Center	35000
871	2016 Third China (Linyi) Flower Seedlings Trade Fair	2016/10/29	2	Shandong	Linyi	Linyi Luxin International Convention and Exhibition Center	35000
872	The Thirty-Sixth China International Medical Equipment (Shandong) Expo 2016	2016/9/1	3	Shandong	Ji'nan	Ji'nan International Convention and Exhibition Center	35000
873	2016 China (Qingdao) International Pharmaceutical & Chemical Science & Technology Expo	2016/8/25	3	Shandong	Qingdao	Qingdao International Convention and Exhibition Centre	32000
874	2016 11th China (Shandong) International Equipment Manufacturing Industry Exposition	2016/3/21	3	Shandong	Ji'nan	Ji'nan International Convention and Exhibition Center	31400
875	Twenty-Fifth 2016 International Advertising Four New, LED (Autumn) Exhibition In Ji'nan	2016/9/1	3	Shandong	Ji'nan	Ji'nan International Convention and Exhibition Center	30005
876	2016 Jingpu Cup China Linyi Spring Solar Energy Application Exhibition	2016/2/25	3	Shandong	Linyi	Linyi Shangcheng International Convention and Exhibition Center	30000
877	2016 China Heze International Agricultural Products Fair	2016/4/8	3	Shandong	Heze	China Forestry Exhibition Hall	30000
878	2016 15th China Ji'nan International Public Security Products & Scientific Police-Supporting Equipment Expo	2016/3/26	3	Shandong	Ji'nan	Ji'nan International Convention and Exhibition Center	30000
879	2016 22nd China Ji'nan International Building Decoration Exhibition	2016/4/15	3	Shandong	Ji'nan	Ji'nan International Convention and Exhibition Center	30000
880	2016 10th China Qingdao International Tea Culture Expo & Purple Sand Art Exhibition 2016	2016/6/10	4	Shandong	Qingdao	Qingdao International Convention and Exhibition Centre	30000
881	2016 Weihai International Food Exhibition	2016/6/17	4	Shandong	Weihai	Wenzhou International Exhibition Center	30000
882	2016 Linyi International Food Exhibition	2016/9/1	4	Shandong	Linyi	Linyi Shangcheng International Convention and Exhibition Center	30000



SN	Exhibition Name	Opening Date	Duration	Province	City	Venue	Area
883	2016 7th China (Qingdao) Commercial Vehicle Exhibition	2016/3/25	3	Shandong	Qingdao	Qingdao International Convention and Exhibition Centre	30000
884	2016 8th China (Weifang) Commercial Vehicle Exhibition	2016/10/20	3	Shandong	Weifang	Shandong-Taiwan Convention and Exhibition Center	30000
885	2016 12th China (Weifang) Food Processing and Packaging Equipment Exhibition	2016/5/6	3	Shandong	Weifang	Weifang Shandong-Taiwan Convention and Exhibition Center	30000
886	2016 Ninth China International Seed Industry Exposition and The 14th National Seed Exchange of Information and Products Fair	2016/9/28	3	Shandong	Ji'nan	Ji'nan International Convention and Exhibition Center	30000
887	2016 China Tea Expo	2016/10/28	4	Shandong	Ji'nan	Ji'nan International Convention and Exhibition Center	30000
888	30th China (Qingdao) International Beauty, Hairdressing & Cosmetics Expo 2016	2016/10/20	3	Shandong	Qingdao	Qingdao International Convention and Exhibition Centre	30000
889	2016 Ji'nan International Machine Show	2016/10/15	3	Shandong	Ji'nan	Ji'nan International Convention and Exhibition Center	30000
890	2016 Secret Technology Exchange Conference & Expo	2016/10/13	3	Shandong	Qingdao	Qingdao International Convention and Exhibition Centre	30000
891	The Third China (Taishan) International Mining Equipment and Technology Exhibition In 2016	2016/8/31	3	Shandong	Ta'an	Taishan International Exhibition Center	30000
892	2016 4th China (Linyi) International Hardware & Electromechanical Expo	2016/12/18	3	Shandong	Linyi	Linyi South of Shandong International Convention and Exhibition Center	30000
893	2016 18th Qingdao (China) Plastics Industry Expo	2016/8/3	3	Shandong	Qingdao	Qingdao International Convention and Exhibition Centre	30000
894	2016 China (Ji'nan) Lubricating Oil, Grease and Application Technology Exhibition	2016/11/13	3	Shandong	Ji'nan	Ji'nan International Convention and Exhibition Center	30000
895	2016 China Shandong (Weifang) International Agricultural Aviation Plant Protection and Intelligent Equipment Exhibition	2016/11/25	2	Shandong	Weifang	Shandong-Taiwan Convention and Exhibition Center	30000
896	Thirty-Second 2016 China (Ji'nan) International Beauty and Hairdressing Cosmetic Products Fair	2016/11/4	3	Shandong	Ji'nan	Ji'nan International Convention and Exhibition Center	30000
897	2016 11th East Asia Food Exhibition	2016/6/3	4	Shandong	Yantai	Yantai International Expo Center	28000
898	2016 China (Qingdao) Arts and Crafts Master Jewelry Show	2016/6/17	4	Shandong	Qingdao	Qingdao International Convention and Exhibition Centre	27100
899	2016 9th China (Ji'nan) International Information Technology Exposition	2016/10/15	3	Shandong	Ji'nan	Ji'nan International Convention and Exhibition Center	26400
900	2016 5th Qingdao International Tea Expo	2016/10/14	4	Shandong	Qingdao	Qingdao International Convention and Exhibition Centre	26200
901	2016 Shandong (Qingdao) International Autumn Tea Expo	2016/12/2	4	Shandong	Qingdao	Huaxiu International Convention and Exhibition Center	26200
902	2016 15th East China International Electronics Industry Exhibition	2016/7/28	3	Shandong	Qingdao	Qingdao International Convention and Exhibition Centre	25000
903	2016 Second China(Shandong) International Pet Aquarium Supplies Exhibition	2016/5/6	4	Shandong	Ji'nan	Ji'nan International Convention and Exhibition Center	25000
904	2016 China (Shandong) International Pet Aquarium Supplies Exhibition	2016/9/2	4	Shandong	Qingdao	Shandong International Agricultural Product Demonstration Transaction Center	25000
905	2016 Shandong Ji'nan Spring International Cosmetic Industry Expo	2016/3/30	3	Shandong	Qingdao	Qingdao International Convention and Exhibition Centre	25000
906	2016 14th Ji'nan International Tea Industry Exhibition	2016/5/27	4	Shandong	Ji'nan	Ji'nan International Convention and Exhibition Center	25000
907	2016 Qilu Autumn Real Estate Fair	2016/9/16	3	Shandong	Ji'nan	Ji'nan Shungeng International Convention and Exhibition Center	24000
908	China (Yantai) International Housing Industry Expo 2016	2016/6/17	4	Shandong	Yantai	Yantai International Expo Center	24000
909	2016 4th China (Shandong) International Fire Safety Technology & Emergency Rescue Equipment Expo	2016/6/17	3	Shandong	Ji'nan	Ji'nan International Convention and Exhibition Center	23600
910	2016 China Qingdao International Artware, Artwork, Collectible & Classical Furniture Expo 2016	2016/3/25	4	Shandong	Qingdao	Qingdao International Convention and Exhibition Centre	22100
911	Ninth New Technologies, New Equipment and Technology Exhibition of The 2016 Urban and Rural Environmental Sanitation In Shandong Province	2016/5/16	3	Shandong	Linyi	Linyi South of Shandong International Convention and Exhibition Center	22000
912	2016 Qingdao World Imports & Procurement Conference	2016/6/30	4	Shandong	Qingdao	Qingdao International Convention and Exhibition Centre	22000
913	2016 China (Qingdao) Huaxia Housing and Furnishing Exposition	2016/11/4	3	Shandong	Qingdao	Qingdao International Convention and Exhibition Centre	20000
914	2016 11th China (Qingdao) International LED Expo	2016/7/28	3	Shandong	Qingdao	Qingdao International Convention and Exhibition Centre	20000
915	2016 China (Shandong) Agricultural Science and Technology Expo	2016/2/27	2	Shandong	Ji'nan	Ji'nan International Convention and Exhibition Center	20000
916	2016 11th China Linyi Machine tool and Mould Expo	2016/5/28	3	Shandong	Linyi	Linyi Luxin International Convention and Exhibition Center	20000
917	2016 14th Qingdao international metal processing technology and equipment exhibition	2016/3/18	3	Shandong	Qingdao	Qingdao International Convention and Exhibition Centre	20000
918	2016 China Yantai International Art Expo	2016/3/18	4	Shandong	Yantai	Yantai International Expo Center	20000
919	The 10th China Weifang International Artware Expo 2016	2016/4/3	5	Shandong	Weifang	Fuwah International Exhibition Center	20000
920	2016 Weihai Spring Fishing Tackle and Accessories Exhibition	2016/3/25	3	Shandong	Weihai	Wenzhou International Exhibition Center	20000
921	2016 13th Dongying Spring Auto Expo 2016	2016/4/21	4	Shandong	Dongying	Yellow River International Convention and Exhibition Center	20000
922	2016 Weifang International Kite and Art Exhibition	2016/4/16	6	Shandong	Weifang	Weifang Shandong-Taiwan Convention and Exhibition Center	20000
923	2016 4th Shandong International Musical Instrument Industry Exhibition 2016	2016/4/7	4	Shandong	Ji'nan	Shandong Machinery Equipment Exhibition Center	20000
924	2016 Weifang China New Energy Auto Show	2016/5/1	3	Shandong	Weifang	Fuwah International Exhibition Center	20000
925	2016 Shandong International Jewelry Expo	2016/5/20	4	Shandong	Ji'nan	Ji'nan Shungeng International Convention and Exhibition Center	20000
926	2016 13th Shandong International Classical Red Wood Furniture & Collectible Expo 2016	2016/5/13	4	Shandong	Ji'nan	Ji'nan Shungeng International Convention and Exhibition Center	20000
927	2016 11th East China Industrial Equipment Expo 2016	2016/5/28	3	Shandong	Linyi	Linyi South of Shandong International Convention and Exhibition Center	20000
928	2016 Fifth China (Ji'nan) South Korean Commodity Fair	2016/7/1	3	Shandong	Ji'nan	Ji'nan International Convention and Exhibition Center	20000
929	Eighteenth The 2016 China (Qingdao) International Fabrics, Accessories and Yarn Exhibition	2016/6/30	3	Shandong	Qingdao	Qingdao International Convention and Exhibition Centre	20000
930	2016 14th China Linyi Car Accessories Fair 2016	2016/9/9	3	Shandong	Linyi	Linyi South of Shandong International Convention and Exhibition Center	20000
931	2016 17th International Fruits & Vegetables Expo 2016	2016/10/15	4	Shandong	Yantai	Yantai International Expo Center	20000

SN	Exhibition Name	Opening Date	Duration	Province	City	Venue	Area
932	2016 9th China International Pharmaceutical Machinery Exhibition	2016/3/26	3	Shandong	Ji'nan	Ji'nan International Convention and Exhibition Center	20000
933	Second The 2016 China (Ji'nan) International Auto Parts Exhibition	2016/6/22	3	Shandong	Ji'nan	Ji'nan International Convention and Exhibition Center	20000
934	2016 China (Qingdao) International Buddhist Cultural Products Exhibition	2016/7/28	4	Shandong	Qingdao	Qingdao International Convention and Exhibition Centre	20000
935	2016 CGC (Weihai) Expo	2016/10/15	3	Shandong	Weihai	Wenzhou International Exhibition Center	20000
936	2016 Shandong (Weifang) Tangjiu Food Fair	2016/5/6	3	Shandong	Weifang	Weifang Shandong-Taiwan Convention and Exhibition Center	20000
937	2016 8th Shandong Yantai International Spring Tea Expo	2016/5/20	4	Shandong	Yantai	Yantai International Expo Center	20000
938	2016 Linyi Children Products Expo	2016/4/26	3	Shandong	Linyi	Linyi South of Shandong International Convention and Exhibition Center	20000
939	26th 2016 Ji'nan Arts and Crafts Collection and Antique Furniture Exhibition	2016/5/20	4	Shandong	Ji'nan	Ji'nan Shungeng International Convention and Exhibition Center	20000
940	27th 2016 Ji'nan Arts and Crafts Collection and Antique Furniture Exhibition	2016/8/5	4	Shandong	Ji'nan	Ji'nan Shungeng International Convention and Exhibition Center	20000
941	28th 2016 Ji'nan Arts and Crafts Collection and Antique Furniture Exhibition	2016/11/25	4	Shandong	Ji'nan	Ji'nan Shungeng International Convention and Exhibition Center	20000
942	Eleventh 2016 China (Ji'nan) TV Home Festival	2016/6/4	4	Shandong	Ji'nan	Ji'nan International Convention and Exhibition Center	20000
943	Twelfth 2016 China (Ji'nan) TV Home Festival	2016/9/23	4	Shandong	Ji'nan	Ji'nan International Convention and Exhibition Center	20000
944	2016 China (Ji'nan) International Environmental Protection Industry Expo	2016/9/6	3	Shandong	Ji'nan	Ji'nan International Convention and Exhibition Center	20000
945	2016 Ji'nan Autumn Fishing Tools Exhibition	2016/9/9	3	Shandong	Ji'nan	Shandong Machinery Equipment Exhibition Center	20000
946	2016 China (Ji'nan) Huaxia Housing and Furnishing Exposition	2016/9/15	3	Shandong	Ji'nan	Ji'nan International Convention and Exhibition Center	20000
947	China-Japan-Korea Industries Expo 2016	2016/9/23	3	Shandong	Weifang	Weifang Shandong-Taiwan Convention and Exhibition Center	20000
948	2016 Chinese (Ji'nan) International Paper and maternal and infant children, elderly care products exhibition	2016/9/28	3	Shandong	Ji'nan	Ji'nan International Convention and Exhibition Center	20000
949	2016 Seventeenth China Arts and Crafts Master Works and Art Exhibition	2016/10/27	5	Shandong	Qingdao	Qingdao International Convention and Exhibition Centre	20000
950	2016 31st Shandong Animal Husbandry Fair	2016/10/24	2	Shandong	Ji'nan	Ji'nan International Convention and Exhibition Center	20000
951	2016 11th Northern China (Ji'nan) Tea Trading Expo and Purple Sand Art Festival	2016/8/25	4	Shandong	Ji'nan	Ji'nan Shungeng International Convention and Exhibition Center	20000
952	2016 China (Qingdao) International Maternity Baby Children Products Exhibition	2016/11/8	3	Shandong	Qingdao	Qingdao International Convention and Exhibition Centre	20000
953	2016 China (Ji'nan) International Fertilizer New Technology and Application Expo	2016/11/23	3	Shandong	Ji'nan	Ji'nan International Convention and Exhibition Center	20000
954	The 23rd Ji'nan International Jewelry Jade Jewelry Exhibition (2016)	2016/5/20	4	Shandong	Ji'nan	Ji'nan Shungeng International Convention and Exhibition Center	20000
955	2016 China (Shandong) International Pet aquarium supplies exhibition	2016/5/6	4	Shandong	Ji'nan	Ji'nan International Convention and Exhibition Center	20000
956	2016 Qingdao Autumn Fishing Tackle Exhibition	2016/9/26	3	Shandong	Jimo	Qingdao International Expo Center	20000
957	The 10th Taiyuan Top International Auto Exhibition 2016	2016/10/27	5	Shanxi	Taiyuan	China Taiyuan Coal Transaction Center	66500
958	2016 China (Taiyuan) International Automobile Exhibition	2016/5/14	5	Shanxi	Taiyuan	China Taiyuan Coal Transaction Center	50000
959	2016 Sixth Shanxi (Taiyuan) International New Energy Automobile Electric Car Exhibition	2016/9/21	3	Shanxi	Taiyuan	Shanxi Exhibition Hall	50000
960	2016 Sixth China (Taiyuan) International Automobile Exhibition	2016/8/18	4	Shanxi	Taiyuan	China Taiyuan Coal Transaction Center	40000
961	The 15th Taiyuan Exhibition on the Technology & Equipment of Coal Industry 2016	2016/4/22	3	Shanxi	Taiyuan	Shanxi Exhibition Hall	36000
962	2016 China Shanxi Special Agricultural Products Trade Expo	2016/10/23	5	Shanxi	Taiyuan	China Taiyuan Coal Transaction Center	35600
963	2016 Third China (Taiyuan) International Tea Industry Exposition	2016/7/15	4	Shanxi	Taiyuan	China Taiyuan Coal Transaction Center	30000
964	2016 China (Shanxi) International Net Gas, Water Fair	2016/8/15	3	Shanxi	Taiyuan	China Taiyuan Coal Transaction Center	30000
965	2016 Second China (Shanxi) Hotel Supplies Procurement Fair Here	2016/4/16	3	Shanxi	Taiyuan	Shanxi Exhibition Hall	20000
966	2016 Shanxi Advertising & LED Exhibition	2016/3/18	3	Shanxi	Taiyuan	China Taiyuan Coal Transaction Center	20000
967	2016 China Taiyuan Buddhist Culture Expo	2016/7/8	4	Shanxi	Taiyuan	China Taiyuan Coal Transaction Center	20000
968	China Taiyuan International Coal Industry Expo, 2016	2016/9/26	4	Shanxi	Taiyuan	Shanxi Exhibition Hall	20000
969	The Sixth Shanxi Province Energy Conservation and Emissions Reduction, Low Carbon Development Exposition	2016/10/26	3	Shanxi	Taiyuan	Shanxi Exhibition Hall	20000
970	The Twentieth Chinese East West Cooperation and Investment Trade Fair and The Silk Road International Expo	2016/5/13	5	Shaanxi	Xi'an	Xian Qujiang International Conference and Exhibition Centre	300000
971	The Twentieth Chinese East West Cooperation and Investment Trade Fair and The Silk Road International Expo	2016/5/13	5	Shaanxi	Xi'an	Xi'an Greenland Pico International Conference & Exhibition Center	300000
972	2016 International Auto Industry Exhibition	2016/7/6	6	Shaanxi	Xi'an	Xian Qujiang International Conference and Exhibition Centre	100000
973	China West International Equipment Manufacturing Exposition 2016	2016/3/17	3	Shaanxi	Xi'an	Xian Qujiang International Conference and Exhibition Centre	80000
974	2016 Xi'an May Day Auto Expo	2016/4/29	7	Shaanxi	Xi'an	Xian Qujiang International Conference and Exhibition Centre	80000
975	2016 China Western International Sanitation Equipment and Municipal Cleaning Equipment Exhibition	2016/3/17	4	Shaanxi	Xi'an	Xian Qujiang International Conference and Exhibition Centre	80000
976	2016 15th Xi'an International Furniture Fair	2016/10/21	4	Shaanxi	Xi'an	Xian Qujiang International Conference and Exhibition Centre	60000
977	2016 80th National Auto Parts Trade Fair	2016/10/28	3	Shaanxi	Xi'an	Xian Qujiang International Conference and Exhibition Centre	60000
978	Eighth The 2016 Western China Cultural Industry Expo	2016/9/9	4	Shaanxi	Xi'an	Xian Qujiang International Conference and Exhibition Centre	55000
979	2016 17th Xi'an International Hospitality Equipment & Supplies Fair	2016/5/26	3	Shaanxi	Xi'an	Xian Qujiang International Conference and Exhibition Centre	50000
980	2016 Xian Living Fair	2016/3/23	4	Shaanxi	Xi'an	Xian Qujiang International Conference and Exhibition Centre	50000
981	Five provinces in western China agricultural science and technology exposition of 2016 (Xi'an Exhibition)	2016/11/3	2	Shaanxi	Xi'an	Xian Qujiang International Conference and Exhibition Centre	50000
982	2016 China Xi'an International Public Security Product & Police Anti-Terrorism Technology and Equipment Expo	2016/4/8	3	Shaanxi	Xi'an	Xian Qujiang International Conference and Exhibition Centre	40000
983	2016 11th China International Hi-Tech Fair in Xi'an	2016/8/12	3	Shaanxi	Xi'an	Xian Qujiang International Conference and Exhibition Centre	40000
984	2016 Fourth China (Xi'an) International Tea Expo west	2016/10/21	4	Shaanxi	Xi'an	Xian Qujiang International Conference and Exhibition Centre	40000



SN	Exhibition Name	Opening Date	Duration	Province	City	Venue	Area
985	2016 8th China (Xi'an) Tangju Food Fair	2016/11/12	4	Shaanxi	Xi'an	Xian Qujiang International Conference and Exhibition Centre	32400
986	The 13th China Eurasian International Army-Civilian Combination & New Industry Expo 2016	2016/8/26	3	Shaanxi	Xi'an	Xian Qujiang International Conference and Exhibition Centre	30000
987	2016 12th China Xi'an Building Energy-Saving & New-Type Material Exhibition 2016	2016/4/22	3	Shaanxi	Xi'an	Xian Qujiang International Conference and Exhibition Centre	30000
988	2016 5th China International Aerospace Components & Application of New Materials, New Technology Expo	2016/3/17	4	Shaanxi	Xi'an	Xian Qujiang International Conference and Exhibition Centre	30000
989	Second 2016 China (Xi'an) International New Energy Vehicle Electric Vehicle Exhibition	2016/6/12	3	Shaanxi	Xi'an	Xian Qujiang International Conference and Exhibition Centre	30000
990	Seventh The 2016 Western China Electric Heating and Electric Heating Technology and Equipment Exhibition	2016/8/12	3	Shaanxi	Xi'an	Xian Qujiang International Conference and Exhibition Centre	30000
991	Third The 2016 China (Xi'an) International Building Decoration Exhibition	2016/8/19	3	Shaanxi	Xi'an	Xian Qujiang International Conference and Exhibition Centre	30000
992	2016 China Northwest (Xi'an) Electric Vehicle / Tricycle and New Energy Vehicles Exhibition	2016/9/2	3	Shaanxi	Xi'an	Xian Qujiang International Conference and Exhibition Centre	30000
993	The Second Xi'an International Environmental Protection Industry Exposition 2016	2016/11/18	3	Shaanxi	Xi'an	Xian Qujiang International Conference and Exhibition Centre	30000
994	2016 China (Xi'an) International Petroleum & Petrochemical Technology and Equipment Exhibition	2016/12/7	3	Shaanxi	Xi'an	Xian Qujiang International Conference and Exhibition Centre	30000
995	2016 China (Xi'an) Child Industry Expo	2016/12/31	4	Shaanxi	Xi'an	Xi'an Greenland Pico International Conference & Exhibition Center	30000
996	Third The 2016 China Xi'an Buddhist Culture Expo	2016/5/27	4	Shaanxi	Xi'an	Xian Qujiang International Conference and Exhibition Centre	28000
997	Western China International Solar Photovoltaic & Semiconductor Lighting Industry Expo 2016	2016/3/24	3	Shaanxi	Xi'an	Xian Qujiang International Conference and Exhibition Centre	27000
998	Fourth 2016 China (Xi'an) International Robot Carnival and Shaanxi Science and Technology Innovation Culture Festival	2016/5/20	3	Shaanxi	Xi'an	Xian Qujiang International Conference and Exhibition Centre	25000
999	Third the 2016 China Xi'an Silk Road International Travel Expo	2016/8/26	3	Shaanxi	Xi'an	Xian Qujiang International Conference and Exhibition Centre	25000
1000	2016 China (Xi'an) International Air Purification, Water Purification Exhibition	2016/10/13	3	Shaanxi	Xi'an	Xi'an Greenland Pico International Conference & Exhibition Center	25000
1001	2016 15th Western China International Coal and New Energy Industry Expo	2016/3/24	3	Shaanxi	Xi'an	Xian Qujiang International Conference and Exhibition Centre	24000
1002	The 11th Western China Car Accessories Expo 2016	2016/3/30	4	Shaanxi	Xi'an	Xian Qujiang International Conference and Exhibition Centre	22000
1003	The 8th China Xi'an International Food Expo and Silk Road Specialty Food Exhibition	2016/4/15	4	Shaanxi	Xi'an	Xian Qujiang International Conference and Exhibition Centre	20000
1004	2016 Silk Road Economic Belt, Xi'an International Advertising Industry Expo	2016/3/26	3	Shaanxi	Xi'an	Xian Qujiang International Conference and Exhibition Centre	20000
1005	2016 China Xian Wedding Industry Procurement Expo	2016/3/8	3	Shaanxi	Xi'an	Xian Qujiang International Conference and Exhibition Centre	20000
1006	The 19th China Xian International Heating, Building Environmental Technology & Equipment Exhibition 2016	2016/4/22	3	Shaanxi	Xi'an	Xian Qujiang International Conference and Exhibition Centre	20000
1007	The 5th Western China Multinational Sourcing Fair 2016	2016/9/22	3	Shaanxi	Xi'an	Xian Qujiang International Conference and Exhibition Centre	20000
1008	Tenth the 2016 China (Xi'an) International Tea Expo	2016/6/10	4	Shaanxi	Xi'an	Xian Qujiang International Conference and Exhibition Centre	20000
1009	2016 7th China (Xi'an) International Jewelry Fair	2016/6/2	5	Shaanxi	Xi'an	Xian Qujiang International Conference and Exhibition Centre	20000
1010	2016 China (Xi'an) Life of Paper and Paper Sanitary Supplies Exhibition and Walking Paper China Paper Net Seventh Life Paper Exhibition	2016/6/16	3	Shaanxi	Xi'an	Xian Qujiang International Conference and Exhibition Centre	20000
1011	2016 Xi'an (Summer) Wedding Expo	2016/7/16	2	Shaanxi	Xi'an	Xian Qujiang International Conference and Exhibition Centre	20000
1012	2016 Chinese western international energy saving and environmental protection boiler and auxiliary equipment new technology and Equipment Exhibition	2016/3/17	4	Shaanxi	Xi'an	Xian Qujiang International Conference and Exhibition Centre	20000
1013	2016 China (Xi'an) Silk Road Logistics Transportation Fair	2016/9/23	3	Shaanxi	Xi'an	Xi'an Greenland Pico International Conference & Exhibition Center	20000
1014	Fifth The 2016 China (Xi'an) Aging Industry and Traditional Chinese Medicine Health Expo	2016/9/9	3	Shaanxi	Xi'an	Xi'an Greenland Pico International Conference & Exhibition Center	20000
1015	Third The 2016 China Xi'an Electronic Commerce Expo	2016/9/18	3	Shaanxi	Xi'an	Xian Qujiang International Conference and Exhibition Centre	20000
1016	2016 8th China (Xi'an) Gifts & Household Products Exhibition	2016/11/12	4	Shaanxi	Xi'an	Xian Qujiang International Conference and Exhibition Centre	20000
1017	2016 China (Xi'an) Electric Vehicle, Tricycle and New Energy Vehicles Exhibition	2016/11/12	2	Shaanxi	Xi'an	Xi'an Greenland Pico International Conference & Exhibition Center	20000
1018	2016 38th China International Furniture Fair (Shanghai)	2016/9/7	4	Shanghai	Shanghai	National (Shanghai) Center for Exhibition and Convention	400000
1019	Automechanika Shanghai 2016	2016/11/30	4	Shanghai	Shanghai	National (Shanghai) Center for Exhibition and Convention	312000
1020	2016 China International Construction Machinery, Building Materials Machinery, Engineering Vehicles and Equipment Exposition	2016/11/22	4	Shanghai	Shanghai	The Shanghai New International Expo Center	300000
1021	2016 China International Auto Products Expo	2016/9/25	3	Shanghai	Shanghai	National (Shanghai) Center for Exhibition and Convention	250000
1022	The 18th China International Industry Fair 2016	2016/11/1	5	Shanghai	Shanghai	National (Shanghai) Center for Exhibition and Convention	230000
1023	2016 24th Shanghai International Advertising Technology & Equipment Exhibition	2016/3/9	4	Shanghai	Shanghai	National (Shanghai) Center for Exhibition and Convention	213272
1024	The 18th Asia Food Ingredients Show 2016	2016/6/21	3	Shanghai	Shanghai	The Shanghai New International Expo Center	200000
1025	2016 22nd China International Furniture Expo	2016/9/8	4	Shanghai	Shanghai	The Shanghai New International Expo Center	200000
1026	Hotex Shanghai	2016/3/29	4	Shanghai	Shanghai	The Shanghai New International Expo Center	200000
1027	2016 China International Trade Fair for Apparel Fabrics and Accessories (Autumn)	2016/10/11	3	Shanghai	Shanghai	National (Shanghai) Center for Exhibition and Convention	200000
1028	CHINA PLAS 2016	2016/4/25	4	Shanghai	Shanghai	The Shanghai New International Expo Center	200000
1029	16th Children-Baby-Maternity Expo 2016	2016/7/20	3	Shanghai	Shanghai	National (Shanghai) Center for Exhibition and Convention	195500
1030	The 19th Bakery China 2016	2016/5/11	4	Shanghai	Shanghai	The Shanghai New International Expo Center	165000
1031	2016 29th China International Hardware Fair	2016/3/30	3	Shanghai	Shanghai	National (Shanghai) Center for Exhibition and Convention	160000

Appendix 1 Schedule of Trade Fairs above 20,000 m2 held in Mainland China in 2016

SN	Exhibition Name	Opening Date	Duration	Province	City	Venue	Area
1032	SNEC 10th (2016) International Photovoltaic Power Generation Conference & Exhibition and Forum	2016/5/24	3	Shanghai	Shanghai	The Shanghai New International Expo Center	160000
1033	The 22nd International Component Manufacturing & Design Show 2016	2016/4/17	4	Shanghai	Shanghai	National (Shanghai) Center for Exhibition and Convention	160000
1034	Intertextile Shanghai Home Textiles Spring 2016	2016/3/16	3	Shanghai	Shanghai	National (Shanghai) Center for Exhibition and Convention	160000
1035	Intertextile Shanghai Home Textiles Autumn 2016	2016/8/24	4	Shanghai	Shanghai	National (Shanghai) Center for Exhibition and Convention	160000
1036	2016 22nd China (Shanghai)Wallpapers, Decorative Textile & Home Soft Decorations Exposition	2016/8/17	3	Shanghai	Shanghai	The Shanghai New International Expo Center	150000
1037	Shanghai International Green Architecture and Construction Materials Expo 2016	2016/7/5	3	Shanghai	Shanghai	The Shanghai New International Expo Center	150000
1038	The 15th China International Toy Model and Education Equipment Exhibition 2016	2016/10/19	3	Shanghai	Shanghai	The Shanghai New International Expo Center	150000
1039	China Licensing Expo	2016/10/19	3	Shanghai	Shanghai	The Shanghai New International Expo Center	150000
1040	Fresh Logistics Asia 2016	2016/6/14	3	Shanghai	Shanghai	The Shanghai New International Expo Center	140000
1041	2016 26th China International Bicycles Exhibition	2016/8/6	4	Shanghai	Shanghai	National (Shanghai) Center for Exhibition and Convention	140000
1042	CPhi & P-MEC China 2016	2016/6/21	3	Shanghai	Shanghai	The Shanghai New International Expo Center	140000
1043	The 18th China International Floor Materials and Decoration Technology Fair 2016	2016/3/22	3	Shanghai	Shanghai	The Shanghai New International Expo Center	138000
1044	2016 ITMA ASIA+CITME	2016/10/21	5	Shanghai	Shanghai	National (Shanghai) Center for Exhibition and Convention	138000
1045	World Elevator & Escalator Expo 2016	2016/5/10	4	Shanghai	Shanghai	National (Shanghai) Center for Exhibition and Convention	135000
1046	China International Fashion Fair	2016/3/16	3	Shanghai	Shanghai	National (Shanghai) Center for Exhibition and Convention	132969
1047	The 17th Asian Food Marketplace 2016	2016/5/5	3	Shanghai	Shanghai	The Shanghai New International Expo Center	126500
1048	2016 Pudong International Automotive Exhibition	2016/9/29	6	Shanghai	Shanghai	The Shanghai New International Expo Center	120000
1049	The 16th China International Hardware Show 2016	2016/10/21	3	Shanghai	Shanghai	National (Shanghai) Center for Exhibition and Convention	120000
1050	2016 China CNC Machine Tool Fair	2016/4/11	5	Shanghai	Shanghai	The Shanghai New International Expo Center	120000
1051	The 21st China International Exhibition Kitchen and Bath Facilities 2016	2016/6/1	4	Shanghai	Shanghai	The Shanghai New International Expo Center	118488
1052	2016 14th ChinaJoy	2016/7/28	4	Shanghai	Shanghai	The Shanghai New International Expo Center	115000
1053	The 110th China Daily-Use Articles Trade Fair 2016	2016/8/4	3	Shanghai	Shanghai	The Shanghai New International Expo Center	115000
1054	China International Medical Equipment Fair	2016/4/17	4	Shanghai	Shanghai	National (Shanghai) Center for Exhibition and Convention	110000
1055	Food Ingredients China 2016	2016/3/23	3	Shanghai	Shanghai	National (Shanghai) Center for Exhibition and Convention	106763
1056	2016 29th China Wedding Expo	2016/2/23	4	Shanghai	Shanghai	The Shanghai New International Expo Center	103500
1057	2016 Music China	2016/10/26	4	Shanghai	Shanghai	The Shanghai New International Expo Center	103500
1058	2016 China International Trade Fair for Apparel Fabrics and Accessories (Spring)	2016/3/16	3	Shanghai	Shanghai	National (Shanghai) Center for Exhibition and Convention	100000
1059	LED CHINA 2016	2016/9/19	4	Shanghai	Shanghai	The Shanghai New International Expo Center	100000
1060	2016 China Machine Tool Exhibition	2016/3/1	4	Shanghai	Shanghai	National (Shanghai) Center for Exhibition and Convention	100000
1061	Aquatech China 2016	2016/6/15	3	Shanghai	Shanghai	National (Shanghai) Center for Exhibition and Convention	100000
1062	2016 China International Fashion Fair	2016/10/11	3	Shanghai	Shanghai	National (Shanghai) Center for Exhibition and Convention	100000
1063	2016 27th China International Glass Industry Exhibition	2016/4/11	4	Shanghai	Shanghai	The Shanghai New International Expo Center	100000
1064	The 18th European Machine Tool Exhibition in Collaboration with the Shanghai International Machine Tool and Robotic Fair 2016	2016/9/25	4	Shanghai	Shanghai	National (Shanghai) Center for Exhibition and Convention	100000
1065	All China Leather Exhibition 2016	2016/8/31	3	Shanghai	Shanghai	The Shanghai New International Expo Center	92000
1066	Power Transmission and Control	2016/11/1	4	Shanghai	Shanghai	The Shanghai New International Expo Center	90000
1067	AUTO EXPO 2016	2016/12/8	3	Shanghai	Shanghai	The Shanghai New International Expo Center	90000
1068	2016 Shanghai Pregnant Women and Infants Expo	2016/3/1	3	Shanghai	Shanghai	The Shanghai New International Expo Center	90000
1069	Tenth the 2016 China International Energy Saving and new energy automotive industry expo 2016 China (Shanghai) International Bus Technology Exhibition	2016/12/8	3	Shanghai	Shanghai	The Shanghai New International Expo Center	90000
1070	The Seventh China International Pipe Fair 2016	2016/9/26	4	Shanghai	Shanghai	The Shanghai New International Expo Center	90000
1071	The Seventh China International Cable & Wire Technology Exhibition In 2016	2016/9/26	4	Shanghai	Shanghai	The Shanghai New International Expo Center	90000
1072	2016 Shanghai International Food, Beverage & Catering Equipment Exhibition	2016/11/7	3	Shanghai	Shanghai	The Shanghai New International Expo Center	85000
1073	2016 Appliance & Electronics World Expo	2016/3/9	4	Shanghai	Shanghai	The Shanghai New International Expo Center	80500
1074	The 16th International Exhibition on Die & Mould Technology and Equipment	2016/6/28	4	Shanghai	Shanghai	The Shanghai New International Expo Center	80000
1075	2016 21st China International Building & Construction Trade Fair	2016/3/23	4	Shanghai	Shanghai	National (Shanghai) Center for Exhibition and Convention	80000
1076	The Sixth China International Exhibition in 2016	2016/10/18	5	Shanghai	Shanghai	The Shanghai New International Expo Center	80000
1077	2016 China (Shanghai) International Foundry, Casting Exhibition	2016/12/8	3	Shanghai	Shanghai	The Shanghai New International Expo Center	80000
1078	The 17th China Environmental Protection Industry Expo 2016	2016/5/5	3	Shanghai	Shanghai	The Shanghai New International Expo Center	72000
1079	2016 16th China (Shanghai) International Optics Fair	2016/2/24	3	Shanghai	Shanghai	Shanghai World Expo Exhibition & Convention Center	70000
1080	Winter Wedding Expo China 2016 (Shanghai)	2016/12/10	2	Shanghai	Shanghai	Shanghai World Expo Exhibition & Convention Center	70000
1081	Electronica China 2016	2016/3/15	3	Shanghai	Shanghai	The Shanghai New International Expo Center	62000
1082	Sixteenth 2016 Gold Spider (Shanghai) Fastener Trade Fair	2016/9/26	4	Shanghai	Shanghai	The Shanghai New International Expo Center	60004
1083	2016 China (Shanghai) Spring Wedding Expo	2016/3/12	2	Shanghai	Shanghai	Shanghai World Expo Exhibition & Convention Center	60000
1084	2016 79th National Auto Parts Trade Fair	2016/5/13	3	Shanghai	Shanghai	Shanghai World Expo Exhibition & Convention Center	60000
1085	The 22nd China International Power Supply Exhibition 2016	2016/11/1	5	Shanghai	Shanghai	National (Shanghai) Center for Exhibition and Convention	60000
1086	The Twelfth China (Shanghai) International Heat Treatment Expo 2016	2016/10/10	3	Shanghai	Shanghai	The Shanghai New International Expo Center	60000
1087	The 11th 2016 Shenzhen International High Performance Film Manufacturing Technology Exhibition	2016/4/26	3	Shanghai	Shanghai	Shanghai World Expo Exhibition & Convention Center	60000
1088	Furniture Manufacturing & Supply China 2016	2016/9/8	4	Shanghai	Shanghai	Shanghai World Expo Exhibition & Convention Center	59000



SN	Exhibition Name	Opening Date	Duration	Province	City	Venue	Area
1089	Autumn Wedding Expo China 2016 (Shanghai)	2016/8/27	2	Shanghai	Shanghai	Shanghai World Expo Exhibition & Convention Center	59000
1090	Summer Wedding Expo China 2016 (Shanghai)	2016/6/18	2	Shanghai	Shanghai	Shanghai World Expo Exhibition & Convention Center	59000
1091	Sign China 2016	2016/9/19	4	Shanghai	Shanghai	The Shanghai New International Expo Center	57500
1092	The 17th China International Agrochemical & Crop Protection Exhibition 2016	2016/3/9	3	Shanghai	Shanghai	The Shanghai New International Expo Center	57500
1093	The 29th SEMICON China 2016 and Seminar	2016/3/15	3	Shanghai	Shanghai	The Shanghai New International Expo Center	57500
1094	Shanghai International Automotive Manufacturing Technology, Equipment and Materials Show 2016	2016/8/24	3	Shanghai	Shanghai	The Shanghai New International Expo Center	57500
1095	2016 Eleventh Asian doors, windows and sun Technology Fair	2016/3/22	3	Shanghai	Shanghai	The Shanghai New International Expo Center	57500
1096	CHINA KIDS EXPO 2016	2016/10/19	3	Shanghai	Shanghai	The Shanghai New International Expo Center	57500
1097	ProPak China 2016	2016/7/13	3	Shanghai	Shanghai	The Shanghai New International Expo Center	56000
1098	2016 China International Bearing Industry Exhibition	2016/9/20	4	Shanghai	Shanghai	Shanghai World Expo Exhibition & Convention Center	53000
1099	2016 Shanghai Expo Leisure	2016/4/7	4	Shanghai	Shanghai	Shanghai World Expo Exhibition & Convention Center	52000
1100	The 92th China International Occupational Safety & Health Goods Expo 2016	2016/4/17	3	Shanghai	Shanghai	The Shanghai New International Expo Center	50000
1101	2016 Shanghai International Logistics Technology and Equipment Exhibition	2016/4/21	3	Shanghai	Shanghai	Shanghai World Expo Exhibition & Convention Center	50000
1102	The 16th Shanghai Packtech & Foodtech 2016	2016/5/5	3	Shanghai	Shanghai	The Shanghai New International Expo Center	50000
1103	Pet Fair Asia 2016	2016/8/18	4	Shanghai	Shanghai	Shanghai World Expo Exhibition & Convention Center	50000
1104	The 88th China Electronics Fair 2016	2016/11/8	3	Shanghai	Shanghai	The Shanghai New International Expo Center	50000
1105	The 24th Shanghai International Wine Fair	2016/12/15	3	Shanghai	Shanghai	The Shanghai New International Expo Center	50000
1106	2016 Shanghai International Auto Parts and Service Exhibition	2016/6/28	3	Shanghai	Shanghai	The Shanghai New International Expo Center	50000
1107	2016 China International Travel Mart	2016/11/11	3	Shanghai	Shanghai	The Shanghai New International Expo Center	50000
1108	2016 12th China International Animation, Cartoon & Video Game Expo	2016/7/7	5	Shanghai	Shanghai	Shanghai World Expo Exhibition & Convention Center	48000
1109	Shanghai International Brew & Beverage Manufacturing Technology and Equipment Exhibition 2016	2016/6/14	3	Shanghai	Shanghai	The Shanghai New International Expo Center	47000
1110	Laser World of Photonics China 2016	2016/3/15	3	Shanghai	Shanghai	The Shanghai New International Expo Center	46000
1111	The 24th Expo Build China 2016	2016/3/29	4	Shanghai	Shanghai	The Shanghai New International Expo Center	45000
1112	The 12th Shanghai Metal Expo 2016	2016/10/1	3	Shanghai	Shanghai	The Shanghai New International Expo Center	45000
1113	2016 Shanghai international floor maintenance exhibition and Shanghai international concrete floor	2016/3/29	3	Shanghai	Shanghai	Shanghai World Expo Exhibition & Convention Center	45000
1114	2016 11th Shanghai International Petroleum Petrochemical Natural Gas Technology Equipment Exhibition	2016/11/15	3	Shanghai	Shanghai	Shanghai Convention & Exhibition Center of International Sourcing	45000
1115	2016 7th International Exhibition For Logistics, Mobility, It and Supply Chain Management (Transport Logistic China)	2016/6/14	3	Shanghai	Shanghai	The Shanghai New International Expo Center	44000
1116	2016 Shanghai International Jewelry Exhibition	2016/5/5	5	Shanghai	Shanghai	Shanghai World Expo Exhibition & Convention Center	42000
1117	BUSTEC 2016	2016/6/9	3	Shanghai	Shanghai	The Shanghai New International Expo Center	42000
1118	2016 Fasten Expo Shanghai and Shanghai Automotive Fastens, Stamping Parts and Lathe Parts Exhibition	2016/6/23	3	Shanghai	Shanghai	Shanghai World Expo Exhibition & Convention Center	42000
1119	2016 20th China International Exhibition & Symposium on Dental Equipment, Technology & Products	2016/10/26	4	Shanghai	Shanghai	Shanghai World Expo Exhibition & Convention Center	42000
1120	2016 16th China International Dyestuff Industry, Organic Pigment & Textile Chemicals Exhibition	2016/4/13	3	Shanghai	Shanghai	Shanghai World Expo Exhibition & Convention Center	40000
1121	The 8th China International Bearing Industry Exhibition 2016	2016/5/16	3	Shanghai	Shanghai	Shanghai Everbright Convention & Exhibition Center	40000
1122	The 9th China (Shanghai) International Mine, Cranes Exhibition 2016	2016/5/31	3	Shanghai	Shanghai	Shanghai World Expo Exhibition & Convention Center	40000
1123	Tenth 2016 China (Shanghai) International Nonferrous Metals Exhibition (CINME 2016)	2016/10/10	3	Shanghai	Shanghai	The Shanghai New International Expo Center	40000
1124	Materials Handling Automation Transport/Logistics	2016/11/1	4	Shanghai	Shanghai	The Shanghai New International Expo Center	40000
1125	The 20th China International Nutrition and Health Industry Expo	2016/8/17	3	Shanghai	Shanghai	The Shanghai New International Expo Center	40000
1126	The 8th China (Shanghai) International Petrochemical Technology and Equipment Exhibition 2016	2016/8/23	3	Shanghai	Shanghai	The Shanghai New International Expo Center	38000
1127	2016 17th China Clean Technology and Product Expo	2016/3/29	3	Shanghai	Shanghai	Shanghai World Expo Exhibition & Convention Center	38000
1128	Prolight + Sound Shanghai 2016	2016/10/26	4	Shanghai	Shanghai	The Shanghai New International Expo Center	38000
1129	The 16th China International Electrical Power Electrician Equipment and Technology Exhibition 2016	2016/5/24	3	Shanghai	Shanghai	The Shanghai New International Expo Center	36000
1130	2016 76th API China & PHARMPACK & SINOPHEX	2016/4/18	3	Shanghai	Shanghai	National (Shanghai) Center for Exhibition and Convention	36000
1131	World Congress Shanghai 2016	2016/6/29	3	Shanghai	Shanghai	The Shanghai New International Expo Center	35000
1132	The 8th China (Shanghai) International Battery Industry Fair 2016	2016/8/23	3	Shanghai	Shanghai	The Shanghai New International Expo Center	35000
1133	ALUMINIUM CHINA 2016	2016/7/12	3	Shanghai	Shanghai	The Shanghai New International Expo Center	35000
1134	China Composites Expo 2016	2016/8/31	3	Shanghai	Shanghai	Shanghai World Expo Exhibition & Convention Center	35000
1135	2016 China (Shanghai) International fitness, sports and leisure exhibition	2016/3/6	3	Shanghai	Shanghai	Shanghai World Expo Exhibition & Convention Center	35000
1136	2016 China (Shanghai) International Technology Fair	2016/4/21	3	Shanghai	Shanghai	Shanghai World Expo Exhibition & Convention Center	35000
1137	2016 China (Shanghai) International Tea Industry Expo	2016/5/19	4	Shanghai	Shanghai	Shanghai World Expo Exhibition & Convention Center	35000
1138	Condiment & Food-additives Expo	2016/11/30	3	Shanghai	Shanghai	Shanghai World Expo Exhibition & Convention Center	35000
1139	China International Textile and nonwovens exhibition 2016	2016/10/12	3	Shanghai	Shanghai	The Shanghai New International Expo Center	35000
1140	ISPO SHANGHAI 2016	2016/7/6	3	Shanghai	Shanghai	The Shanghai New International Expo Center	34500
1141	The 25th China International Electronic Circuit Show 2016	2016/3/15	3	Shanghai	Shanghai	The Shanghai New International Expo Center	34500
1142	SAMRT CITY EXPO & CONGRESS	2016/11/1	3	Shanghai	Shanghai	The Shanghai New International Expo Center	34500
1143	The 16th International Exhibition on Rubber Technology & The International Exhibition on Rubber & Elastomer 2016	2016/12/1	3	Shanghai	Shanghai	The Shanghai New International Expo Center	34500
1144	The 110th China Stationery Fair	2016/6/14	3	Shanghai	Shanghai	The Shanghai New International Expo Center	34000

Appendix 1 Schedule of Trade Fairs above 20,000 m2 held in Mainland China in 2016

SN	Exhibition Name	Opening Date	Duration	Province	City	Venue	Area
1145	2016 16th ACE Conference	2016/10/16	3	Shanghai	Shanghai	Shanghai World Expo Exhibition & Convention Center	33500
1146	2016 4th Juhui Infant, Children & Maternity Supplies Expo	2016/8/4	3	Shanghai	Shanghai	The Shanghai New International Expo Center	32000
1147	China Dental Show-CDS Alongside The 18th CSA Annual Meeting	2016/9/25	4	Shanghai	Shanghai	National (Shanghai) Center for Exhibition and Convention	30000
1148	2016 China (Shanghai) Exhibition for Heat Pump Hot Water, Heating, Special Application and Supporting Equipment and China (Shanghai) Exhibition for Heating Industry and Supporting Equipment in the South	2016/3/16	3	Shanghai	Shanghai	Shanghai Everbright Convention & Exhibition Center	30000
1149	2016 16th Shanghai International Exhibition on Public Security Products	2016/5/18	3	Shanghai	Shanghai	Shanghai World Expo Exhibition & Convention Center	30000
1150	The 13th Shanghai International Leather, Synthetic Leather Fair 2016	2016/5/27	3	Shanghai	Shanghai	Shanghai Mart	30000
1151	5th FLOWEX CHINA 2016	2016/6/15	3	Shanghai	Shanghai	National (Shanghai) Center for Exhibition and Convention	30000
1152	ECOTECH CHINA 2016	2016/6/15	3	Shanghai	Shanghai	National (Shanghai) Center for Exhibition and Convention	30000
1153	2016 Shanghai International Advertising Four New Expo	2016/7/5	3	Shanghai	Shanghai	The Shanghai New International Expo Center	30000
1154	2016 China Auto Salon and 2016 RA China (Shanghai) Salon	2016/9/9	3	Shanghai	Shanghai	Shanghai Automobile Exhibition Center	30000
1155	The 6th China Shanghai International Incense Exhibition 2016	2016/9/22	4	Shanghai	Shanghai	Shanghai Exhibition Center	30000
1156	China Tea Fair 2016	2016/9/24	4	Shanghai	Shanghai	National (Shanghai) Center for Exhibition and Convention	30000
1157	2016 12th RA China Auto Salon	2016/10/21	3	Shanghai	Shanghai	Shanghai World Expo Exhibition & Convention Center	30000
1158	SFEC2016 11th Shanghai High-End Imported Food and Drinks Exhibitions	2016/3/25	3	Shanghai	Shanghai	Shanghai Everbright Convention & Exhibition Center	30000
1159	China International Kitchen and Bathroom Expo 2016	2016/10/21	3	Shanghai	Shanghai	National (Shanghai) Center for Exhibition and Convention	30000
1160	Shanghai Money Fair 2016	2016/12/2	3	Shanghai	Shanghai	Shanghai Exhibition Center	30000
1161	The 16th China Agricultural Products (Shanghai) Trade Fair 2016	2016/12/8	5	Shanghai	Shanghai	Shanghai Everbright Convention & Exhibition Center	30000
1162	The 4th Shanghai International Cutting Tools and Equipment Exhibition	2016/10/11	3	Shanghai	Shanghai	Shanghai World Expo Exhibition & Convention Center	30000
1163	China International City new energy vehicle operation and development forum and Exhibition 2016	2016/6/14	3	Shanghai	Shanghai	The Shanghai New International Expo Center	30000
1164	The Eighth 2016 China (Shanghai) International Fluid Machinery Exhibition	2016/11/10	3	Shanghai	Shanghai	Shanghai World Expo Exhibition & Convention Center	30000
1165	2016 Chinese baking equipment and raw materials exhibition in autumn	2016/10/26	3	Shanghai	Shanghai	The Shanghai New International Expo Center	30000
1166	2016 Second China Food & Beverage Industry Expo	2016/10/26	3	Shanghai	Shanghai	Shanghai Exhibition Center	30000
1167	China International Textile yarn (Qidong) exhibition 2016	2016/10/11	3	Shanghai	Shanghai	National (Shanghai) Center for Exhibition and Convention	30000
1168	Shanghai International Grinding Tool Grinding Technology Expo 2016	2016/10/11	3	Shanghai	Shanghai	Shanghai World Expo Exhibition & Convention Center	30000
1169	8th China (Shanghai) International Hospitality Equipment & Supply Sourcing Fair	2016/11/10	3	Shanghai	Shanghai	National (Shanghai) Center for Exhibition and Convention	30000
1170	The 4th China International Industry Exhibition UAV	2016/11/1	5	Shanghai	Shanghai	National (Shanghai) Center for Exhibition and Convention	30000
1171	The 8th Shanghai International Import and Export Food & Beverage Exhibition 2016	2016/12/14	3	Shanghai	Shanghai	The Shanghai New International Expo Center	30000
1172	2016 14th China International Roof & Building Waterproofing Technology Exhibition	2016/7/14	3	Shanghai	Shanghai	Shanghai World Expo Exhibition & Convention Center	30000
1173	SFEC2016 12th Shanghai high-end imported food and drinks exhibitions	2016/12/4	3	Shanghai	Shanghai	Shanghai Everbright Convention & Exhibition Center	30000
1174	The 14th China International Tire Expo 2016	2016/9/26	3	Shanghai	Shanghai	Shanghai World Expo Exhibition & Convention Center	28000
1175	2016 Shanghai (China) International Packaging Products & Materials EXPO	2016/9/26	3	Shanghai	Shanghai	Shanghai Everbright Convention & Exhibition Center	28000
1176	China 2016 Print East	2016/3/9	4	Shanghai	Shanghai	National (Shanghai) Center for Exhibition and Convention	27010
1177	The 11th China (Shanghai) International LED Industrial Technology Expo & Forum	2016/3/9	4	Shanghai	Shanghai	National (Shanghai) Center for Exhibition and Convention	27000
1178	2016 PH Value	2016/10/11	3	Shanghai	Shanghai	National (Shanghai) Center for Exhibition and Convention	26867
1179	The 20th China Bakery Exhibition 2016	2016/11/7	3	Shanghai	Shanghai	The Shanghai New International Expo Center	26477
1180	China International Robot Show 2016	2016/7/6	4	Shanghai	Shanghai	National (Shanghai) Center for Exhibition and Convention	26000
1181	2016 11th Shanghai International Fisheries & Seafood Exposition	2016/8/25	3	Shanghai	Shanghai	The Shanghai New International Expo Center	25600
1182	2016 11th China International Hosiery Purchasing Expo	2016/3/1	3	Shanghai	Shanghai	Shanghai World Expo Exhibition & Convention Center	25000
1183	2016 3rd Shanghai International Jeans Wear Expo	2016/4/19	3	Shanghai	Shanghai	Shanghai World Expo Exhibition & Convention Center	25000
1184	iFair (Shanghai) 2016	2016/3/9	3	Shanghai	Shanghai	The Shanghai New International Expo Center	25000
1185	2016 13th Shanghai International Footwear Fair	2016/5/27	3	Shanghai	Shanghai	Shanghai Mart	25000
1186	2016 5th Shanghai International Dog Expo	2016/3/17	4	Shanghai	Shanghai	Shanghai World Expo Exhibition & Convention Center	25000
1187	2016 26th China International Electronic Production Equipment and Microelectronics Industry Exhibition	2016/4/26	3	Shanghai	Shanghai	Shanghai World Expo Exhibition & Convention Center	25000
1188	The 11th China International Exhibition of Senior Care Rehabilitation Medicine and Healthcare 2016	2016/6/8	3	Shanghai	Shanghai	The Shanghai New International Expo Center	25000
1189	2016 China (Shanghai) International Advanced Ceramics Exhibition & Conference	2016/4/27	3	Shanghai	Shanghai	Shanghai Everbright Convention & Exhibition Center	25000
1190	2016 Shanghai International Children Baby Maternity Industry Expo	2016/5/27	3	Shanghai	Shanghai	Shanghai World Expo Exhibition & Convention Center	25000
1191	The 15th China International Motor Expo and Forum 2016	2016/6/14	3	Shanghai	Shanghai	The Shanghai New International Expo Center	25000
1192	2016 China Shanghai International Housewares, Premium, Arts & Crafts Creative Design Exhibition	2016/6/25	3	Shanghai	Shanghai	Shanghai Mart	25000
1193	Shanghai International Luxury Living and Interior Furnishing Exhibition 2016	2016/8/4	3	Shanghai	Shanghai	The Shanghai New International Expo Center	25000
1194	2016 12th China International Rail Transit Technology Exhibition	2016/8/31	3	Shanghai	Shanghai	Shanghai World Expo Exhibition & Convention Center	25000
1195	2016 Personal Care and Homecare Ingredients (PCHi) trade show	2016/3/1	3	Shanghai	Shanghai	Shanghai World Expo Exhibition & Convention Center	25000
1196	The 6th Shanghai Autumn Tea Expo	2016/11/3	4	Shanghai	Shanghai	Shanghai World Expo Exhibition & Convention Center	25000
1197	Tenth China 2016 (Shanghai) International Outdoor Supplies and Equipment Exhibition	2016/10/31	3	Shanghai	Shanghai	Shanghai Everbright Convention & Exhibition Center	25000
1198	2016 China International Paper Industry Exhibition and Conference	2016/10/11	3	Shanghai	Shanghai	Shanghai World Expo Exhibition & Convention Center	25000
1199	2016 Shanghai Sports Show	2016/11/10	4	Shanghai	Shanghai	Shanghai World Expo Exhibition & Convention Center	25000
1200	2016 14rd China International Semiconductor Expo & Summit	2016/11/8	3	Shanghai	Shanghai	The Shanghai New International Expo Center	25000
1201	2016 Shanghai International Robot Show	2016/12/8	3	Shanghai	Shanghai	The Shanghai New International Expo Center	25000



SN	Exhibition Name	Opening Date	Duration	Province	City	Venue	Area
1202	The Second China (Shanghai) International Food and Beverage Ingredients & Hot Pot Industry Exhibition In 2016	2016/12/15	3	Shanghai	Shanghai	The Shanghai New International Expo Center	25000
1203	16th China (Shanghai) Snacks Food and Famous Specialty Food Expo, 2016	2016/5/6	3	Shanghai	Shanghai	Shanghai Everbright Convention & Exhibition Center	25000
1204	Interior Lifestyle China 2016	2016/9/20	3	Shanghai	Shanghai	The Shanghai New International Expo Center	24600
1205	China International Stationery and Office Supplies Exhibition 2016	2016/9/20	3	Shanghai	Shanghai	The Shanghai New International Expo Center	24000
1206	2016 4th Shanghai International Occupational Uniform Exhibition	2016/4/19	3	Shanghai	Shanghai	Shanghai World Expo Exhibition & Convention Center	23150
1207	The 7th Shanghai International Frozen and Refrigerated Food Expo 2016 & Shanghai International Catering, Ingredients Exhibition 2016	2016/8/25	3	Shanghai	Shanghai	The Shanghai New International Expo Center	23000
1208	2016 21st International Toy Show & the 51st Toy Shanghai Expo	2016/3/2	3	Shanghai	Shanghai	Shanghai Everbright Convention & Exhibition Center	23000
1209	The 12th Shanghai International Adhesive tape Protective Filme & Optical Film Expo 2016	2016/5/17	3	Shanghai	Shanghai	National (Shanghai) Center for Exhibition and Convention	23000
1210	2016 Shanghai Book Fair & Book China Shanghai Week	2016/8/17	7	Shanghai	Shanghai	Shanghai Exhibition Center	23000
1211	2016 China Franchise Expo Shanghai	2016/9/1	3	Shanghai	Shanghai	The Shanghai New International Expo Center	23000
1212	Digital Signage 2016	2016/9/16	3	Shanghai	Shanghai	The Shanghai New International Expo Center	23000
1213	2016 Shanghai International Early Childhood EDUCATION SUPPLIES & EQUIPMENT EXPO	2016/3/10	3	Shanghai	Shanghai	The Shanghai New International Expo Center	23000
1214	The 13th Shanghai International Industrial Automation & Robot Exhibition 2016	2016/5/16	3	Shanghai	Shanghai	Shanghai Everbright Convention & Exhibition Center	22000
1215	2016 China Shanghai International Children's Book Fair	2016/11/18	3	Shanghai	Shanghai	Shanghai World Expo Exhibition & Convention Center	22000
1216	CHINA PTE 2016	2016/5/16	3	Shanghai	Shanghai	Shanghai Everbright Convention & Exhibition Center	22000
1217	2016 Eleventh Asian Photovoltaic Innovation Technology Exhibition	2016/8/25	3	Shanghai	Shanghai	Shanghai Convention & Exhibition Center of International Sourcing	20000
1218	2016 VNU'S 15th Shanghai Overseas Property & Investment Immigration Show	2016/3/18	4	Shanghai	Shanghai	Shanghai Exhibition Center	20000
1219	2016 21st China (Shanghai) Retail Expo	2016/3/9	4	Shanghai	Shanghai	National (Shanghai) Center for Exhibition and Convention	20000
1220	Rail+Metro China 2016	2016/6/14	3	Shanghai	Shanghai	The Shanghai New International Expo Center	20000
1221	2016 Holiday Real Estate Market	2016/4/30	4	Shanghai	Shanghai	Shanghai Exhibition Center	20000
1222	2016 11th China (Shanghai) International Air Purification Expo and BBS	2016/5/5	3	Shanghai	Shanghai	The Shanghai New International Expo Center	20000
1223	The 21st China Beauty Expo 2016	2016/5/18	3	Shanghai	Shanghai	The Shanghai New International Expo Center	20000
1224	International CES Asia 2016	2016/5/11	3	Shanghai	Shanghai	The Shanghai New International Expo Center	20000
1225	The 5th China International Aviation Services Trade Fair 2016	2016/6/14	3	Shanghai	Shanghai	The Shanghai New International Expo Center	20000
1226	2016 18th China (Shanghai) International Medical Equipment Fair	2016/7/13	3	Shanghai	Shanghai	Shanghai World Expo Exhibition & Convention Center	20000
1227	Shanghai Jewelry & Gem Fair 2016	2016/8/17	5	Shanghai	Shanghai	The Shanghai New International Expo Center	20000
1228	2016 Holiday Real Estate Market	2016/10/3	4	Shanghai	Shanghai	Shanghai Exhibition Center	20000
1229	The 14th China Shanghai International Auto Air-conditioning & Transport Refrigeration Exhibition 2016	2016/11/16	3	Shanghai	Shanghai	Shanghai Everbright Convention & Exhibition Center	20000
1230	2016 Shanghai Private Label Fair	2016/12/7	3	Shanghai	Shanghai	The Shanghai New International Expo Center	20000
1231	2016 15th China International Chemical Industry Fair	2016/9/21	3	Shanghai	Shanghai	Shanghai Everbright Convention & Exhibition Center	20000
1232	2016 Shanghai International Large Passenger Flow Evacuation System Exhibition and Seminar	2016/3/30	3	Shanghai	Shanghai	National (Shanghai) Center for Exhibition and Convention	20000
1233	The 13th Shanghai Art and Frame Expo 2016	2016/3/5	3	Shanghai	Shanghai	Shanghai Convention & Exhibition Center of International Sourcing	20000
1234	IAC+SENSOR China 2016	2016/9/12	3	Shanghai	Shanghai	Shanghai Convention & Exhibition Center of International Sourcing	20000
1235	Shanghai Digital Information Fair 2016	2016/6/29	3	Shanghai	Shanghai	The Shanghai New International Expo Center	20000
1236	Shanghai International Education Equipment Fair 2016	2016/6/29	3	Shanghai	Shanghai	Shanghai World Expo Exhibition & Convention Center	20000
1237	China International Coupling, Clutch & Brake (Shanghai) Expo 2016	2016/6/12	3	Shanghai	Shanghai	The Shanghai New International Expo Center	20000
1238	BWT EXPO & UWT CHINA 2016	2016/6/15	3	Shanghai	Shanghai	National (Shanghai) Center for Exhibition and Convention	20000
1239	2016 Shanghai Decoration Exhibition	2016/10/14	3	Shanghai	Shanghai	Shanghai Everbright Convention & Exhibition Center	20000
1240	2016 Fintech conference & Show for SMEs	2016/11/18	3	Shanghai	Shanghai	Shanghai World Expo Exhibition & Convention Center	20000
1241	2016 4th China Urban Mineral Expo	2016/11/13	3	Shanghai	Shanghai	The Shanghai New International Expo Center	20000
1242	Shanghai International Children's Toys & Children's Park Expo 2016	2016/10/31	3	Shanghai	Shanghai	Shanghai Everbright Convention & Exhibition Center	20000
1243	2016 19th Chengdu International Auto Exhibition	2016/9/2	10	Sichuan	Chengdu	New International Convention & Exposition Center Chengdu Century City	150000
1244	2016 17th Chengdu International Furniture Fair	2016/7/3	4	Sichuan	Chengdu	New International Convention & Exposition Center Chengdu Century City	130000
1245	2016 94th National Sugar & Wine Fair (Spring)	2016/3/24	3	Sichuan	Chengdu	New International Convention & Exposition Center Chengdu Century City	125000
1246	The sixteenth Western China International Fair 2016	2016/11/3	12	Sichuan	Chengdu	New International Convention & Exposition Center Chengdu Century City	120000
1247	2016 16th China Chengdu Building Decoration & Material Expo	2016/6/12	3	Sichuan	Chengdu	New International Convention & Exposition Center Chengdu Century City	80000
1248	Eighth 2016 Chengdu Heating, Ventilation, Air Conditioning Heat Pump and Building Environmental Technology Equipment Exhibition	2016/6/12	3	Sichuan	Chengdu	New International Convention & Exposition Center Chengdu Century City	80000
1249	Ninth China Chengdu Stone Products and Equipment Exhibition	2016/6/12	3	Sichuan	Chengdu	New International Convention & Exposition Center Chengdu Century City	80000
1250	Fourth The 2016 China (Mianyang) Science and Technology City International Science and Technology Exposition	2016/9/21	4	Sichuan	Mianyang	Mianyang International Convention and Exhibition Center	80000
1251	2016 6th Mianyang International Auto Exhibition	2016/11/9	5	Sichuan	Mianyang	Mianyang International Convention and Exhibition Center	70000

Appendix 1 Schedule of Trade Fairs above 20,000 m2 held in Mainland China in 2016

SN	Exhibition Name	Opening Date	Duration	Province	City	Venue	Area
1252	2016 14th Chengdu international advertising four new and creative design exhibition	2016/4/8	3	Sichuan	Chengdu	New International Convention & Exposition Center Chengdu Century City	60000
1253	2016 China (Chengdu) Electric Vehicles and New Energy Automobile Exhibition	2016/3/4	3	Sichuan	Chengdu	New International Convention & Exposition Center Chengdu Century City	60000
1254	2016 China Chengdu Log Cabin, Villa & Supporting Facilities Exhibition	2016/6/12	3	Sichuan	Chengdu	New International Convention & Exposition Center Chengdu Century City	60000
1255	2016 14th Chengdu International Sign Exhibition	2016/4/8	3	Sichuan	Chengdu	New International Convention & Exposition Center Chengdu Century City	60000
1256	2016 3rd Western China Door & Window Expo	2016/9/18	3	Sichuan	Chengdu	New International Convention & Exposition Center Chengdu Century City	60000
1257	China Auto Parts Show and National Auto Parts Sourcing Fair 2016	2016/4/18	3	Sichuan	Chengdu	New International Convention & Exposition Center Chengdu Century City	57500
1258	2016 17th Chengdu International Furniture Manufacturing & Supply Exhibition	2016/7/12	4	Sichuan	Chengdu	New International Convention & Exposition Center Chengdu Century City	50000
1259	2016 Western Chengdu Medical Equipment Fair	2016/8/15	3	Sichuan	Chengdu	New International Convention & Exposition Center Chengdu Century City	50000
1260	2016 5th China Sichuan International Tea Expo	2016/5/5	4	Sichuan	Chengdu	New International Convention & Exposition Center Chengdu Century City	46000
1261	2016 4th Sichuan Agricultural Expo & Chengdu International Urban Modern Agricultural Expo	2016/12/1	4	Sichuan	Chengdu	New International Convention & Exposition Center Chengdu Century City	45000
1262	2016 35th (spring) Chengdu Fair	2016/4/26	3	Sichuan	Chengdu	New International Convention & Exposition Center Chengdu Century City	40000
1263	2016 36th (Autumn) Chengdu Fair	2016/10/20	3	Sichuan	Chengdu	New International Convention & Exposition Center Chengdu Century City	40000
1264	Seventh 2016 Museums and Related Products and Technology Expo	2016/9/14	6	Sichuan	Chengdu	New International Convention & Exposition Center Chengdu Century City	35800
1265	2016 Chengdu International Auto Spare Parts and After-Sales Service	2016/5/19	3	Sichuan	Chengdu	New International Convention & Exposition Center Chengdu Century City	35000
1266	2016 8th China Chengdu Gifts & Home Supplies Exhibition	2016/6/17	3	Sichuan	Chengdu	New International Convention & Exposition Center Chengdu Century City	35000
1267	Digital World Expo 2016	2016/8/18	4	Sichuan	Chengdu	New International Convention & Exposition Center Chengdu Century City	34600
1268	47th Chengdu Real Estate Fair (Spring2016)	2016/4/28	5	Sichuan	Chengdu	New International Convention & Exposition Center Chengdu Century City	34500
1269	The Forty-Eighth Chengdu Real Estate Fair (2016 Fall)	2016/10/3	5	Sichuan	Chengdu	New International Convention & Exposition Center Chengdu Century City	34500
1270	2016 Sixth Chengdu International Maternity and Baby Products	2016/8/10	3	Sichuan	Chengdu	New International Convention & Exposition Center Chengdu Century City	34000
1271	2016 Xian Plastic Industry & Packaging Technology Exhibition	2016/3/17	4	Sichuan	Chengdu	New International Convention & Exposition Center Chengdu Century City	33000
1272	2016 Chengdu International Office Equipment and Printing Supplies Exhibition	2016/4/8	3	Sichuan	Chengdu	New International Convention & Exposition Center Chengdu Century City	30000
1273	2016 9th Chengdu International Lighting & LED Exhibition	2016/4/8	3	Sichuan	Chengdu	New International Convention & Exposition Center Chengdu Century City	30000
1274	2016 6th Chengdu International Printing & Packaging Expo	2016/4/8	3	Sichuan	Chengdu	New International Convention & Exposition Center Chengdu Century City	30000
1275	2016 16th Chengdu International Community Public Safety Products and Technology Exhibition	2016/5/19	3	Sichuan	Chengdu	New International Convention & Exposition Center Chengdu Century City	30000
1276	2016 Shanghai International Hotel Supplies Fair (Chengdu)	2016/8/10	3	Sichuan	Chengdu	New International Convention & Exposition Center Chengdu Century City	30000
1277	2016 China (Sichuan) International New Energy Vehicles / Electric Vehicles and Facilities Exhibition	2016/6/24	3	Sichuan	Mianyang	Mianyang International Convention and Exhibition Center	30000
1278	2016 China (Chengdu) Intelligent Industry International Fair	2016/8/3	4	Sichuan	Chengdu	New International Convention & Exposition Center Chengdu Century City	30000
1279	Twentieth 2016 Chengdu home, home improvement supplies fair and direct Conference	2016/10/3	5	Sichuan	Chengdu	New International Convention & Exposition Center Chengdu Century City	30000
1280	National Higher Education Equipment Exhibition In Fall 2016	2016/10/19	3	Sichuan	Chengdu	New International Convention & Exposition Center Chengdu Century City	30000
1281	2016 China (Chongqing) International Oil and Gas Technology and Equipment Exhibition	2016/10/29	4	Sichuan	Chengdu	New International Convention & Exposition Center Chengdu Century City	30000
1282	2016 China (Chengdu) International Shale Gas & Petroleum & Natural Gas Technology and Equipment Exhibition	2016/12/7	3	Sichuan	Chengdu	New International Convention & Exposition Center Chengdu Century City	30000
1283	2016 China (Western) The 15th International Exhibition of Dental Equipment and Materials and Oral Medical Academic Conference	2016/4/26	4	Sichuan	Chengdu	New International Convention & Exposition Center Chengdu Century City	28000
1284	Fourth the 2016 China (Sichuan) International Aging Industry Expo	2016/10/14	3	Sichuan	Chengdu	New International Convention & Exposition Center Chengdu Century City	25000
1285	2016 Exhibition of LiJia International Machine Tool Chengdu	2016/10/13	3	Sichuan	Chengdu	New International Convention & Exposition Center Chengdu Century City	25000
1286	2016 China (Chengdu) International Modern Industrial Technology Expo	2016/8/16	3	Sichuan	Chengdu	New International Convention & Exposition Center Chengdu Century City	23000
1287	2016 98th China Knitwear Exchange Exhibition/China Underwear Clothes Exhibition	2016/3/15	3	Sichuan	Chengdu	New International Convention & Exposition Center Chengdu Century City	23000



SN	Exhibition Name	Opening Date	Duration	Province	City	Venue	Area
1288	2016 Third China (Sichuan) Autumn International Tea Expo	2016/10/13	4	Sichuan	Chengdu	New International Convention & Exposition Center Chengdu Century City	23000
1289	2016 China Chengdu Electronics Fair	2016/7/16	3	Sichuan	Chengdu	New International Convention & Exposition Center Chengdu Century City	22000
1290	2016 Western Chengdu Medical Equipment Fair	2016/3/10	3	Sichuan	Chengdu	New International Convention & Exposition Center Chengdu Century City	22000
1291	Fifth The 2016 Chengdu Outdoor Life Exhibition	2016/5/6	3	Sichuan	Chengdu	New International Convention & Exposition Center Chengdu Century City	22000
1292	The Fifth China (Chengdu) Food and Beverage Supply Chain Exhibition	2016/6/11	3	Sichuan	Chengdu	New International Convention & Exposition Center Chengdu Century City	22000
1293	2016 Chengdu (Autumn) Wedding Expo	2016/8/20	2	Sichuan	Chengdu	New International Convention & Exposition Center Chengdu Century City	22000
1294	2016 6th China Veterinary Medicine Congress	2016/9/18	2	Sichuan	Chengdu	New International Convention & Exposition Center Chengdu Century City	22000
1295	2016 Chengdu (Winter) Wedding Expo	2016/11/26	2	Sichuan	Chengdu	New International Convention & Exposition Center Chengdu Century City	22000
1296	2016 China Chengdu International Pet & Aquarium Expo	2016/4/9	3	Sichuan	Chengdu	New International Convention & Exposition Center Chengdu Century City	20000
1297	China Western (Chengdu) Outdoor Show 2016	2016/4/23	4	Sichuan	Chengdu	New International Convention & Exposition Center Chengdu Century City	20000
1298	2016 Chengdu Seed Industry Exposition	2016/5/28	2	Sichuan	Chengdu	New International Convention & Exposition Center Chengdu Century City	20000
1299	2016 14th Sichuan International Hydropower Industry Exhibition	2016/8/3	3	Sichuan	Chengdu	New International Convention & Exposition Center Chengdu Century City	20000
1300	2016 6th China Sichuan Imported Commodity Fair	2016/6/19	4	Sichuan	Chengdu	New International Convention & Exposition Center Chengdu Century City	20000
1301	2016 12th China Chengdu Environmental Protection Industry Expo	2016/4/14	3	Sichuan	Chengdu	New International Convention & Exposition Center Chengdu Century City	20000
1302	2016 10th China Chengdu Rubber, Plastics and Packaging Industry Exhibition	2016/10/13	3	Sichuan	Chengdu	New International Convention & Exposition Center Chengdu Century City	20000
1303	2016 8th China International Exhibition on NGV, Engines Gas Refueling Station	2016/12/7	3	Sichuan	Chengdu	New International Convention & Exposition Center Chengdu Century City	20000
1304	Tianjin (Meijiang) Spring Fishing Tackle Show	2016/2/17	4	Tianjin	Tianjin	Tianjin Mei Jiang Convention Center	138000
1305	Blue Sea (China) 2016 Summer Fishing Industry Expo	2016/7/19	3	Tianjin	Tianjin	Tianjin Mei Jiang Convention Center	138000
1306	2016 16th North China International Bicycle Exhibition electric vehicles	2016/3/25	3	Tianjin	Tianjin	Tianjin Mei Jiang Convention Center	100000
1307	2016 China Tianjin International Auto Industry Exhibition	2016/4/28	6	Tianjin	Tianjin	Tianjin Mei Jiang Convention Center	100000
1308	2016 15th Tianjin International Automobile Trade Fair	2016/10/1	6	Tianjin	Tianjin	Tianjin Mei Jiang Convention Center	100000
1309	2016 International Financing Lease Industry Exposition	2016/10/18	3	Tianjin	Tianjin	Tianjin Mei Jiang Convention Center	100000
1310	2016 12th China (Tianjin) International Equipment Manufacturing Industry Exhibition	2016/3/9	4	Tianjin	Tianjin	Tianjin Mei Jiang Convention Center	80000
1311	2016 China Tianjin Investment Trade Fair & PECC International Trade & Investment Expo	2016/4/15	5	Tianjin	Tianjin	Tianjin Mei Jiang Convention Center	60000
1312	2016 12th China Tianjin International Metals Working Technology & Equipment Exhibition	2016/8/11	4	Tianjin	Tianjin	Tianjin Mei Jiang Convention Center	60000
1313	2016 7th Tianjin Taiwan Famous Brand Exposition	2016/7/2	4	Tianjin	Tianjin	Tianjin Mei Jiang Convention Center	55500
1314	2016 China Tourism Industries Exposition	2016/9/9	4	Tianjin	Tianjin	Tianjin Mei Jiang Convention Center	50000
1315	2016 China (Tianjin) International Exhibition On Engineering Machinery Building Materials Machinery and Parts	2016/6/5	3	Tianjin	Tianjin	Tianjin Mei Jiang Convention Center	50000
1316	2016 China International Chemical Industry Exhibition	2016/6/5	3	Tianjin	Tianjin	Tianjin Mei Jiang Convention Center	40000
1317	2016 China (Tianjin) International Petroleum and Natural Gas Technology & Equipment Exhibition	2016/6/5	3	Tianjin	Tianjin	Tianjin Binhai International Convention and Exhibition Center	40000
1318	2016 China (Tianjin) International Offshore Engineering Equipment & Port Machinery Exposition	2016/10/21	3	Tianjin	Tianjin	Tianjin Mei Jiang Convention Center	40000
1319	2016 18th China (Tianjin) International Conference On Mining	2016/9/22	4	Tianjin	Tianjin	Tianjin Mei Jiang Convention Center	38000
1320	2016 19th China (Tianjin) Ice Cream Dairy Raw Materials and Processing Technology, Equipment Exhibition	2016/10/13	3	Tianjin	Tianjin	Tianjin Mei Jiang Convention Center	35000
1321	2016 China (Tianjin) Huaxia Housing and Furnishing Exposition	2016/3/18	3	Tianjin	Tianjin	Tianjin Mei Jiang Convention Center	30000
1322	2016 Tianjin International Passenger Cars, Buses and Parts Exhibition	2016/4/15	3	Tianjin	Tianjin	Tianjin Mei Jiang Convention Center	30000
1323	2016 2nd Chinese (Tianjin) International Buddhist Supplies Expo	2016/3/17	4	Tianjin	Tianjin	Tianjin Mei Jiang Convention Center	30000
1324	2016 Tianjin-world Famous Brand of Global Entrepreneurs Expo	2016/8/26	4	Tianjin	Tianjin	Tianjin Mei Jiang Convention Center	30000
1325	2016 6th China (Tianjin) International Laboratory Medicine and Transfusion Equipment Reagents Exhibition	2016/7/6	3	Tianjin	Tianjin	Tianjin Mei Jiang Convention Center	30000
1326	2016 China (Tianjin) Huaxia Housing and Furnishing Exposition	2016/9/15	3	Tianjin	Tianjin	Tianjin Mei Jiang Convention Center	27000
1327	Tianjin Wedding Expo 2016 Summer	2016/7/30	2	Tianjin	Tianjin	Tianjin Mei Jiang Convention Center	25000
1328	2016 Second China International Child Health Goods Fair	2016/8/19	3	Tianjin	Tianjin	Tianjin Mei Jiang Convention Center	25000
1329	2016 7th China (Binhai Tianjin) International Eco-city Forum & Expo	2016/10/21	3	Tianjin	Tianjin	Tianjin Mei Jiang Convention Center	25000
1330	2016 14th Tianjin International Gifts & Crafts, Art Collections and Mahogany Furniture Exhibition	2016/9/23	4	Tianjin	Tianjin	Tianjin International Exhibition Centre	24000
1331	2016 13th Tianjin International Gift Crafts, Art Collection and Annatto Furniture Exhibition	2016/3/17	4	Tianjin	Tianjin	Tianjin Mei Jiang Convention Center	24000
1332	2016 China (Tianjin) International Tea Expo	2016/9/23	4	Tianjin	Tianjin	Tianjin International Exhibition Centre	24000

Appendix 1 Schedule of Trade Fairs above 20,000 m2 held in Mainland China in 2016

SN	Exhibition Name	Opening Date	Duration	Province	City	Venue	Area
1333	2016 China Tianjin (Bohai) International Food Fair	2016/11/3	5	Tianjin	Tianjin	Tianjin International Exhibition Centre	20000
1334	2016 China (Tianjin) Wine Food Fair	2016/5/20	3	Tianjin	Tianjin	Tianjin Mei Jiang Convention Center	20000
1335	China Tianjin International Pet and Aquarium Fair	2016/6/17	3	Tianjin	Tianjin	Tianjin Mei Jiang Convention Center	20000
1336	2016 6th China Tianjin International Biomedical Industry and Technology & Equipment Exhibition	2016/7/6	3	Tianjin	Tianjin	Tianjin Mei Jiang Convention Center	20000
1337	The 7th China (Tianjin) International Emergency Industry Exhibition	2016/8/10	3	Tianjin	Tianjin	Tianjin Mei Jiang Convention Center	20000
1338	2016 6th Tianjin International Tea Fair and purple Collectibles	2016/10/27	5	Tianjin	Tianjin	Tianjin Mei Jiang Convention Center	20000
1339	The Spring of 2016 (Tianjin) Wedding Expo In China	2016/3/5	2	Tianjin	Tianjin	Tianjin Mei Jiang Convention Center	20000
1340	2016 China (Tianjin) International Hairdressing Cosmetic Exposition	2016/11/15	3	Tianjin	Tianjin	Tianjin Mei Jiang Convention Center	20000
1341	2016 China (Tianjin) International High Quality Agricultural Products Fair	2016/12/9	4	Tianjin	Tianjin	Tianjin Mei Jiang Convention Center	20000
1342	Tianjin International Catering Food Joint Exhibition (2016)	2016/12/2	4	Tianjin	Tianjin	Tianjin Mei Jiang Convention Center	20000
1343	The Fifth China - Expo	2016/9/20	6	Xinjiang	Urumqi	Xinjiang International Conference & Exhibition Centre	140000
1344	The Third Session of The Silk Road International Food Exhibition Fair	2016/5/26	4	Xinjiang	Urumqi	Xinjiang International Conference & Exhibition Centre	60000
1345	2016 Sixteenth Xinjiang International Automobile Fair	2016/7/29	5	Xinjiang	Urumqi	Xinjiang International Conference & Exhibition Centre	50000
1346	2016 16th Xinjiang International Agricultural Fair	2016/8/8	3	Xinjiang	Urumqi	Xinjiang International Conference & Exhibition Centre	45000
1347	2016 Xinjiang Spring 3.15 Auto Show	2016/3/15	5	Xinjiang	Urumqi	Xinjiang International Conference & Exhibition Centre	40000
1348	2016 9th Eighth China International ornamental Xinjiang, and Tian quality Expo	2016/6/17	10	Xinjiang	Urumqi	Xinjiang International Conference & Exhibition Centre	40000
1349	The Chinese Sports Culture, Sports Tourism Expo 2016	2016/9/2	4	Xinjiang	Urumqi	Xinjiang International Conference & Exhibition Centre	40000
1350	2016 13th China Xinjiang International Coal Industry Expo	2016/7/22	3	Xinjiang	Urumqi	Xinjiang International Conference & Exhibition Centre	30000
1351	2016 China (Xinjiang) International Medical Equipment Fair	2016/9/26	3	Xinjiang	Kashgar	Kashgar International Convention and Exhibition Center	30000
1352	2016 19th China Xinjiang International Heating, Energy-Saving and Emission Reduction Technology & Equipment Exhibition	2016/4/15	3	Xinjiang	Urumqi	Xinjiang International Conference & Exhibition Centre	20000
1353	2016 Twelfth Xinjiang Police Anti-Terrorism Technology and Equipment Exposition	2016/8/17	3	Xinjiang	Urumqi	Xinjiang International Conference & Exhibition Centre	20000
1354	2016 Second China (Xinjiang) International Stone Fair In Asia and Europe	2016/8/8	3	Xinjiang	Urumqi	Xinjiang International Conference & Exhibition Centre	20000
1355	2016 4th China South-Asia Expo & the 24th China Kunming Imported & Exported Commodities Fair	2016/6/12	6	Yunnan	Kunming	Kunming Dianchi International Convention and Exhibition Center	170000
1356	2016 17th China (Kunming) International Automobile Exposition	2016/6/30	5	Yunnan	Kunming	Kunming Dianchi International Convention and Exhibition Center	100000
1357	2016 76th National Drug Fair	2016/12/2	3	Yunnan	Kunming	Kunming Dianchi International Convention and Exhibition Center	90000
1358	2016 Lancang - Mekong countries Commodity Fair	2016/11/15	6	Yunnan	Kunming	Kunming Dianchi International Convention and Exhibition Center	70000
1359	2016 12th Kunming Transasia International Agricultural Expo	2016/11/5	4	Yunnan	Kunming	Kunming International Convention and Exhibition Center	65000
1360	2016 14th China AG Trade Fair	2016/11/5	4	Yunnan	Kunming	Kunming International Convention and Exhibition Center	60005
1361	2016 Yunnan Culture Expo	2016/8/11	5	Yunnan	Kunming	Kunming International Convention and Exhibition Center	60000
1362	2016 Kunming Jewelry Fair	2016/7/10	8	Yunnan	Kunming	Kunming International Convention and Exhibition Center	60000
1363	2016 13th Southwestern China (Kunming) International Auto Show	2016/11/3	6	Yunnan	Kunming	Kunming Dianchi International Convention and Exhibition Center	60000
1364	2016 China Kunming Pan-Asia Furniture Exposition	2016/11/25	4	Yunnan	Kunming	Kunming International Convention and Exhibition Center	50000
1365	Third 2016 (Zhengchuang) Southwest Kunming Fishing Supplies Exhibition	2016/5/20	3	Yunnan	Kunming	Kunming International Convention and Exhibition Center	50000
1366	2016 China (Kunming) International Finance Industry Expo	2016/1/15	3	Yunnan	Kunming	Kunming International Convention and Exhibition Center	40000
1367	2016 13th Southwest China Agricultural Products Expo; The 7th Southwest China Seed Industry Expo; The 5th Water-Saving Irrigation, Horticulture Materials & Agricultural Machinery Exhibition	2016/8/1	2	Yunnan	Kunming	Kunming International Convention and Exhibition Center	35000
1368	Eleventh the 2016 China Yunnan International Trade Fair for Pu' er tea	2016/7/28	4	Yunnan	Kunming	Kunming International Convention and Exhibition Center	30000
1369	2016 6th China Yunnan International Jewelry Fair	2016/10/13	5	Yunnan	Kunming	Kunming International Convention and Exhibition Center	30000
1370	2016 China (Kunming) Southeast Asia and South Asia Fire Equipment Technology Exchange Exhibition	2016/11/9	3	Yunnan	Kunming	Kunming Dianchi International Convention and Exhibition Center	30000
1371	2016 2nd China Kunming International Buddhist Culture and Art Supplies Fair	2016/6/2	5	Yunnan	Kunming	Kunming International Convention and Exhibition Center	28420
1372	2016 China Kunming Trans-Asia Infant & Children Industry Expo	2016/3/17	3	Yunnan	Kunming	Kunming International Convention and Exhibition Center	20000
1373	2016 Kunming Autumn Housing Fair	2016/9/23	4	Yunnan	Kunming	Kunming International Convention and Exhibition Center	20000
1374	Second Kunming 2016 (East Asia) New Energy Electric Vehicle Exhibition	2016/9/17	3	Yunnan	Kunming	Kunming International Convention and Exhibition Center	20000
1375	2016 Kunming Firstasia Electric Vehicles and New Energy Vehicles Exhibition	2016/11/18	3	Yunnan	Kunming	Kunming Dianchi International Convention and Exhibition Center	20000
1376	2016 Taizhou Show On Housing Industry	2016/3/18	3	Zhejiang	Taizhou	Taizhou International Conference & Exhibition Center	120000
1377	2016 China Yiwu International Commodities Fair	2016/10/21	5	Zhejiang	Yiwu	Yiwu International Expo Centre	120000
1378	2016 17th China Taizhou Auto Accessories Fair	2016/11/25	3	Zhejiang	Hangzhou	Hangzhou International Expo Center	120000
1379	2016 18th China Zhejiang Investment Trade Fair	2016/6/8	5	Zhejiang	Ningbo	Ningbo International Convention and Exhibition Center	100000
1380	2016 15th China International Consumer Goods Fair	2016/6/9	4	Zhejiang	Ningbo	Ningbo International Convention and Exhibition Center	90000
1381	The 7th China (Yongkang) International Door Industry Expo	2016/5/26	3	Zhejiang	Yongkang	Yongkang International Convention and Exhibition Center	78000
1382	2016 China Hardware Expo	2016/9/26	3	Zhejiang	Yongkang	Yongkang International Convention and Exhibition Center	77300
1383	2016 China Yiwu International Forest Products Fair	2016/11/1	4	Zhejiang	Yiwu	Yiwu International Expo Centre	76000
1384	The 10th (2016) Hangzhou Cultural & Creative Industry Expo	2016/10/20	5	Zhejiang	Hangzhou	Hangzhou Baima Lake International Fair Center	65000
1385	2016 25th Ningbo International Auto Expo	2016/3/25	4	Zhejiang	Ningbo	Ningbo International Convention and Exhibition Center	60000
1386	China International Electronic Commerce Expo 2016	2016/4/11	3	Zhejiang	Yiwu	Yiwu International Expo Centre	60000
1387	Fourteenth the 2016 China Ningbo International Furniture Fair	2016/4/8	4	Zhejiang	Ningbo	Ningbo International Convention and Exhibition Center	58000



SN	Exhibition Name	Opening Date	Duration	Province	City	Venue	Area
1388	2016 11th China Yiwu Cultural Products Trade Fair	2016/4/27	4	Zhejiang	Yiwu	Yiwu International Expo Centre	55000
1389	2016 Ningbo international Machine Tools Exhibition & The 12th Capital of China Die & Mould Expo	2016/6/17	4	Zhejiang	Ningbo	Ningbo International Convention and Exhibition Center	55000
1390	2016 14th Charming City Wenzhou International Auto Exhibition	2016/4/7	4	Zhejiang	Wenzhou	Wenzhou International Expo Center	50000
1391	2016 China Yiwu International Tourism Commodities Show	2016/5/24	4	Zhejiang	Yiwu	Yiwu International Expo Centre	50000
1392	Fifth 2016 Yiwu Imported Goods Fair	2016/5/13	4	Zhejiang	Yiwu	Yiwu International Expo Centre	50000
1393	2016 26th Ningbo International Auto Expo	2016/9/15	4	Zhejiang	Ningbo	Ningbo International Convention and Exhibition Center	47570
1394	2016 20th Ningbo International Clothing Expo	2016/10/20	4	Zhejiang	Ningbo	Ningbo International Convention and Exhibition Center	45000
1395	The 21st China (Wenzhou) Int'l Leather, Shoe Material & Shoe Machinery Fair	2016/8/25	3	Zhejiang	Wenzhou	Wenzhou International Expo Center	42000
1396	2016 13th China International Hardware & Electric Appliance Trade Fair	2016/11/5	3	Zhejiang	Yiwu	Yiwu International Expo Centre	40000
1397	2016 China (Wenzhou) Int'l Sewing Equipment Fair	2016/8/25	3	Zhejiang	Wenzhou	Wenzhou International Expo Center	40000
1398	2016 Ningbo Special Culture Industry Expo	2016/4/15	4	Zhejiang	Ningbo	Ningbo International Convention and Exhibition Center	36610
1399	2016 17th China International Machinery Industry Exhibition	2016/3/17	4	Zhejiang	Ningbo	Ningbo International Convention and Exhibition Center	35000
1400	2016 China Wenzhou International Industry Expo	2016/3/11	3	Zhejiang	Wenzhou	Wenzhou International Expo Center	35000
1401	2016 11th Wenzhou Manufacturing Expo	2016/10/14	3	Zhejiang	Wenzhou	Wenzhou International Expo Center	35000
1402	2016 16th Zhejiang (Hangzhou) Equipment Manufacturing Exposition	2016/9/20	3	Zhejiang	Hangzhou	Hangzhou Baima Lake International Fair Center	35000
1403	2016 Taizhou Plastic Trading Fair	2016/10/12	4	Zhejiang	Taizhou	Taizhou International Conference & Exhibition Center	35000
1404	2016 China Keqiao International Textile Expo	2016/10/14	4	Zhejiang	Shaoxing	China Textile City International Convention & Exhibition Center	34000
1405	2016 Manufacturer Foreign-Oriented Factory Exhibition	2016/6/9	4	Zhejiang	Ningbo	Ningbo International Convention and Exhibition Center	33680
1406	2016 China (Ningbo) International Sourcing Fair on Lamps, Lanterns and Accessories & LED Illumination Exhibition	2016/5/12	3	Zhejiang	Ningbo	Ningbo International Convention and Exhibition Center	30000
1407	2016 37th China International Bicycle Electric Cycle Exhibition	2016/11/18	3	Zhejiang	Hangzhou	Hangzhou Baima Lake International Fair Center	30000
1408	2016 5th Ningbo International Fashion Gifts & Home Supplies Exhibition	2016/3/1	3	Zhejiang	Ningbo	Ningbo International Convention and Exhibition Center	30000
1409	2016 13th China Taizhou Electric Vehicle & Components Exhibition	2016/3/10	3	Zhejiang	Taizhou	Taizhou International Conference & Exhibition Center	30000
1410	2016 China Taizhou Sewing Machinery & Accessories Show	2016/11/11	3	Zhejiang	Taizhou	Taizhou International Conference & Exhibition Center	30000
1411	2016 of The Second Chinese (Yongkang) Stationery and Sporting Goods Fair	2016/6/16	3	Zhejiang	Yongkang	Yongkang International Convention and Exhibition Center	30000
1412	2016 China HC (Yuyao) Household Electrical Appliances Trade Fair	2016/8/8	3	Zhejiang	Yuyao	Yuyao China Plastics International Exposition Center	30000
1413	2016 China (Ningbo) Candy & Snacks Expo	2016/9/28	3	Zhejiang	Ningbo	Ningbo International Convention and Exhibition Center	30000
1414	The 30th 2016 China International Hardware Fair	2016/11/5	3	Zhejiang	Ningbo	Ningbo International Convention and Exhibition Center	30000
1415	2016 China (Ningbo) International Medical Equipment Fair	2016/11/23	3	Zhejiang	Ningbo	Ningbo International Convention and Exhibition Center	30000
1416	2016 16th China Taizhou Auto Accessories Fair	2016/7/26	3	Zhejiang	Taizhou	Taizhou International Conference & Exhibition Center	30000
1417	2016 13th Zhejiang International Medical Exhibition	2016/10/9	3	Zhejiang	Hangzhou	Hangzhou Baima Lake International Fair Center	30000
1418	2016 China (Wenzhou) International Fashion Consumption Expo	2016/9/23	3	Zhejiang	Wenzhou	Wenzhou International Expo Center	30000
1419	2016 China (Hangzhou) International Social Public Security Products Exposition and Intelligent Security Technology Summit	2016/3/30	3	Zhejiang	Hangzhou	Hangzhou Baima Lake International Fair Center	26000
1420	2016 15th China (Hangzhou) Machine Tool Mold and Metal Processing Exhibition	2016/3/25	3	Zhejiang	Hangzhou	Hangzhou Baima Lake International Fair Center	25000
1421	2016 5th China Cixi (Autumn) Household Appliances Expo	2016/8/7	3	Zhejiang	Cixi	Cixi Exhibition Center	25000
1422	2016 11th China (Wenling) Machine Tools and Mould Fair	2016/9/28	3	Zhejiang	Taizhou	Wenling Convention Exhibition Center	25000
1423	2016 China (Yiwu) International Packaging, Printing and Plastic Industry Exhibition	2016/11/18	4	Zhejiang	Yiwu	Yiwu International Expo Centre	25000
1424	2016 2nd China (Jiaxing) Integrated Ceiling Industry Expo and Integrated Home Expo	2016/6/2	3	Zhejiang	Jiaxing	Jiaxing International Convention & Exhibition Center	23000
1425	2016 12th China Taizhou Machine Tool & Mould Exhibition	2016/3/25	3	Zhejiang	Taizhou	Taizhou International Conference & Exhibition Center	20000
1426	2016 11th Yiwu Consumer Goods Exporting Fair	2016/4/1	3	Zhejiang	Yiwu	Yiwu International Expo Centre	20000
1427	2016 14th China Wenzhou International Optics Fair	2016/5/8	3	Zhejiang	Wenzhou	Wenzhou International Expo Center	20000
1428	2016 6th Smart City Show	2016/9/9	3	Zhejiang	Ningbo	Ningbo International Convention and Exhibition Center	20000
1429	2016 Yiwu Beauty Cosmetics Expo	2016/4/9	3	Zhejiang	Yiwu	Yiwu International Expo Centre	20000
1430	2016 2nd China (Ningbo) International Petroleum and Petrochemical Advanced Technology and Equipment Exhibition and Forum	2016/5/12	3	Zhejiang	Ningbo	Ningbo International Convention and Exhibition Center	20000
1431	2016 7th China (Wenzhou) Outdoor Tourism Supplies Exhibition	2016/5/14	3	Zhejiang	Wenzhou	Wenzhou International Expo Center	20000
1432	China International Refrigeration, Air Condition and Heat Pump Expo	2016/11/18	3	Zhejiang	Ningbo	Ningbo International Convention and Exhibition Center	20000
1433	Agriculture Machinery Exhibition of Taizhou China	2016/12/16	3	Zhejiang	Taizhou	Taizhou International Conference & Exhibition Center	20000
1434	2016 11th China Tools & Cutting Tools Exhibition	2016/9/28	3	Zhejiang	Taizhou	Wenling Convention Exhibition Center	20000
1435	2016 2nd China (Yiwu) Flashlight Expo	2016/9/28	3	Zhejiang	Yiwu	Yiwu International Expo Centre	20000
1436	2016 China Yiwu Logistics Fair	2016/9/18	3	Zhejiang	Yiwu	Yiwu International Expo Centre	20000
1437	2016 14th China Art and Frame Expo	2016/9/18	3	Zhejiang	Yiwu	Yiwu International Expo Centre	20000
1438	2016 China (Hangzhou) International Sports Leisure Industry Expo	2016/11/2	4	Zhejiang	Hangzhou	Peace International Conference & Exhibition Center	20000
1439	2016 Hangzhou International Lighting Fair	2016/11/4	3	Zhejiang	Hangzhou	Hangzhou Baima Lake International Fair Center	20000
1440	The 19th West Lake Art Fair 2016	2016/11/4	4	Zhejiang	Hangzhou	Peace International Conference & Exhibition Center	20000
1441	2016 7th Wenzhou Characteristic Agriculture Exposition	2016/11/11	4	Zhejiang	Wenzhou	Wenzhou International Expo Center	20000
1442	2016 China (Taizhou) Pumps & Electrical Machinery Exhibition	2016/10/21	3	Zhejiang	Taizhou	Taizhou International Conference & Exhibition Center	20000
1443	International Buddhist Culture and The 2016 China (Taizhou) Are Green Products Fair	2016/9/15	4	Zhejiang	Taizhou	Taizhou International Conference & Exhibition Center	20000
1444	2016 Wen Ling (Taizhou) Auto Supplies Exhibition In China	2016/11/24	3	Zhejiang	Taizhou	Wenling Convention Exhibition Center	20000
1445	2016 18th China Chongqing International Auto Industry Fair	2016/6/7	7	Chongqing	Chongqing	Chongqing International Exhibition Center	160000

Appendix 1 Schedule of Trade Fairs above 20,000 m2 held in Mainland China in 2016

SN	Exhibition Name	Opening Date	Duration	Province	City	Venue	Area
1446	2016 51st Annual (Spring) The National Pharmaceutical Machinery Expo and China International Pharmaceutical Machinery Fair	2016/4/20	4	Chongqing	Chongqing	Chongqing International Exhibition Center	160000
1447	2016 Chongqing International Industrial Water Treatment and Environmental Protection Equipment Exhibition	2016/5/11	3	Chongqing	Chongqing	Chongqing International Exhibition Center	120000
1448	2016 19th China Chongqing International Investment & Global Sourcing Fair	2016/5/19	4	Chongqing	Chongqing	Chongqing International Exhibition Center	100000
1449	2016 Chongqing Culture Industry Expo	2016/9/8	4	Chongqing	Chongqing	Chongqing International Exhibition Center	100000
1450	2016 7th Chongqing Automobile Consumption Festival	2016/11/17	4	Chongqing	Chongqing	Chongqing International Exhibition Center	100000
1451	2016 Lijia International Metallic Material Expo	2016/5/11	4	Chongqing	Chongqing	Chongqing International Exhibition Center	85000
1452	2016 17th Lijia International Machinery Exhibition	2016/5/11	4	Chongqing	Chongqing	Chongqing International Exhibition Center	80000
1453	2016 6th Chongqing Auto Show	2016/10/13	4	Chongqing	Chongqing	Chongqing International Convention & Exhibition Center	60000
1454	2016 6th China (western) international mining industry and mining equipment exhibition	2016/3/31	3	Chongqing	Chongqing	Chongqing International Exhibition Center	50000
1455	2016 17th China Midwest international electronic information industry exposition	2016/4/8	3	Chongqing	Chongqing	Chongqing Nanping International Convention Center	50000
1456	2016 16th China Chongqing International Architectural Technology Expo	2016/4/8	3	Chongqing	Chongqing	Chongqing International Convention & Exhibition Center	40000
1457	2016 15th Western China (Chongqing) International Agricultural Products Fair	2016/1/8	4	Chongqing	Chongqing	Chongqing Nanping International Convention Center	40000
1458	2016 8th Western China Animation Cultural Festival	2016/9/14	4	Chongqing	Chongqing	Chongqing International Exhibition Center	40000
1459	2016 Chongqing International Logistics Exhibition	2016/11/16	3	Chongqing	Chongqing	Chongqing International Exhibition Center	36000
1460	2016 13th China (Chongqing) International Green Building Material and Energy Saving Exhibition	2016/5/6	3	Chongqing	Chongqing	Chongqing International Convention & Exhibition Center	30235
1461	2016 12th Western China International Plastic Industry Exhibition	2016/3/31	3	Chongqing	Chongqing	Chongqing International Exhibition Center	30000
1462	2016 Chongqing Spring Real Estate Fair	2016/4/14	4	Chongqing	Chongqing	Chongqing International Convention & Exhibition Center	30000
1463	2016 4th China Western International Industrial Automation & Robotics Exhibition	2016/3/31	3	Chongqing	Chongqing	Chongqing International Exhibition Center	30000
1464	2016 15th Chongqing Western China Advertising & Media Expo	2016/3/25	3	Chongqing	Chongqing	Chongqing Nanping International Convention Center	30000
1465	2016 China International Electric Vehicle and new energy automobile exhibition	2016/4/21	4	Chongqing	Chongqing	Chongqing International Convention & Exhibition Center	30000
1466	2016 7th China (Chongqing) International Leisure Industry Expo and Chongqing International Yacht Show	2016/10/13	4	Chongqing	Chongqing	Chongqing International Exhibition Center	30000
1467	Green Architecture and Construction Materials Expo 2016	2016/11/18	3	Chongqing	Chongqing	Chongqing Nanping International Convention Center	30000
1468	2016 6th China (Chongqing) International Construction and Decoration Aluminum Expo	2016/3/31	3	Chongqing	Chongqing	Chongqing International Exhibition Center	25000
1469	2016 China Chongqing International Electric Vehicle Industry Exhibition	2016/5/19	3	Chongqing	Chongqing	Chongqing International Exhibition Center	25000
1470	2016 2nd China Chongqing International Electric Vehicle Industry Exhibition	2016/11/16	3	Chongqing	Chongqing	Chongqing International Exhibition Center	25000
1471	2016 10th China Chongqing International Automobile Manufacturing Technology & Equipment Exhibition	2016/3/31	3	Chongqing	Chongqing	Chongqing International Exhibition Center	23000
1472	2016 China West International Exhibition For Refrigeration, Air-Conditioning, Heating and Ventilation, Frozen Food Processing, Packaging and Storage	2016/5/11	3	Chongqing	Chongqing	Chongqing International Exhibition Center	23000
1473	2016 Western China Lithium Industry Expo	2016/3/31	3	Chongqing	Chongqing	Chongqing International Exhibition Center	20000
1474	2016 Chongqing Charging Equipment Expo	2016/3/31	3	Chongqing	Chongqing	Chongqing International Exhibition Center	20000
1475	2016 China (Chongqing) New Energy Vehicle Expo	2016/3/31	3	Chongqing	Chongqing	Chongqing International Exhibition Center	20000
1476	2016 17th China Chongqing Industrial Equipment Exhibition	2016/4/8	3	Chongqing	Chongqing	Chongqing International Convention & Exhibition Center	20000
1477	2016 9th Chongqing Eco Home Expo	2016/3/11	3	Chongqing	Chongqing	Chongqing International Convention & Exhibition Center	20000
1478	2016 10th Chongqing Eco Home Expo	2016/5/27	3	Chongqing	Chongqing	Chongqing International Convention & Exhibition Center	20000
1479	2016 11th Chongqing Eco Home Expo	2016/8/19	3	Chongqing	Chongqing	Chongqing International Convention & Exhibition Center	20000
1480	2016 China (Chongqing) International Tea Expo	2016/6/3	4	Chongqing	Chongqing	Chongqing International Convention & Exhibition Center	20000
1481	2016 China (Chongqing) International Smart Home and Building Electrical Exhibition	2016/9/8	3	Chongqing	Chongqing	Chongqing International Convention & Exhibition Center	20000
1482	2016 China (Chongqing) Huaxia Housing and Furnishing Exposition	2016/9/9	3	Chongqing	Chongqing	Chongqing International Exhibition Center	20000
1483	2016 5th China (Chongqing) International Tea Industry Expo	2016/11/25	4	Chongqing	Chongqing	Chongqing International Convention & Exhibition Center	20000



Appendix 2

Schedule of Quantity and Area of Trade Fairs held in Mainland China in 2016 (excluding Hong Kong, Macao and Taiwan regions)

SN	Province or Municipality	Quantity of Exhibitions	Total Exhibition Area (m ²)
1	Shanghai	390	15830551
2	Guangdong	344	15449915
3	Beijing	264	5855969
4	Shandong	215	6299924
5	Zhejiang	150	3607608
6	Jiangsu	143	4016000
7	Henan	106	2804500
8	Liaoning	96	2626400
9	Sichuan	88	2900100
10	Hebei	83	1045203
11	Hubei	82	2024100
12	Chongqing	65	2097408
13	Shaanxi	63	2062400
14	Fujian	56	2365400
15	Tianjin	50	1882344
16	Hunan	49	1038320
17	Anhui	41	1211250
18	Jilin	40	1099422
19	Heilongjiang	38	1150900
20	Yunnan	33	1230025
21	Shanxi	32	609500
22	Inner Mongolia	28	561600
23	Guangxi	26	614823
24	Jiangxi	22	528028
25	Xinjiang	22	636200
26	Guizhou	21	583038
27	Gansu	15	290896
28	Hainan	14	314450
29	Ningxia	9	160000
30	Qinghai	7	224400

Appendix 3

Schedule of Quantity and Total Area of Trade Shows in Mainland China in 2016 (excluding Hong Kong, Macao and Taiwan Region)

Categories	Subcategories	Quantity	Total Area (m ²)
Service	Leisure/Fashion/Art	175	3877297
	Medicine/Health Care	127	3166770
	Finance/Insurance/Property	58	1115998
	Safe-Guarding/Anti-Counterfeiting	49	1269392
	Environmental Protection	37	852603
	Franchise	35	554391
	Education/Training/Employment	31	587539
	Transport/Logistics	28	794025
	Hotel Facility	20	880637
	Public Service	17	365457
	Media/Publication	11	346104
	Others	13	249205
	Washing/Dyeing/Cleaning	6	166200
	Municipal Facilities	3	33000
Broadcasting/TV	2	36000	
Agriculture	Agriculture, Forestry, Animal Husbandry and Fisheries	59	1850472
	Planting & Breeding	52	1229500
	Pet Veterinary Industry	27	427890
	Others	19	481675
	Irrigation	3	27000
Light Industry	Food/Drinks/ Tobacco /Wine	228	5654647
	Glasses/ Jewellery/Horologe	99	1548629
	Building Materials	76	3252525
	Furniture /Woodworking/ Machinery	63	4518804
	Consumer Goods	56	1237745
	Packaging/Paper/Printing	54	1350948
	Gifts/ Household Products	50	1623580
	Beauty/ Hairdressing	46	1416870
	Advertising/ Photographic Equipment	44	1266729
	Toy/Maternal & Children Supplies	43	1319000
	Home Appliances/Lighting	40	1242970
	Textile Industry	37	1731732
	Marriage Supplies	36	663770
	Sports Goods	31	745500
	Hardware Tools	23	768600
Others	24	680369	



Light Industry	Thermal Refrigeration	22	684300
	Bicycles & Motorcycles	22	903100
	Garment / Fashion	20	830219
	Marriage /Funeral Supplies	17	319800
	Plastics & Rubber	13	538500
	Glass Ceramic Products	10	277300
	Musical Instruments & Stage Equipment	10	476900
	Office Supplies	9	225300
	Leather & Footwear	8	344000
	Instrument & Apparatus	8	119700
	Kitchen & Bathroom Supplies	7	276000
	Experimental Apparatus	7	103500
	Construction Material	1	70000
Heavy Industry	Automobile Industry	193	11127294
	Electronics and Automation	77	2309845
	Industrial Equipment Maintenance	49	1615204
	Construction/ Machinery	45	1463760
	Electric Power Energy	43	1161650
	Machine Tool/Mould	40	1579070
	Chemicals/Petrochemicals	31	792670
	IT/Communication	29	701971
	Casting/Metallurgy/Welding	23	814900
	Stone Mining Equipment	21	815300
	Water Technology and Disposal	15	361500
	Aerospace	12	174535
	Others	9	101000
	Docking Facility	6	140000
	Laser Optoelectronics	6	210000
	Surface Treatment	4	55500
	Machine Tool/Mould	1	20000
Special Exhibitions	Import and Export Trade	38	3614980
	Technical Expertise	20	373738
	Science & Technology	16	457065
	Invention and Creation	7	155700
	National/Regional Shows	7	471500
	Others	8	382200
	Talent Exchange	1	17100
	Exhibition Industry	1	100000

Appendix 4

Schedule of Quantity and Total Rentable Area of Exhibition Venues in Mainland China in 2016 (excluding Hong Kong, Macao and Taiwan regions)

SN	Province	Quantity of Venues	Total Rentable Area (m ²)
1	Shandong	27	1067472
2	Guangdong	20	1364920
3	Zhejiang	18	734633
4	Jiangsu	16	731369
5	Shanghai	11	856333
6	Beijing	10	404044
7	Hebei	10	162200
8	Liaoning	9	277476
9	Anhui	6	287329
10	Fujian	6	301500
11	Hunan	5	194000
12	Inner Mongolia	5	159072
13	Chongqing	5	344800
14	Henan	4	147000
15	Gansu	3	27000
16	Guangxi	3	147215
17	Heilongjiang	3	170700
18	Hubei	3	250000
19	Jiangxi	3	159000
20	Shanxi	3	98000
21	Tianjin	3	225000
22	Xinjiang	3	66000
23	Hainan	2	92950
24	Jilin	2	129400
25	Shaanxi	2	84000
26	Sichuan	2	121000
27	Yunnan	2	363440
28	Guizhou	1	74520
29	Ningxia	1	74000
30	Qinghai	1	46865

Note: data of Tibet Autonomous Region is not obtained.



Appendix 5

Schedule of Exhibition Venues with More than 50,000 m² Rentable Area in Mainland China in 2016 (excluding Hong Kong, Macao and Taiwan regions)

SN	Name of Exhibition Venue	Province	City	Indoor Exhibition Area(m ²)	Total Quantity of Exhibitions	Total Exhibition Area (m ²)
1	National (Shanghai) Center for Exhibition and Convention	Shanghai	Shanghai	400000	43	4439381
2	China Import & Export Fair Complex	Guangdong	Guangzhou	338000	88	6795210
3	Kunming Dianchi International Convention and Exhibition Center	Yunnan	Kunming	300000	10	571000
4	The Shanghai New International Expo Center	Shanghai	Shanghai	200000	136	7425027
5	Chongqing International Exhibition Center	Chongqing	Chongqing	200000	25	1343500
6	Guangzhou International Sourcing Center	Guangdong	Guangzhou	200000	22	655000
7	Tianjin Mei Jiang Convention Center	Tianjin	Tianjin	150000	41	1718844
8	Wuhan International Expo Center	Hubei	Wuhan	150000	32	1011500
9	China Asia Convention and Exhibition Center	Guangdong	Shenzhen	148000	1	40000
10	Hefei Binhu International Convention and Exhibition Center	Anhui	Hefei	140000	15	540500
11	Fuzhou Strait International Convention and Exhibition Center	Fujian	Fuzhou	120000	12	849000
12	Yiwu International Expo Centre	Zhejiang	Yiwu	120000	18	630000
13	Qingdao International Expo Center	Shandong	Jimo	120000	6	352500
14	Shouguang International Convention Center	Shandong	Shouguang	120000	1	120000
15	New International Convention & Exposition Center Chengdu Century City	Sichuan	Chengdu	110000	84	2710100
16	China International Exhibition Center (Shunyi)	Beijing	Beijing	106800	39	2047500
17	Shenyang International Exhibition Center	Liaoning	Shenyang	105600	29	1492200
18	Shenzhen Convention & Exhibition Center	Guangdong	Shenzhen	105000	96	3665505
19	GD Modern International Exhibition Center	Guangdong	Dongguan	100000	17	1209000
20	Changchun International Convention and Exhibition Center	Jilin	Changchun	100000	37	1010022
21	Suzhou International Expo Center	Jiangsu	Suzhou	100000	22	746000
22	Nanjing International Expo Center	Jiangsu	Nanjing	96000	36	1243000
23	Taizhou International Expo Center (Taizhou China Medical City Exhibition Center)	Jiangsu	Taizhou	92000	2	37000
24	Nanning International Convention and Exhibition Center	Guangxi	Nanning	90000	22	534823
25	Hangzhou International Expo Center	Zhejiang	Hangzhou	90000	5	166000
26	Huaqiao International Expo Center	Jiangsu	Kunshan	89000	6	230000
27	Suifenhe Shima International Expo Center	Heilongjiang	Suifenhe	83000	1	40000
28	Shanghai World Expo Exhibition & Convention Center	Shanghai	Shanghai	80000	86	2270514
29	Xiamen International Convention and Exhibition Center	Fujian	Xiamen	80000	36	1306000
30	Ningbo International Convention and Exhibition Center	Zhejiang	Ningbo	77416	39	997000
31	Hainan International Convention and Exhibition Center	Hainan	Haikou	77000	13	294450
32	Yongkang International Convention and Exhibition Center	Zhejiang	Yongkang	75600	5	210300
33	Guiyang International Convention and Exhibition Center	Guizhou	Guiyang	74520	21	583038

Appendix 5 Schedule of Exhibition Venues with More than 50,000 m² Rentable Area in Mainland China in 2016

SN	Name of Exhibition Venue	Province	City	Indoor Exhibition Area(m ²)	Total Quantity of Exhibitions	Total Exhibition Area (m ²)
34	Zhengzhou International Convention and Exhibition Centre (ZZICEC)	Henan	Zhengzhou	74000	70	2070000
35	Yinchuan International Convention & Exhibition Centre	Ningxia	Yinchuan	74000	9	160000
36	Poly World Trade Center Expo	Guangdong	Guangzhou	71400	73	2208600
37	Harbin International Convention & Exhibition Center	Heilongjiang	Harbin	70000	35	1055900
38	Nanchang Greenland International Expo Center	Jiangxi	Nanchang	70000	4	120000
39	Beijing Jiuhua International Convention & Exhibition Center	Beijing	Beijing	70000	2	28000
40	China Taiyuan Coal Transaction Center	Shanxi	Taiyuan	68000	13	333100
41	Chinese Ceramics Science and Technology City (Zibo International Convention and Exhibition Center)	Shandong	Zibo	66000	2	60000
42	Xian Qujiang International Conference and Exhibition Centre	Shaanxi	Xi'an	64000	57	1947400
43	Hangzhou Baima Lake International Fair Center	Zhejiang	Hangzhou	63884	8	240000
44	Kunming International Convention and Exhibition Center	Yunnan	Kunming	63440	23	659025
45	Wuxi Taihu International Expo Center	Jiangsu	Wuxi	62400	14	511600
46	Nanchang International Exhibition Center	Jiangxi	Nanchang	61000	17	372028
47	China International Exhibition Center (Sanyuanqiao)	Beijing	Beijing	60744	85	1461532
48	Linyi South of Shandong International Convention and Exhibition Center	Shandong	Linyi	60000	19	838000
49	Chenzhou International Convention and Exhibition Centre	Hunan	Chenzhou	60000	2	65000
50	Yantai International Expo Center	Shandong	Yantai	59360	12	329460
51	Baotou International Convention and Exhibition Centre	Inner Mongolia	Baotou	58000	9	151600
52	Chongqing International Convention & Exhibition Center	Chongqing	Chongqing	57000	30	535235
53	Chongqing Nanping International Convention Center	Chongqing	Chongqing	57000	6	175373
54	Ji'nan International Convention and Exhibition Center	Shandong	Ji'nan	55000	50	1559405
55	Qingdao International Convention and Exhibition Centre	Shandong	Qingdao	55000	48	1529280
56	Wuhan International Conference & Exhibition Centre	Hubei	Wuhan	50000	45	930600
57	Hunan International Convention and Exhibition Center	Hunan	Changsha	50000	22	560320
58	Dalian World Expo Center	Liaoning	Dalian	50000	21	471500
59	Wuhan China Culture Expo Center	Hubei	Wuhan	50000	5	82000
60	Guangdong (Tanzhou) International Convention and Exhibition Centre	Guangdong	Shunde	50000	2	75000
61	Guangrao International Exhibition Center	Shandong	Dongying	50000	1	42000
62	Haozhou Exhibition Center(Chinese Herb Transaction Center)	Anhui	Bozhou	50000	1	30000



Appendix 6

Schedule of Exhibition Organizers Holding Exhibitions of More than 100,000 m² in Mainland China in 2016 (excluding Hong Kong, Macao and Taiwan regions)

SN	Organizer Name	Quantity of Exhibitions Held	Total Area of Exhibitions Held (m ²)
1	China Foreign Trade Centre, CFTC	8	1806600
2	Head Office of China Foreign Trade Guangzhou Exhibition Corporation	11	1511980
3	Shanghai UBM Sinoexpo International Exhibition Co., Ltd.	12	1127000
4	Messe Frankfurt Exhibition GmbH (Hong Kong)	6	753500
5	Guangzhou Jiamei Exhibition Co., Ltd.	3	660000
6	Reed Sinopharm Exhibitions Co., Ltd.	9	598000
7	MMI-ZM Trade Fairs (Shanghai) Co., Ltd.	5	578000
8	Hannover Fairs (Shanghai) Ltd.	8	508000
9	China National Automotive Industry International Corporation (CNAICO)	6	501000
10	Sungoyal Exhibition & Convention Co., Ltd.	7	460000
11	Shenzhen Huajuchen Industry Co., Ltd.	18	432000
12	Wuhan New City International Expo Center Management Co., Ltd.	5	430000
13	Chengdu Tianyi Exhibition Service Ltd. Co.	9	412000
14	Xiamen Convention and Exhibition Jinhongxin Exhibition Co., Ltd.	5	405000
15	Messe Düsseldorf China Ltd.	9	397700
16	Society of Automotive Engineers of China	4	394400
17	Beijing Zhongzhuanghuagang Construction Technology Exhibition Co., Ltd.	5	379600
18	VNU Asia Exhibition Group Shanghai Wanyao Qilong Exhibition Co., Ltd.	10	367500
19	Shenzhen United Auto Show Management Co., Ltd.	6	365000
20	China Council for the Promotion of International Trade, Automotive Industry Committee	3	363200
21	Department of Commerce of Shandong Province	6	361400
22	Guangzhou Boya Exhibition Development Co., Ltd.	1	360000
23	China Council for the Promotion of International Trade Textile Industry Sub-council	4	356867
24	Adsale Exhibition Services Ltd.	5	325000
25	Chengdu Shiji Xincheng International Convention & Exhibition Centre Co., Ltd.	4	324000
26	Beijing Hometex Expo Co., Ltd.	2	320000
27	Jinnoc Expo	7	320000
28	Beijing Bowang International Conference and Exhibition Limited Liability Company	7	318000
29	Messe Frankfurt Exhibition GmbH (Shanghai)	1	312000
30	Guangzhou Huaya Exhibition Service Co., Ltd.	11	308000
31	China Council for the Promotion of International Trade Shandong Sub-council	6	303400
32	China Arts & Craft Aesthetics Exhibition Co., Ltd.	2	300000
33	China Textile Information Center	2	300000
34	Zhenwei Exhibition Group Beijing Zhenwei Exhibition Co., Ltd.	11	289370
35	Dalian Chamber of International Commerce Exhibition Co.	3	285000
36	Beijing Jing-Bo-Xin Exhibition Co., Ltd.	2	280000
37	Reed Huabo Exhibitions (Shenzhen) Co., Ltd.	4	280000
38	Changchun Bairui International Conference & Exhibition Group Co., Ltd.	3	280000
39	Shanghai Modern International Exhibition Co., Ltd.	5	272000
40	GD Modern International Exhibition Center	1	270000
41	Intex Shanghai Co., Ltd.	8	268200

Appendix 6 Schedule of Exhibition Organizers Holding Exhibitions of More than 100,000 m² in Mainland China in 2016

SN	Organizer Name	Quantity of Exhibitions Held	Total Area of Exhibitions Held (m ²)
42	Shanghai International Exhibition Co., Ltd.	4	267000
43	Zhongshe International Exhibition	8	265100
44	China Council for the Promotion of International Trade Dalian Committee	2	260000
45	Genertec International Advertising Exhibition Co., Ltd.	2	252000
46	Jinan Expo Exhibition Planning Co., Ltd.	9	250000
47	China Council for the Promotion of International Trade Nanjing Sub-council	2	250000
48	Zhongtang International Conference and Exhibition (Beijing) Co., Ltd.	2	250000
49	Beijing Hunbasha International Exhibition & Convention Co., Ltd.	4	248000
50	Beijing Jinhaiqunying Network Information Technology Co., Ltd.	4	248000
51	Beijing Zhongzhuangweijia Exhibition Planning Co., Ltd.	3	245400
52	Qingdao Haiming International Exhibition Co., Ltd.	10	241350
53	UBM Asia Limited	4	239238
54	China Council for the Promotion of International Trade Guangzhou Sub-council	2	235000
55	Chongqing Lijia Convention Exhibition Co., Ltd.	4	235000
56	Beijing Shishangbozhan International Exhibition Co., Ltd.	2	232969
57	Beijing Exhibition Branch of China World Trade Center Corporation	2	232969
58	Shanghai East Best International (Group) Co., Ltd.	1	230000
59	Liaoning Zhongqi Convention and Exhibition Co., Ltd.	3	230000
60	Guangzhou Dianjin Advertising Co., Ltd.	1	230000
61	Taizhou DW Expo Co., Ltd.	6	230000
62	Jinan Jinnoc Expo Co., Ltd.	4	230000
63	Guangzhou Union Trade Co., Ltd.	1	220000
64	Jiangsu Delta International Convention and Exhibition Co., Ltd.	4	220000
65	Qingdao Jiashidai Culture Media Co., Ltd.	2	220000
66	Chongqing Zhonghuanshengshi Convention and Exhibition Co., Ltd.	9	218000
67	Henan Zhongzhandongli Exhibition Co., Ltd.	4	210000
68	China Council for the Promotion of International Trade Changchun Sub-council	2	210000
69	Shandong Xinchenghua Exhibition Co., Ltd.	9	208800
70	Harbin Great Wall International Exhibition Co., Ltd.	3	206000
71	Wenzhuo Denoor Exhibition Co., Ltd.	6	202000
72	Fujian Zhongguang HuaShi Cultural Transmission & Development Co., Ltd.	2	200000
73	Maofa Exhibition	2	200000
74	Messe Düsseldorf China Ltd.	1	200000
75	Worldwide Exhibitions Service Co., Ltd. (WES)	2	198488
76	Beijing WSJ United Strategy for Exhibition Co., Ltd.	3	198400
77	Department of Science & Technology of Shandong Province	4	197800
78	Bakery China Exhibitions	2	195000
79	Beijing International Exhibition Center	3	193200
80	Chongqing Exhibition Centre Co., Ltd.	2	190000
81	Beijing Jinyi Youlian Exhibition Co., Ltd.	2	190000
82	Sungoa Exhibition & Convention Co., Ltd.	4	187552
83	Changsha Renchuan Conference and Exhibition Services Co., Ltd.	10	187520
84	China International Exhibition Center Group Corporation (CIEC)	6	185176
85	Tianyi International Convention & Exhibition Co., Ltd. of Qilu Evening News	5	179000
86	Zhenwei Exhibition Group Tianjin Zhenwei Exhibition Co., Ltd.	4	178000
87	The people's Government of Jinan	4	172800



SN	Organizer Name	Quantity of Exhibitions Held	Total Area of Exhibitions Held (m ²)
88	Huxinbao Exhibition (Shanghai) Co., Ltd	2	170000
89	The People's Government of Yunnan Province	1	170000
90	Shandong Provincial Agricultural Department	3	170000
91	China Yiwu International Commodities fair	2	170000
92	Beijing Kuangshida Exhibition Co., Ltd	3	168800
93	Beijing Zeanda Exhibition Co., Ltd	4	168150
94	Guangzhou Poly Jinhan Exhibition Co.	2	166000
95	Changchun Weida Exhibition Service Co., Ltd.	10	165522
96	Messe Frankfurt Exhibition GmbH (Shanghai)	5	165100
97	Beijing Zhongzhanshixin International Exhibition Service Co., Ltd.	6	164000
98	Shanghai Golden Commercial Exhibition Co., Ltd.	11	162779
99	Changchun Bairui International Conference & Exhibition Group Co., Ltd.	1	160000
100	Dobbor Exhibition	5	160000
101	Shanghai CHC Expo Co., Ltd.	3	160000
102	Shanghai Environmental Science and Information Technology Exchange Centre	1	160000
103	Shanghai Xiesheng Exhibition Co., Ltd.	2	160000
104	Follow Me Int'l Exhibition (Shanghai), Inc.	1	160000
105	Liaoning Diwosite Exhibition Co., Ltd.	1	160000
106	Linyi Municipal People's Government	2	160000
107	Chongqing Municipal Economy and Information Commission	1	160000
108	Automobile Industry Office of Chongqing Municipal People's Government	1	160000
109	Shandong Administration for Industry & Commerce	2	160000
110	Henan Zeanda Exhibition Co. Ltd.	3	160000
111	UBM Trust Co., Ltd.	2	157500
112	Shenzhen International Cultural Industry Fair Co., Ltd.	4	156000
113	China Council for the Promotion of International Trade Wuhan Sub-council	2	155000
114	Shanghai Chinese Ink Exhibition Services Ltd.	5	154200
115	Guangzhou First Class Exhibitions (Guangzhou) Co., Ltd.	3	154000
116	Department of Commerce of Jiangsu Province	5	152000
117	Shandong Supply and Marketing Cooperatives	2	150000
118	Shandong Association for Science & Technology	2	150000
119	Hi-Lighting Int'l Exhibition (Beijing) Co., Ltd.	2	150000
120	Shanghai Gray Exhibition Co., Ltd.	4	147010
121	Linyi Geyi Media Co., Ltd	3	147000
122	Zhengzhou Haiminghuibo Convention and Exhibition Planning Co., Ltd.	7	144000
123	Shanghai International Exhibition Co., Ltd.	2	143500
124	Taizhou International Conferences & Exhibition Centre	3	143000
125	China International Exhibitions	2	141000
126	Hong Kong Trade Development Council	1	140000
127	Dongguan Automobile Exhibition Co., Ltd.	1	140000
128	Shenzhen Convention & Exhibition Center Management Co., Ltd.	2	140000
129	Hubei Machinery Industry Federation	1	140000
130	Shanghai Foryou Exhibition Planning Co., Ltd.	3	140000
131	China Council for the Promotion of International Trade Shandong Provincial Committee	2	140000
132	Shandong Meibo International Culture Communication Co., Ltd.	5	140000
133	Asia Europe Expo	1	140000

Appendix 6 Schedule of Exhibition Organizers Holding Exhibitions of More than 100,000 m² in Mainland China in 2016

SN	Organizer Name	Quantity of Exhibitions Held	Total Area of Exhibitions Held (m ²)
134	Zhenjiang International Exhibition Co., Ltd.	4	138500
135	Beijing Targus International Exhibition Co.	1	138000
136	Beijing Bihai Fishing Tackle Co., Ltd.	1	138000
137	Fujian Huiyuan International Exhibition Co., Ltd.	2	138000
138	Weifang Municipal People's Government	2	137100
139	Secretary of the Bureau of China Chamber of International Commerce	3	135500
140	Langfang Convention and Exhibition Co., Ltd.	1	135000
141	Department of Commerce of Zhejiang Province	2	134000
142	Shanghai Qishun Exhibition Service Co., Ltd.	13	132100
143	Sichuan Chamber of Commerce for Import and Export of Furniture	1	130000
144	Guangzhou City Fan Art Exhibition Service Co., Ltd.	2	130000
145	China Council for the Promotion of International Trade Chengdu Sub-council	1	130000
146	Huaxing Sports Supplies Development Center	1	130000
147	Reed Huabai Exhibitions	2	130000
148	Nanjing Baimu Exhibition Co., Ltd.	6	130000
149	Shanghai Ziao Exhibition Service Co., Ltd.	3	130000
150	Reed Exhibitions Kuozhan	4	129168
151	Beijing Qifa Exhibit Service Co., Ltd.	7	127280
152	Comexposium-sial Exhibition Co., Ltd.	1	126500
153	Qingdao Lanbo Exhibition Co., Ltd.	5	126000
154	Anhui Huashun Exhibition Co., Ltd.	3	125000
155	Yantai Auto Culture Festival Organizing Committee	2	124000
156	Zhongfangliutong (Beijing) Convention & Exhibition Co., Ltd.	3	123000
157	Guangdong Grandeur International Exhibition Group	4	122600
158	Shanghai Gehua Exhibition Service Co., Ltd.	7	121600
159	Beijing Zhi Xin Jia Yi Jewellery Cultural Development Co., Ltd.	5	120485
160	Beijing Triuni Exhibition Co., Ltd.	1	120000
161	Jinan Deruijia Exhibition Co., Ltd.	1	120000
162	Nanjing Zhongfang Exhibition Co., Ltd.	7	120000
163	Shanghai China Tools Development Co., Ltd.	1	120000
164	Shanghai Pudong Int'l Exhibition Corp.	1	120000
165	China Machine Tool & Tool Builders' Association	1	120000
166	Liaoning Furniture Association	1	120000
167	Zhaoyixue Commercial Planning Agency	1	120000
168	Tianjin Municipal Economy and Information Commission	2	120000
169	Shouguang Municipal People's Government	1	120000
170	People's Government Of Zhangdian District	2	120000
171	Shandong Tourism Bureau	1	120000
172	Shandong China Automotive Engineers Society	1	120000
173	Shandong Entry-Exit Inspection and Quarantine Bureau	1	120000
174	Shandong Environmental Protection Bureau	1	120000
175	Shandong Bureau of Quality and Technical Supervision	1	120000
176	Shandong Provincial Administration of Foreign Experts Affairs	1	120000
177	Shandong Academy of Agricultural Sciences	1	120000
178	Luqiao Taizhou Real Estate Association	1	120000
179	Liaoning Chamber of Commerce, Furniture and Building Materials Decoration Industry Association	1	120000



SN	Organizer Name	Quantity of Exhibitions Held	Total Area of Exhibitions Held (m ²)
180	Shenyang Gongxin Advertising Media Co., Ltd.	1	120000
181	Jinan Xinzhan Exhibition Co., Ltd.	7	119000
182	Messe München International (Shanghai) Co., Ltd.	3	118500
183	Jiangsu Economic and Information Technology Committee	4	117000
184	Dalian North International Exhibition Limited Company	4	116000
185	CIEC Exhibition Co., Ltd.	9	115956
186	Beijing Hanwei Xinheng Exhibition Co., Ltd.	1	115000
187	China National Publications Import & Export (Group) Corporation	2	113400
188	Beijing Traders-Link International Exhibition Co., Ltd.	2	112700
189	Qingdao Haichen International Exhibition Co., Ltd.	2	112500
190	Guangdong Bo Chang Exhibition Services Co., Ltd.	7	112000
191	Jinan Haiming Exhibition Co., Ltd.	6	112000
192	Hefei Municipal People's Government	2	112000
193	Shenyang Jinzhinuo Exhibition Co., Ltd.	3	112000
194	Harbin Dessi Exhibition Co., Ltd.	1	110000
195	Harbin Furniture Industry Association	1	110000
196	Hubei Jiahe Cultural Development Co., Ltd.	4	110000
197	Kunming International Convention and Exhibition Center Co., Ltd.	2	110000
198	Shenzhen Anbo Convention & Exhibition Co., Ltd.	1	110000
199	Xiamen Phenix Conference & Exhibition International Co., Ltd.	2	110000
200	Shenzhen Herong GS Exhibition Co., Ltd.	1	110000
201	Linyi Municipal Bureau of Commerce	3	110000
202	Jinnoc Expo Co., Ltd	1	110000
203	Shanghai AOZO Conference and Exhibition Services Co., Ltd.	4	108150
204	Nanjing Round Expo International Exhibition Co., Ltd.	2	108000
205	Qingdao Yaxiong Conference and Exhibition Co., Ltd.	7	107100
206	Wuhan Zhongxinghengyuan Exhibition Service Co., Ltd.	6	107000
207	Beijing Guoji exhibition center	1	106800
208	Beijing Wanglv Exhibition Co., Ltd.	5	105000
209	Guangzhou Best Exhibition Co., Ltd	3	105000
210	Sichuan Economic Development Ltd. Co.	4	104000
211	Ningbo Hixpo Conference & Exhibition Co., Ltd.	2	103000
212	Henan Shangbo Exhibition Co., Ltd.	2	102000
213	Shanghai Huizhan Commercial Trade Co., Ltd. (Jinan Branch)	3	100005
214	Beijing Zhonggui Exhibition Co., Ltd	1	100000
215	Guangdong Advertising Association	1	100000
216	Harbin Ice City International Exhibition Co., Ltd.	6	100000
217	Shanghai Dongmao Exhibition Service Co., Ltd.	5	100000
218	Tianjin Port Free Trade Zone International Commodity Exhibition Center	1	100000
219	China Animal Agriculture Association	1	100000
220	Nanjing Ningfei International Exhibition Co., Ltd.	2	100000
221	Nanjing Economy and Information Technology Commission	1	100000
222	Yunnan Innovation Exhibition Co., Ltd.	1	100000
223	Shenzhen Light Emitting Diode Industry Association	1	100000
224	Tianjin Haoterui Exhibition Co., Ltd.	1	100000
225	Chongqing Municipal People's Government	1	100000

Appendix 6 Schedule of Exhibition Organizers Holding Exhibitions of More than 100,000 m² in Mainland China in 2016

SN	Organizer Name	Quantity of Exhibitions Held	Total Area of Exhibitions Held (m ²)
226	China Electronic Appliance Corporation	1	100000
227	Huna Automotive Trade Association	1	100000
228	Anhui Automobile Dealers Association	1	100000
229	Henan Rongde Exhibition Co., Ltd	1	100000
230	Shenzhen Dandilai Convention Exhibition Co., Ltd.	1	100000
231	Changsha Evening Newspaper	1	100000
232	Shanghai Dongbo Cultural Development Co., Ltd.	1	100000
233	China Council for the Promotion of International Trade Xi'an Branch	1	100000
234	Tianjin International Exhibition Centre Co., Ltd.	1	100000
235	Ningbo Municipal People's Government	1	100000
236	Shenzhen FPD Industry Association	1	100000
237	Guangdong Solid State Lighting Industry Innovation Center	1	100000
238	Tianjin Jingu Exhibition Service Co., Ltd.	1	100000
239	Tianjin Jinhualun Advertising Design Co., Ltd.	1	100000
240	SanXiang City Express	1	100000
241	Hubei Administration of Press, Publication, Radio, Film and Television	2	100000
242	Suzhou Municipal Bureau of Culture, Radio, Television, News and Publications	2	100000
243	Shandong Lunan Commercial Newspaper Media Co., Ltd	1	100000
244	Chongqing Daily News Group	1	100000
245	China Household Industry Joint Development Center	1	100000
246	Shanghai Huapin Exhibition Co., Ltd.	1	100000
247	Society of Automotive Engineers of Shandong	1	100000
248	Canton Fair Advertising Co., Ltd.	1	100000
249	Nanjing Software Industry Association	1	100000
250	Guangzhou Lingnan International Enterprise Group Co., Ltd	1	100000
251	GZL International Travel Service Ltd.	1	100000
252	Tianjin Jin Rui Technology Co., Ltd.	1	100000
253	Beijing Yuandian International Exhibition Co., Ltd.	1	100000



CCPIT